



US00D725552S

(12) **United States Design Patent**
Lawson et al.

(10) **Patent No.:** **US D725,552 S**

(45) **Date of Patent:** **** Mar. 31, 2015**

- (54) **BICYCLE FRAME**
- (71) Applicant: **Frogbikes Ltd.**, Englefield Green (GB)
- (72) Inventors: **Shelley Lawson**, Englefield Green (GB);
Justin le Roux, Capetown (ZA)
- (73) Assignee: **Frogbikes Ltd.**, Englefield Green (GB)
- (**) Term: **14 Years**
- (21) Appl. No.: **29/470,793**

D428,830 S *	8/2000	Brummer	D12/111
D510,547 S *	10/2005	Blankenship et al.	D12/111
D512,664 S *	12/2005	Schreier	D12/111
D644,571 S *	9/2011	Bethlenfalvy	D12/111
8,070,175 B2 *	12/2011	White	280/274
D688,599 S *	8/2013	Silva	D12/111
2010/0320721 A1 *	12/2010	Chung	280/281.1
2011/0042917 A1 *	2/2011	Cleveland	280/288

* cited by examiner

Primary Examiner — Robert M Spear

Assistant Examiner — Ryan Harvey

(74) *Attorney, Agent, or Firm* — K&L Gates LLP

- (22) Filed: **Oct. 25, 2013**
- (51) **LOC (10) Cl.** **12-11**
- (52) **U.S. Cl.**
USPC **D12/111**

(57) **CLAIM**

We claim the ornamental design for a bicycle frame, as shown and described.

- (58) **Field of Classification Search**
USPC 280/284, 281.1, 274, 288, 285, 283,
280/288.3, 282, 279, 220, 221, 288.2, 287,
280/278, 275, 288.4, 124.134, 276, 240,
280/256, 286, 265, 268, 271, 257, 210;
29/434, 428, 897.2; 474/116; D12/111,
D12/108, 124, 169, 113, 112; 156/173, 294;
224/425, 426, 419; 301/124.2;
180/227, 68.5, 220; D21/432, 419,
D21/663, 435, 662, 538; 74/594.3, 527;
16/44; 220/737

DESCRIPTION

The patent file contains at least one drawing executed in color. Copies of this patent with color drawings will be provided by the Office upon request and payment of the necessary fee.

FIG. 1 is a front-left perspective view from an elevated position of a bicycle frame.

FIG. 2 is a front elevation view thereof.

FIG. 3 is a rear elevation view thereof.

FIG. 4 is a left elevation view thereof.

FIG. 5 is a right elevation view thereof.

FIG. 6 is a top plan view thereof; and,

FIG. 7 is a bottom view thereof.

In all figures, broken lines illustrate environmental structures and form no part of the claimed design.


See application file for complete search history.

(56) **References Cited**

U.S. PATENT DOCUMENTS

5,054,802 A *	10/1991	Smith	280/279
D419,111 S *	1/2000	Allen et al.	D12/111
D420,942 S *	2/2000	Chen	D12/111

1 Claim, 7 Drawing Sheets
(7 of 7 Drawing Sheet(s) Filed in Color)



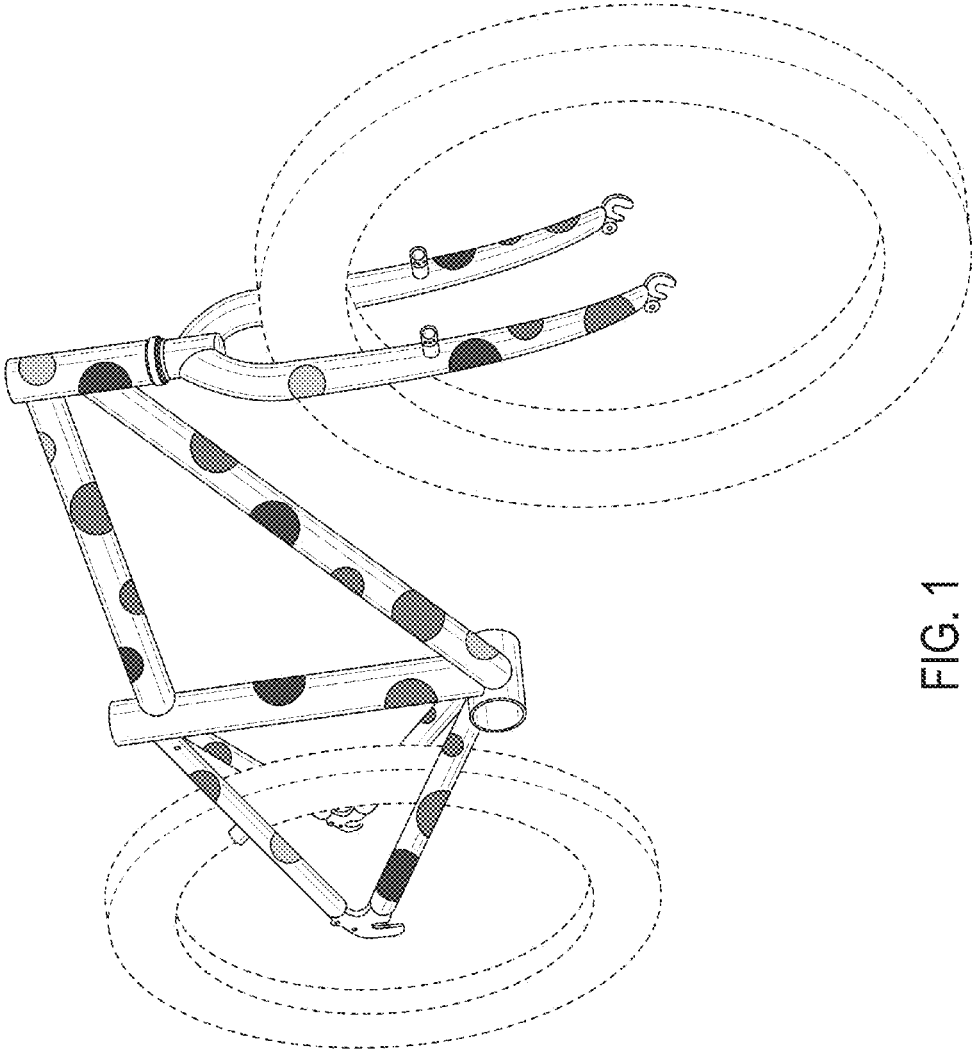


FIG. 1

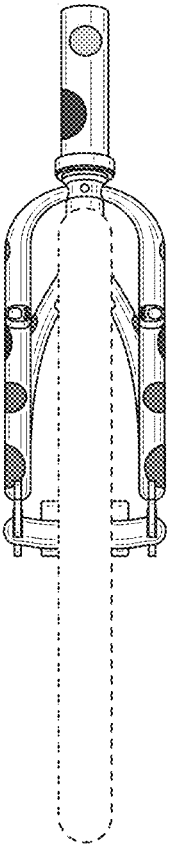


FIG. 2

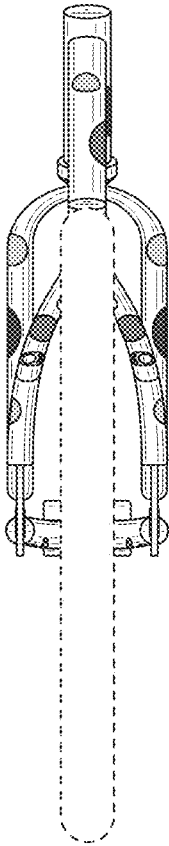


FIG. 3

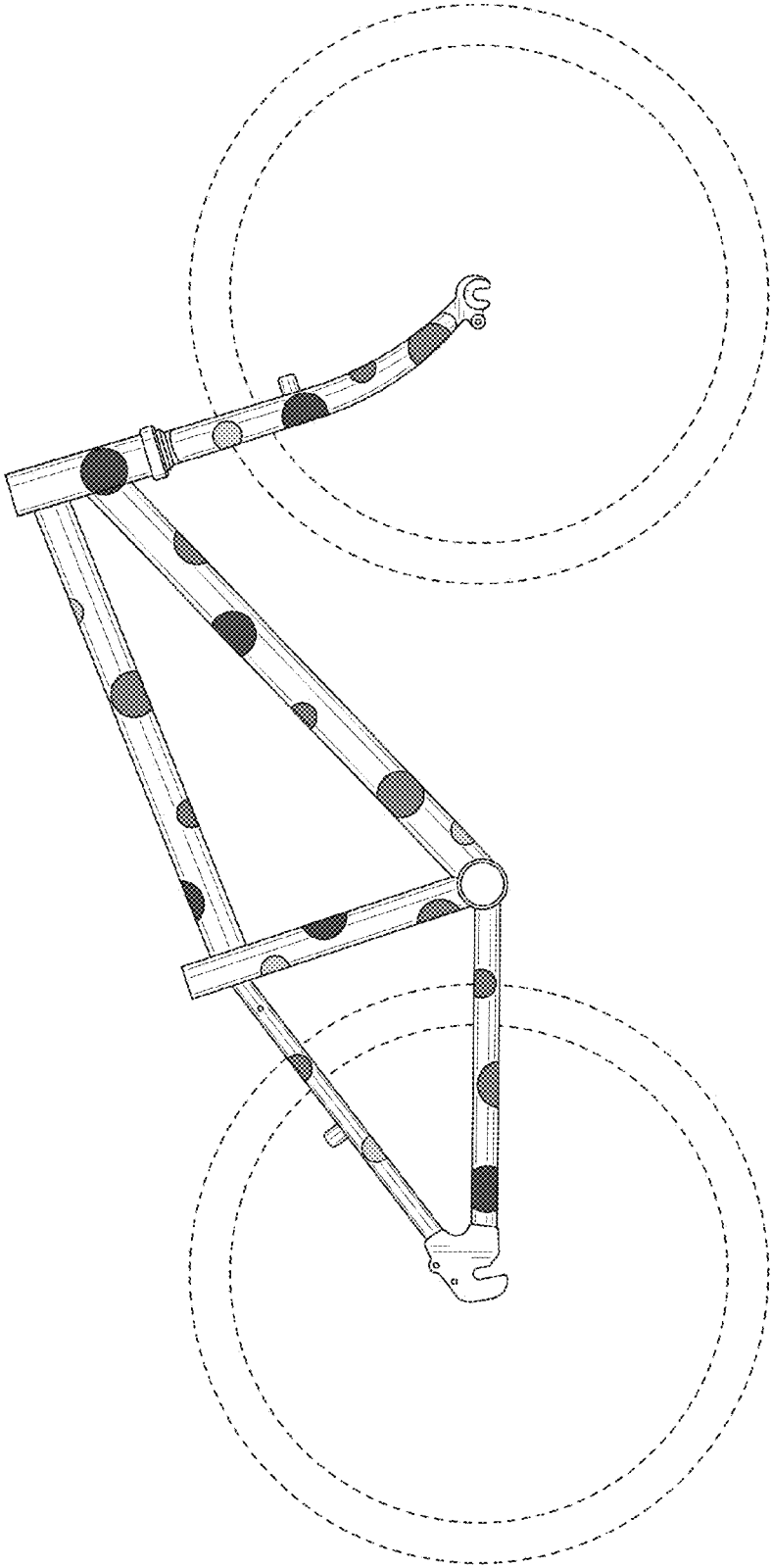


FIG. 4

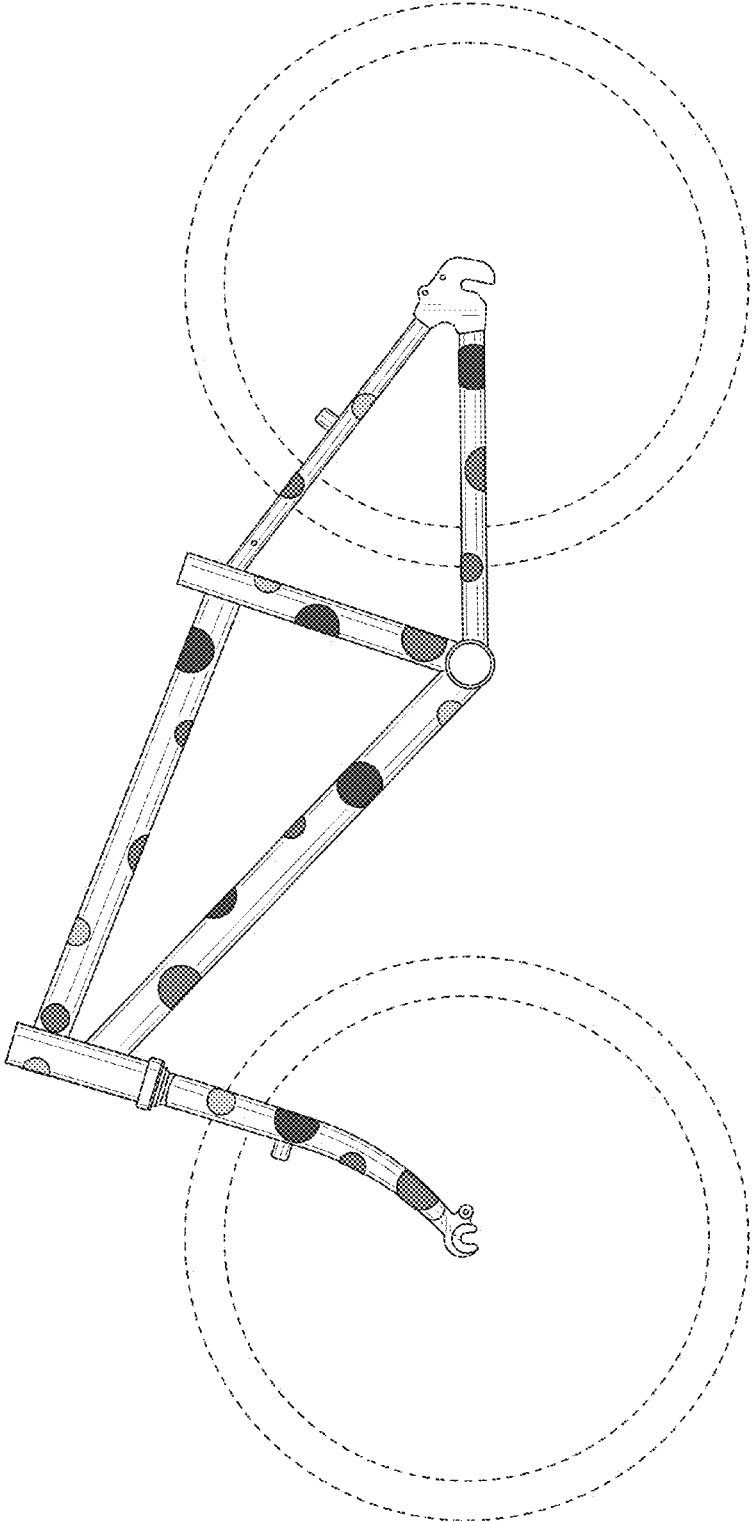


FIG. 5

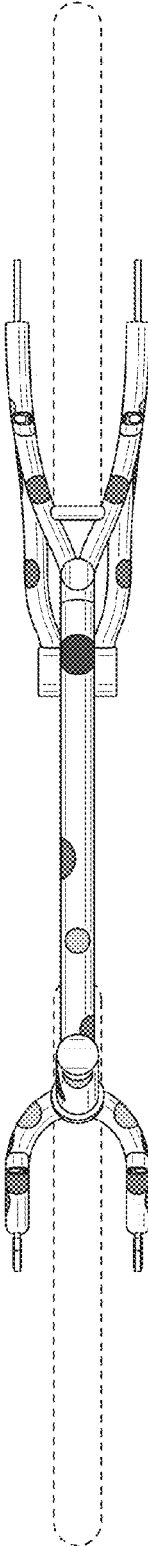


FIG. 6

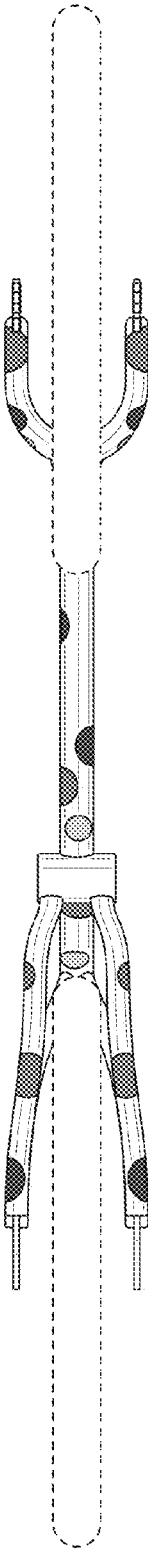


FIG. 7