



US00D725553S

(12) **United States Design Patent**
Lawson et al.

(10) **Patent No.:** **US D725,553 S**

(45) **Date of Patent:** **** Mar. 31, 2015**

- (54) **BICYCLE FRAME**
- (71) Applicant: **Frogbikes Ltd.**, Englefield Green (GB)
- (72) Inventors: **Shelley Lawson**, Englefield Green (GB);
Justin le Roux, Capetown (ZA)
- (73) Assignee: **Frogbikes Ltd.**, Englefield Green (GB)
- (**) Term: **14 Years**

D420,942	S	*	2/2000	Chen	D12/111
D428,830	S	*	8/2000	Brummer	D12/111
D510,547	S	*	10/2005	Blankenship et al.	D12/111
D512,664	S	*	12/2005	Schreier	D12/111
D644,571	S	*	9/2011	Bethlenfalvy	D12/111
8,070,175	B2	*	12/2011	White	280/274
D688,599	S	*	8/2013	Silva	D12/111
2010/0320721	A1	*	12/2010	Chung	280/281.1
2011/0042917	A1	*	2/2011	Cleveland	280/288

* cited by examiner

- (21) Appl. No.: **29/470,795**
- (22) Filed: **Oct. 25, 2013**

Primary Examiner — Robert M Spear
Assistant Examiner — Ryan Harvey
 (74) *Attorney, Agent, or Firm* — K&L Gates LLP

- (51) **LOC (10) Cl.** **12-11**
- (52) **U.S. Cl.** **D12/111**
USPC **D12/111**

(57) **CLAIM**
 We claim the ornamental design for a bicycle frame, as shown and described.

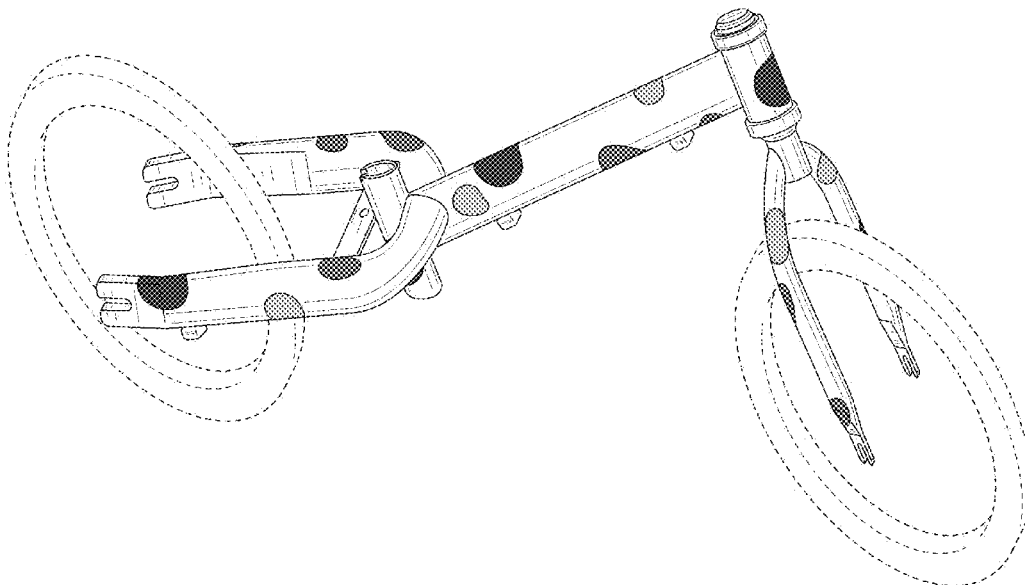
- (58) **Field of Classification Search**
USPC 280/284, 281.1, 274, 288, 285, 283,
280/288.3, 282, 279, 220, 221, 288.2, 287,
280/278, 275, 288.4, 124.134, 276, 240,
280/256, 286, 265, 268, 271, 257, 210;
29/434, 428, 897.2; 474/116; D12/111,
D12/108, 124, 169, 113, 112; 156/173, 294;
224/425, 426, 419; 301/124.2;
180/227, 68.5, 220; D21/432, 419,
D21/663, 435, 662, 538; 74/594.3, 527;
16/44; 220/737
See application file for complete search history.

DESCRIPTION

The patent file contains at least one drawing executed in color. Copies of this patent with color drawings will be provided by the Office upon request and payment of the necessary fee. FIG. 1 is a front-left perspective view of a bicycle frame. FIG. 2 is a front elevation view thereof. FIG. 3 is a rear elevation view thereof. FIG. 4 is a left elevation view thereof. FIG. 5 is a right elevation view thereof. FIG. 6 is a top plan view thereof; and, FIG. 7 is a bottom view thereof. In all figures, broken lines illustrate environmental structures and form no part of the claimed design.

- (56) **References Cited**
U.S. PATENT DOCUMENTS
5,054,802 A * 10/1991 Smith 280/279
D419,111 S * 1/2000 Allen et al. D12/111

1 Claim, 7 Drawing Sheets
(7 of 7 Drawing Sheet(s) Filed in Color)



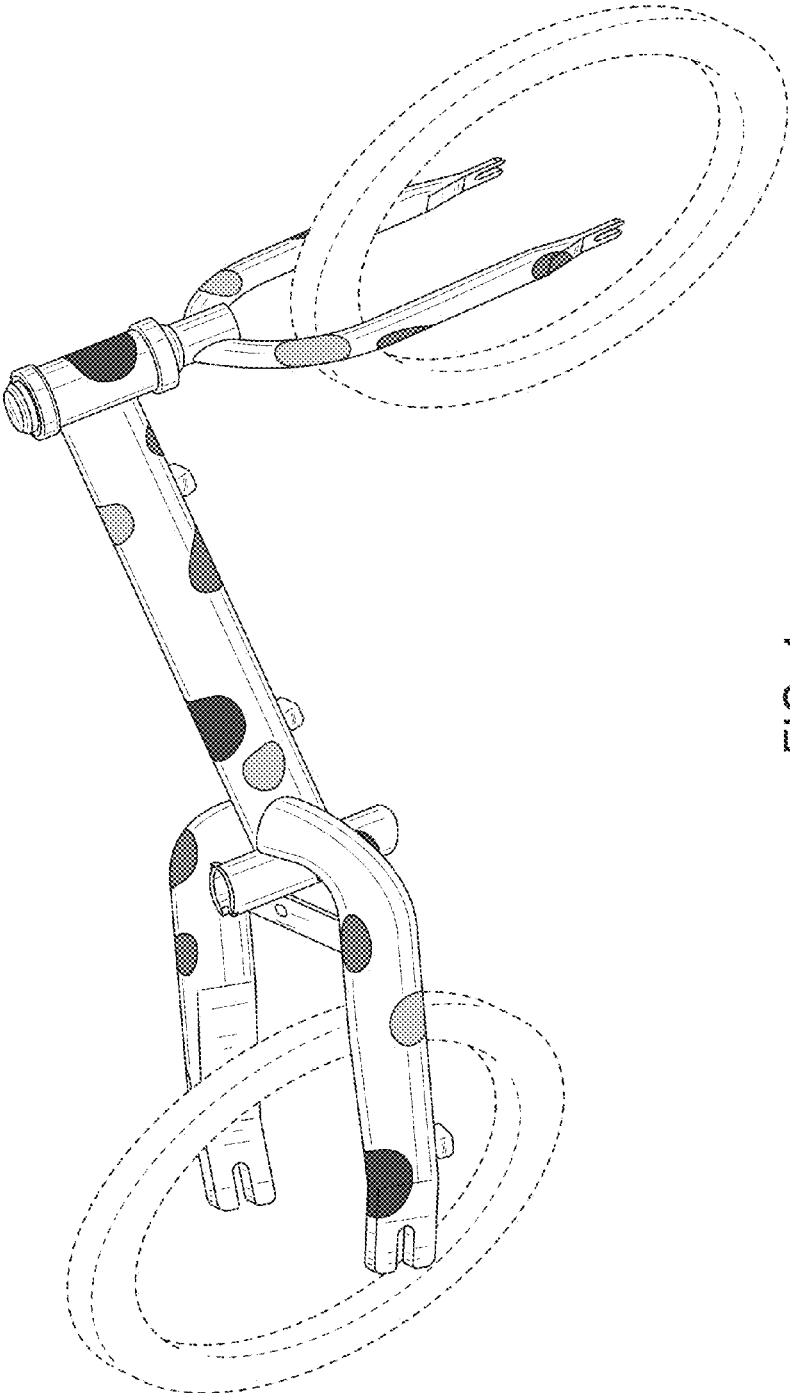


FIG. 1

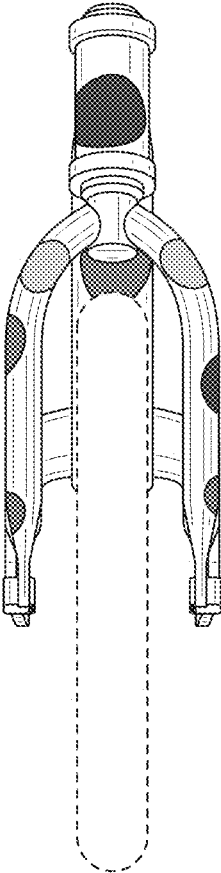


FIG. 2

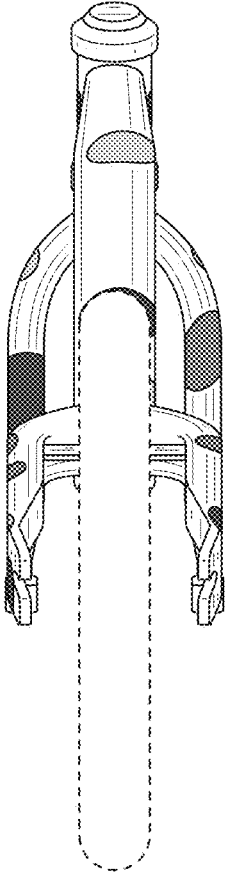


FIG. 3

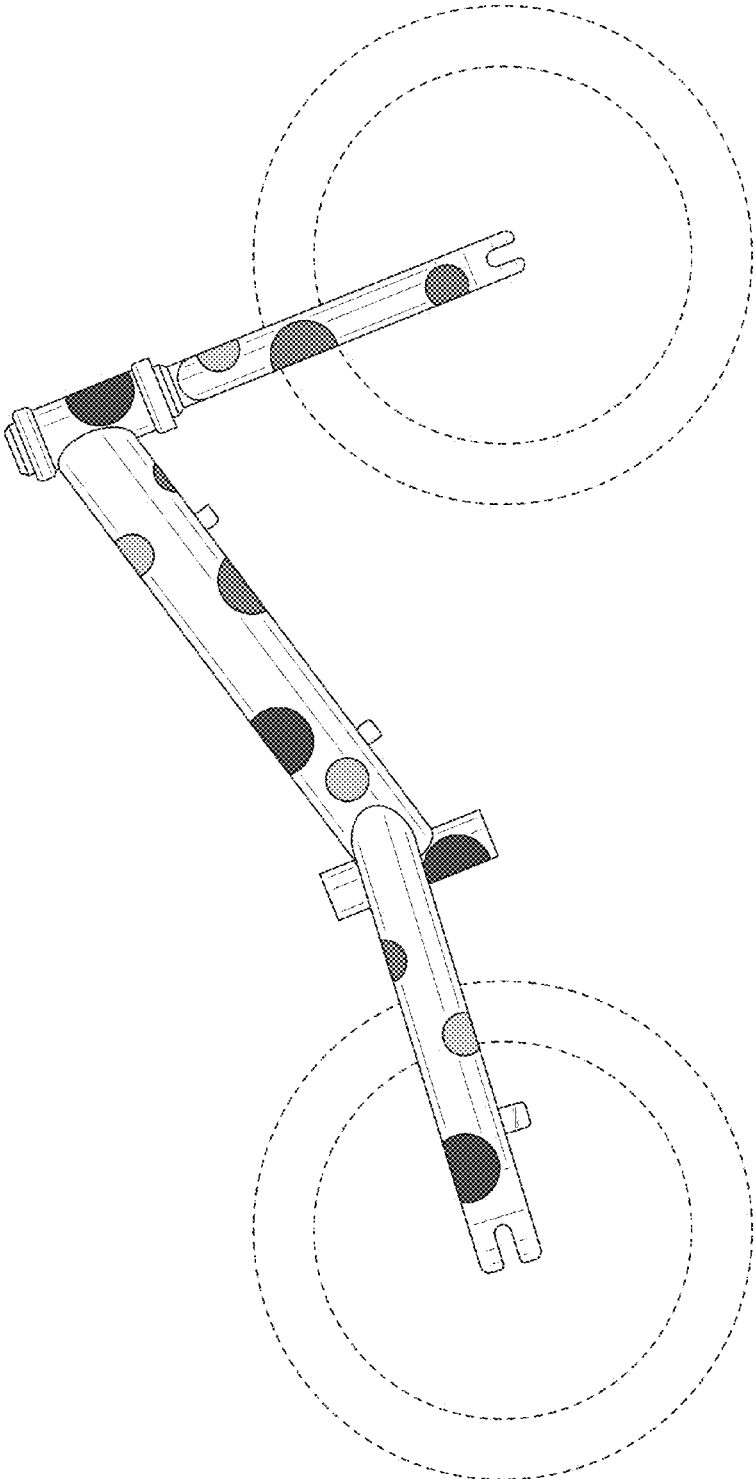


FIG. 4

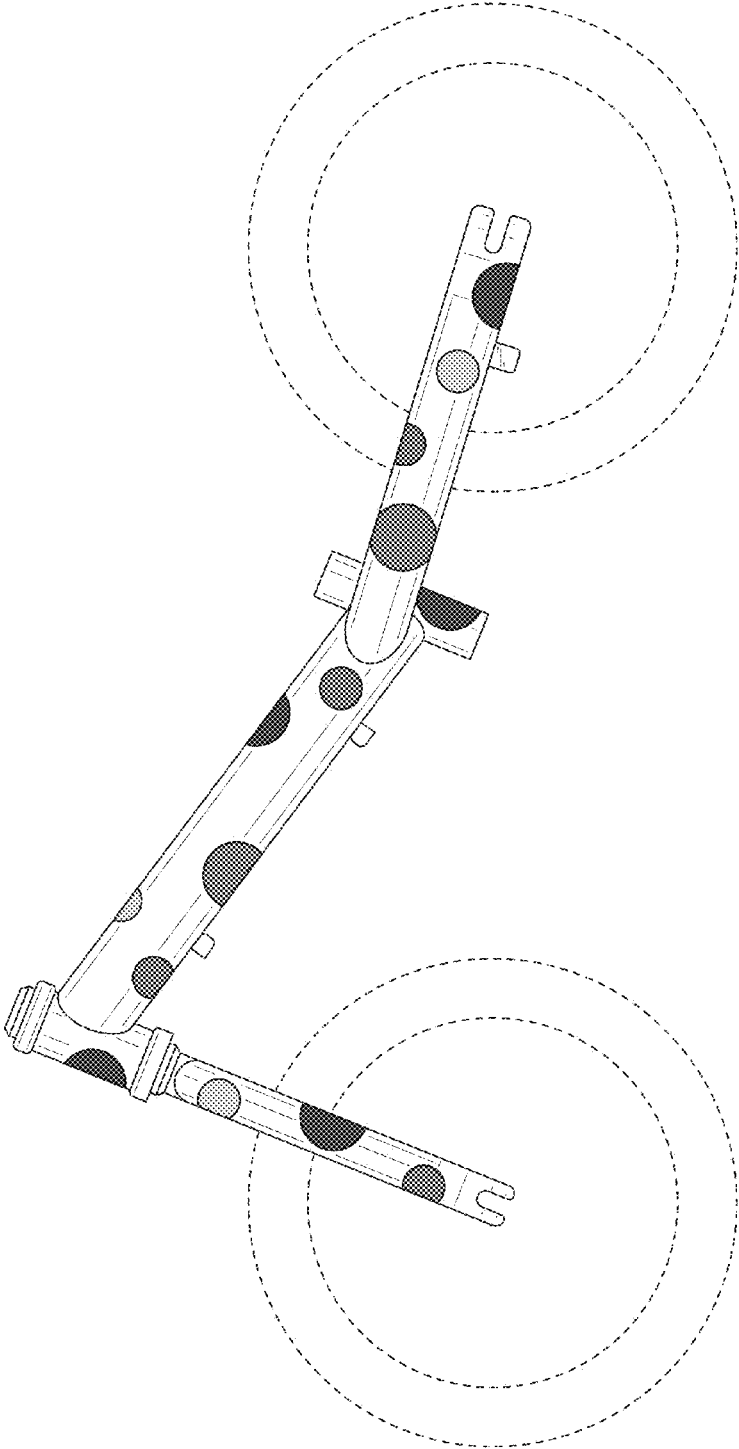


FIG. 5

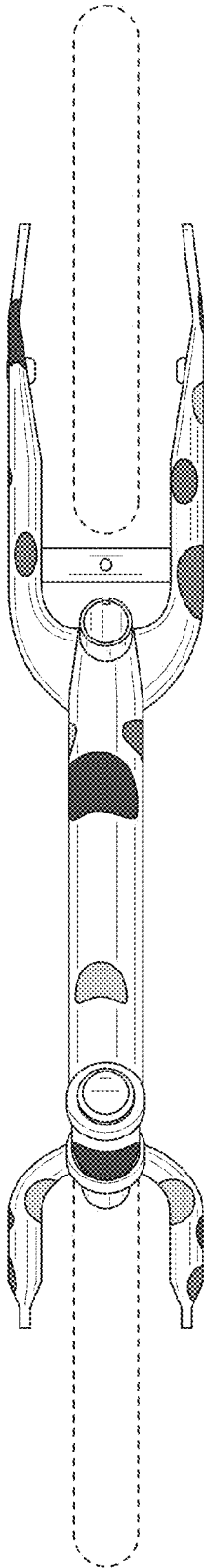


FIG. 6

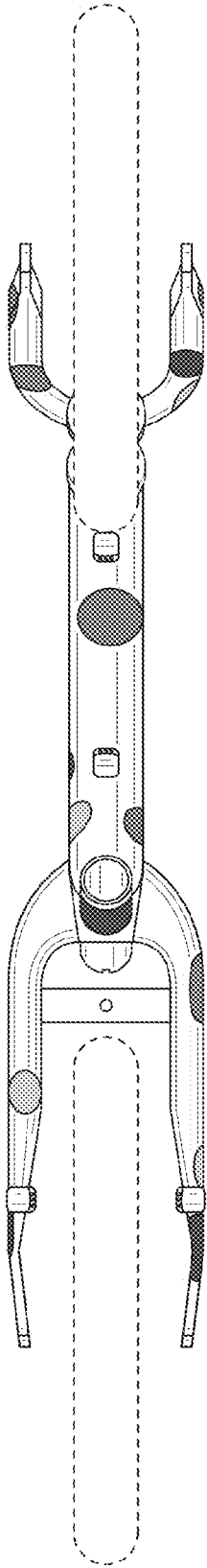


FIG. 7