



US00D734218S

(12) **United States Design Patent**
D’Aluisio et al.

(10) **Patent No.:** **US D734,218 S**

(45) **Date of Patent:** **** *Jul. 14, 2015**

(54) **BICYCLE FRAME**

(71) Applicant: **Specialized Bicycle Components, Inc.**,
Morgan Hill, CA (US)

(72) Inventors: **Christopher P. D’Aluisio**, Corralitos,
CA (US); **Robert F. Egger**, Watsonville,
CA (US); **Jean-Luc Callahan**, San Jose,
CA (US); **Andrew Frasca**, Gilroy, CA
(US)

(73) Assignee: **SPECIALIZED BICYCLE
COMPONENTS, INC.**, Morgan Hill,
CA (US)

(*) Notice: This patent is subject to a terminal dis-
claimer.

(**) Term: **14 Years**

(21) Appl. No.: **29/476,739**

(22) Filed: **Dec. 16, 2013**

(51) **LOC (10) Cl.** **12-11**

(52) **U.S. Cl.**

USPC **D12/111**

(58) **Field of Classification Search**

USPC 280/284, 281.1, 274, 288, 285, 283,
280/288.3, 282, 279, 220, 221, 288.2, 287,
280/278, 275, 288.4, 124.134, 276, 240,
280/256, 286, 265, 268, 271, 257, 210;
29/434, 428, 897.2; 474/116; D12/111,
D12/108, 124, 169, 113, 112; 156/173, 294;
224/425, 426, 419; 301/124.2;
180/227, 68.5, 220; D21/432, 419,
D21/663, 435, 662, 538; 74/594.3, 527;
16/44; 220/737

See application file for complete search history.

(56) **References Cited**

U.S. PATENT DOCUMENTS

D486,424 S * 2/2004 Sagan D12/111
D635,894 S * 4/2011 Argote Vivar D12/111
D637,526 S * 5/2011 Choi et al. D12/111
D637,527 S * 5/2011 Choi et al. D12/111

(Continued)

Primary Examiner — Robert M Spear

Assistant Examiner — Ryan Harvey

(74) *Attorney, Agent, or Firm* — Michael Best & Friedrich
LLP

(57) **CLAIM**

We claim the ornamental design for a bicycle frame, as shown
and described.

DESCRIPTION

FIG. 1 is a perspective view of a first embodiment of a bicycle
frame showing our new design.

FIG. 2 is a right side view of the bicycle frame of FIG. 1.

FIG. 3 is a left side view of the bicycle frame of FIG. 1.

FIG. 4 is a front view of the bicycle frame of FIG. 1.

FIG. 5 is a rear view of the bicycle frame of FIG. 1.

FIG. 6 is a top view of the bicycle frame of FIG. 1.

FIG. 7 is a bottom view of the bicycle frame of FIG. 1.

FIG. 8 is a perspective view of a bicycle frame showing a
second embodiment of our new design.

FIG. 9 is a right side view of the bicycle frame of FIG. 8.

FIG. 10 is a left side view of the bicycle frame of FIG. 8.

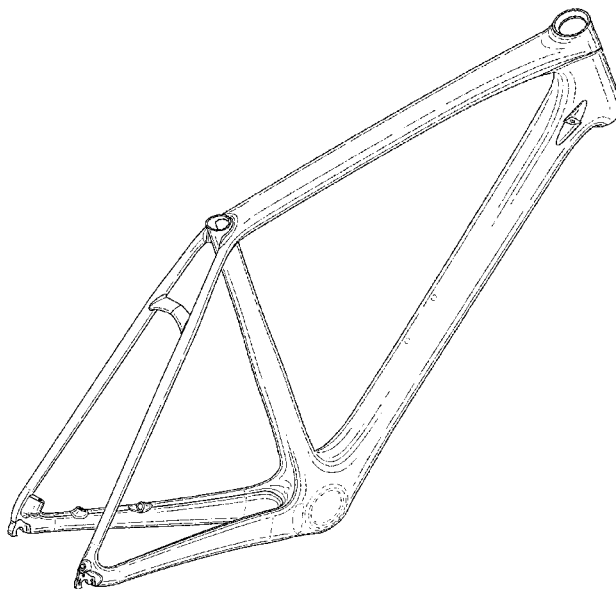
FIG. 11 is a front view of the bicycle frame of FIG. 8.

FIG. 12 is a rear view of the bicycle frame of FIG. 8.

FIG. 13 is a top view of the bicycle frame of FIG. 8; and,

FIG. 14 is a bottom view of the bicycle frame of FIG. 8.

1 Claim, 10 Drawing Sheets



(56)

References Cited

U.S. PATENT DOCUMENTS

8,042,822	B2	10/2011	D'Aluisio				
8,075,010	B2 *	12/2011	Talavasek et al.	280/288			
D662,011	S *	6/2012	D'Aluisio et al.	D12/111			
8,403,350	B2 *	3/2013	Talavasek et al.	280/281.1			
8,496,262	B2	7/2013	Callahan et al.				
D689,407	S *	9/2013	Kim	D12/111			
D693,740	S *	11/2013	Eagleman et al.	D12/111			
					D714,878	S *	10/2014
					8,857,841	B2 *	10/2014
					2009/0267317	A1 *	10/2009
					2010/0096832	A1 *	4/2010
					2011/0233222	A1 *	9/2011
					2012/0169028	A1 *	7/2012
					2012/0200060	A1 *	8/2012
					2013/0076001	A1 *	3/2013
					2013/0300085	A1 *	11/2013
					2014/0054873	A1 *	2/2014
					Bean et al.		D21/435
					Lund et al.		280/283
					Yang		280/283
					Pinarello		280/281.1
					Bethlenfalvy		220/737
					Lund et al.		280/281.1
					D'Aluisio et al.		280/281.1
					D'Aluisio		280/281.1
					Zecchetto		280/281.1
					Cocalis		280/281.1

* cited by examiner

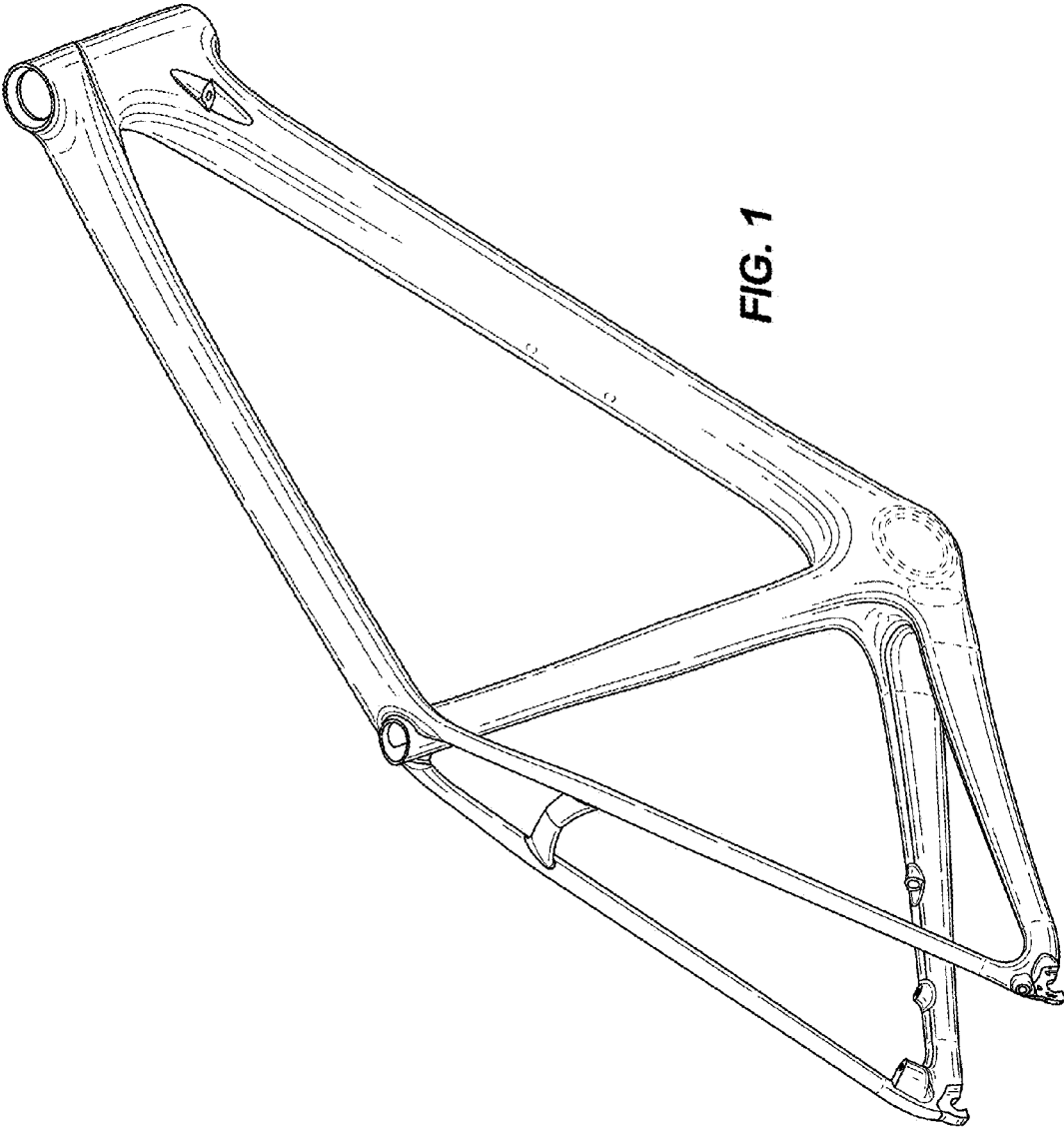


FIG. 1

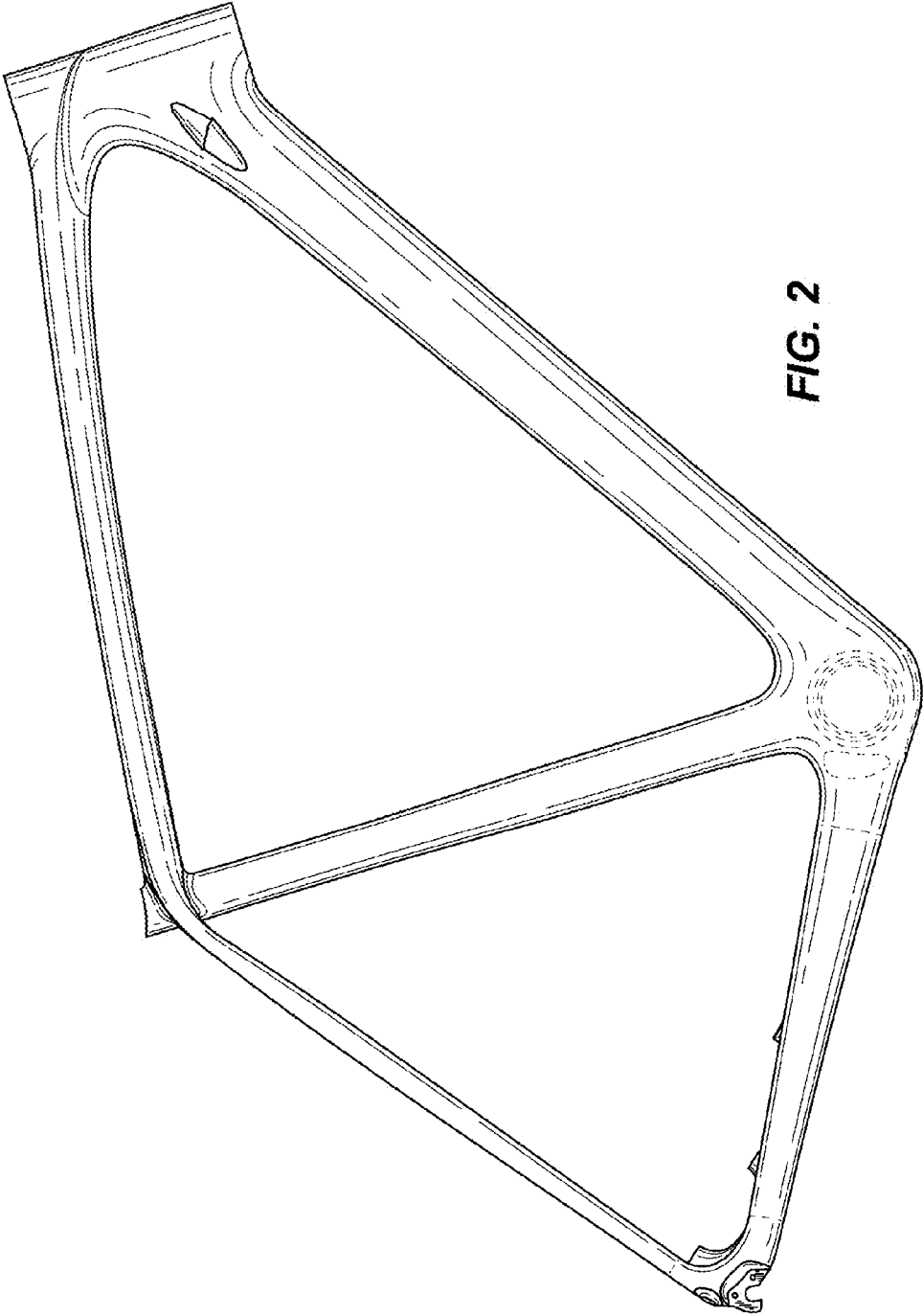


FIG. 2

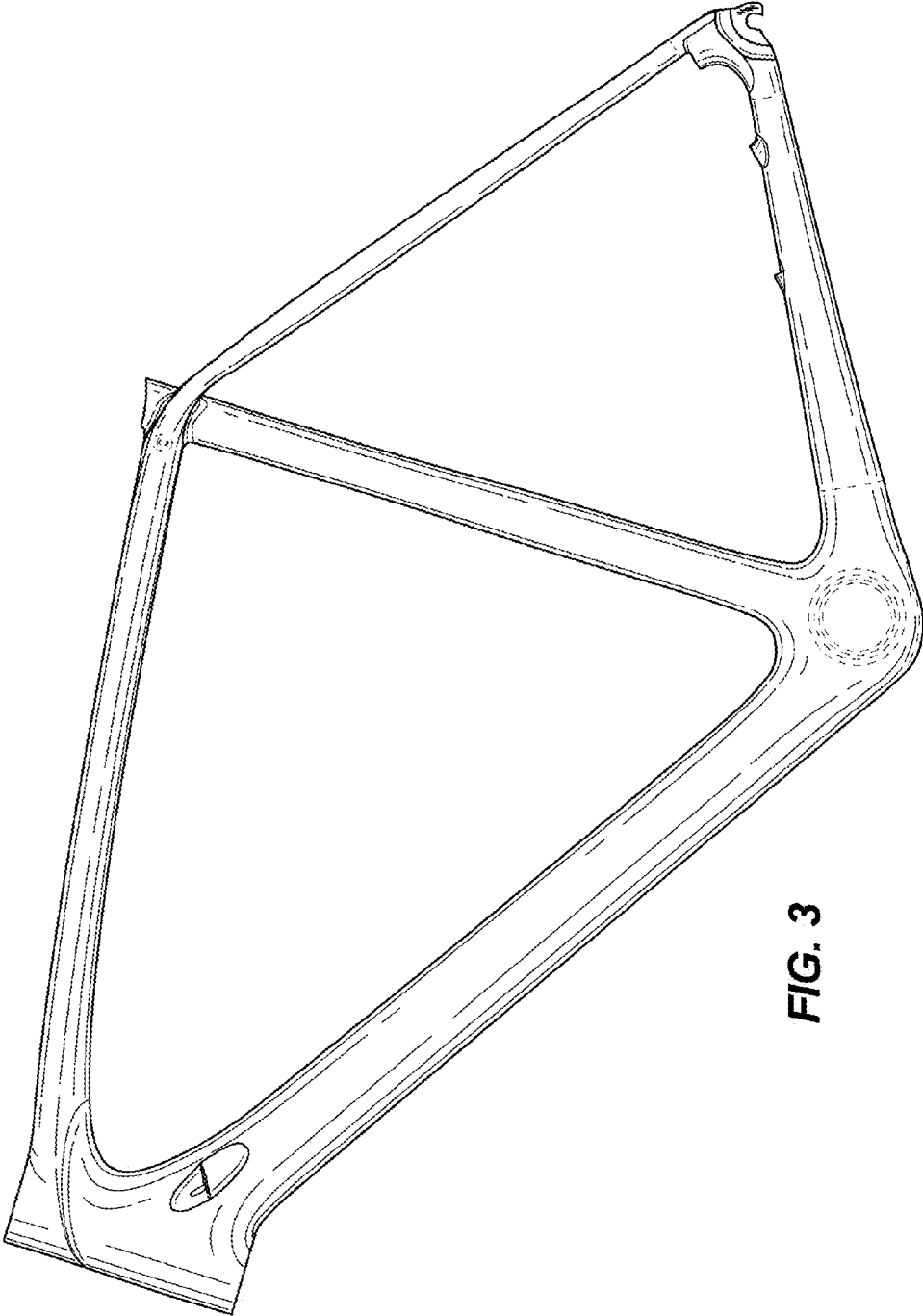


FIG. 3

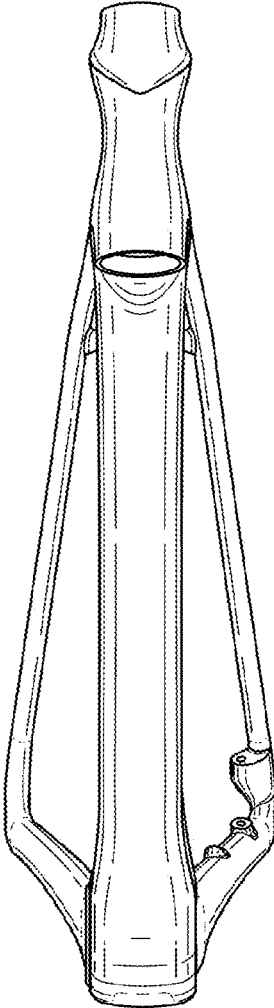


FIG. 4

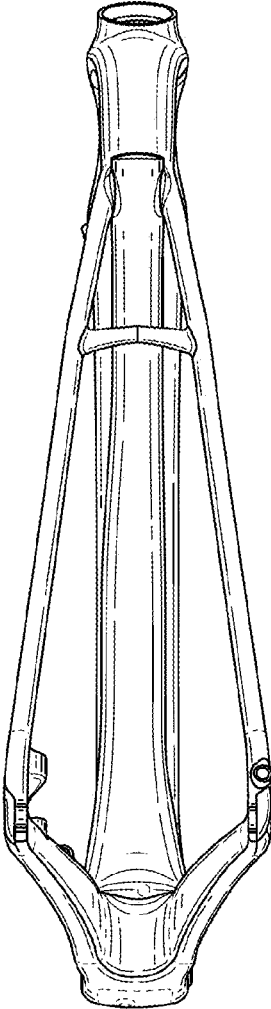


FIG. 5

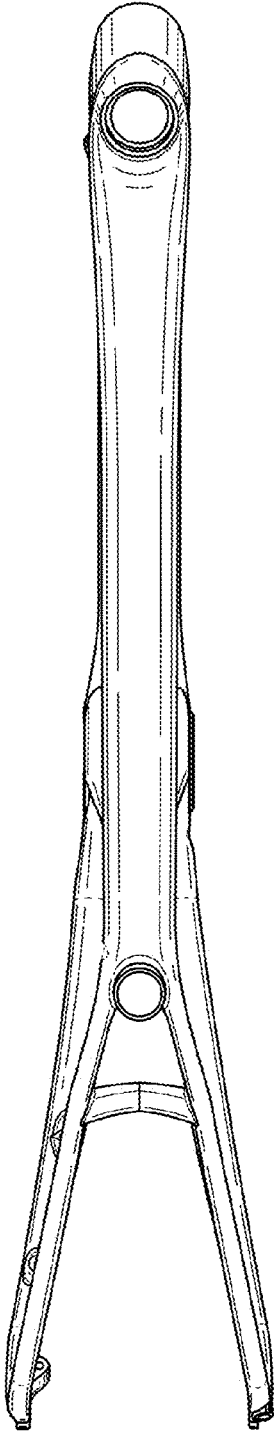


FIG. 6

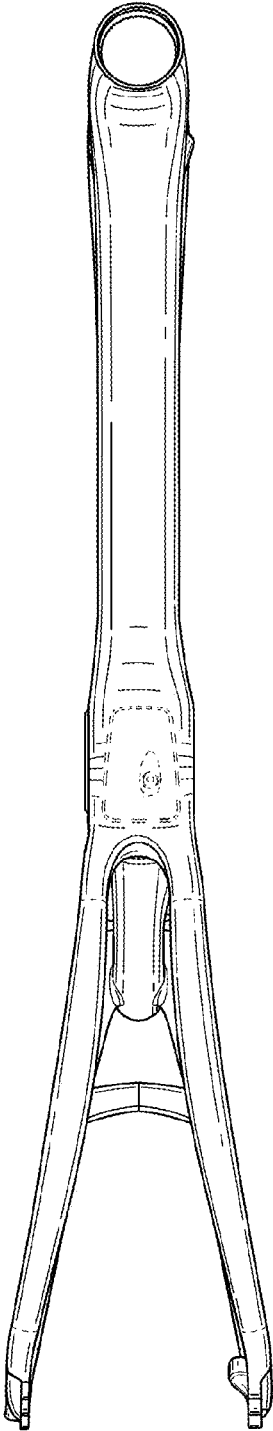


FIG. 7

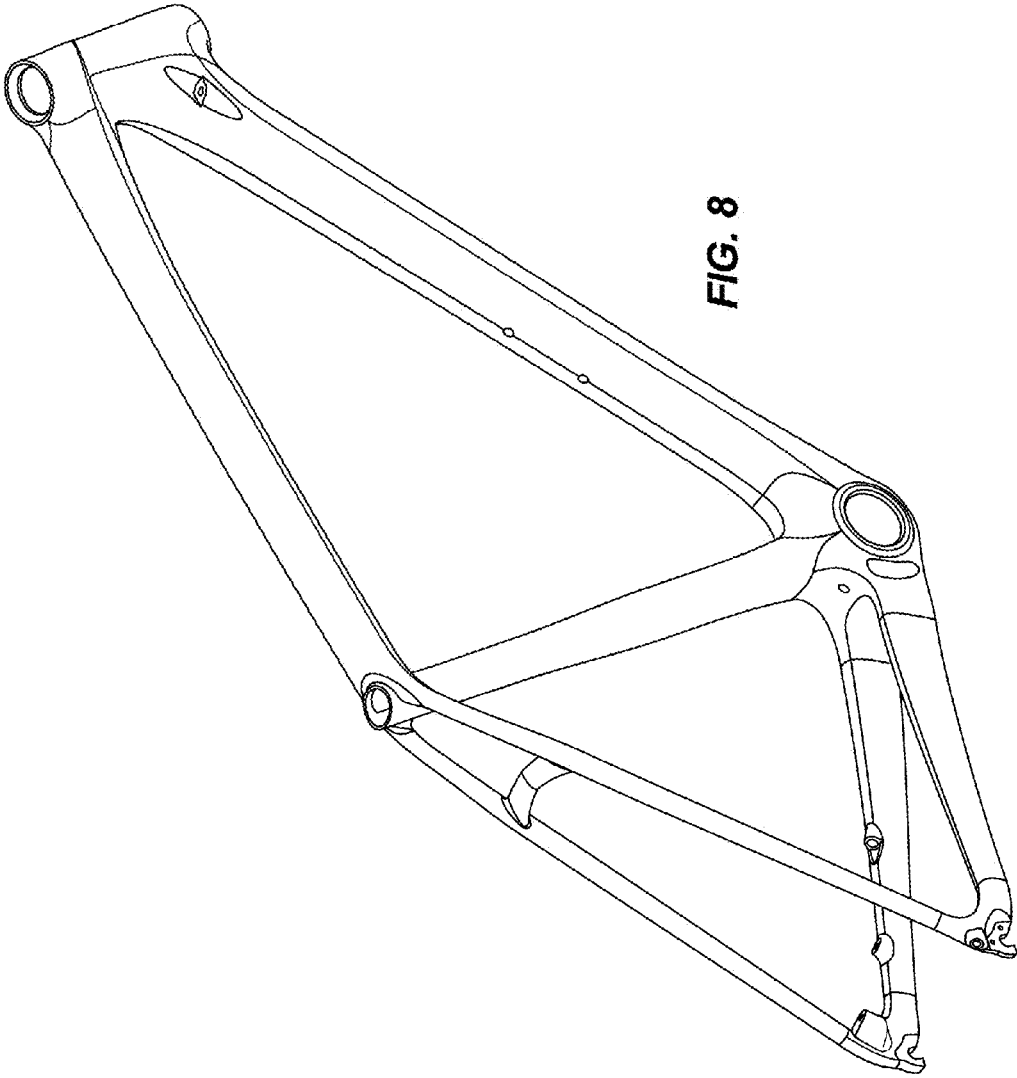


FIG. 8

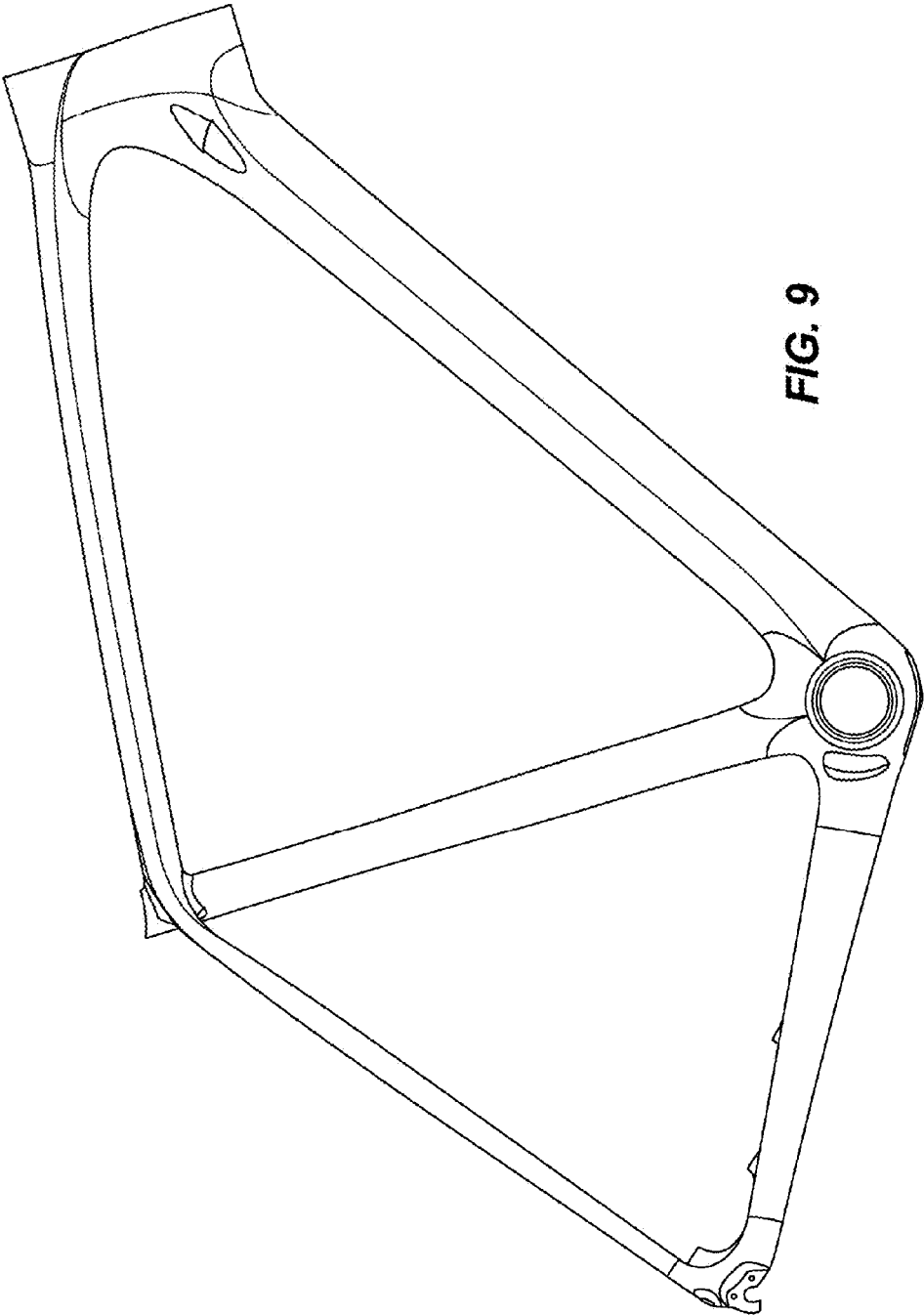


FIG. 9

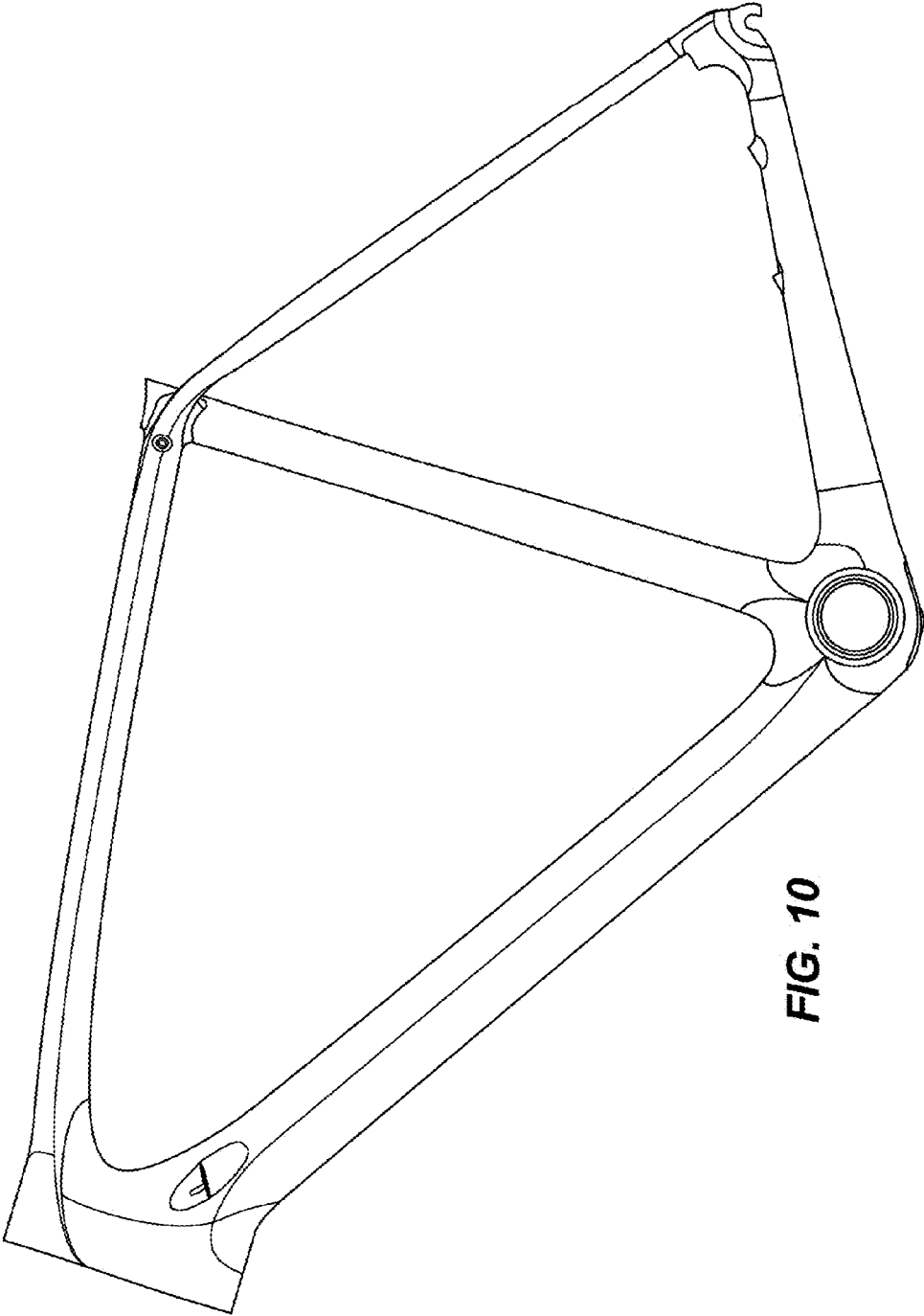


FIG. 10

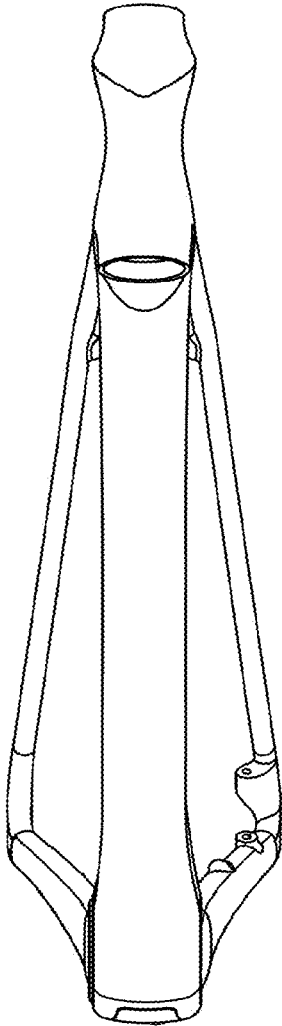


FIG. 11

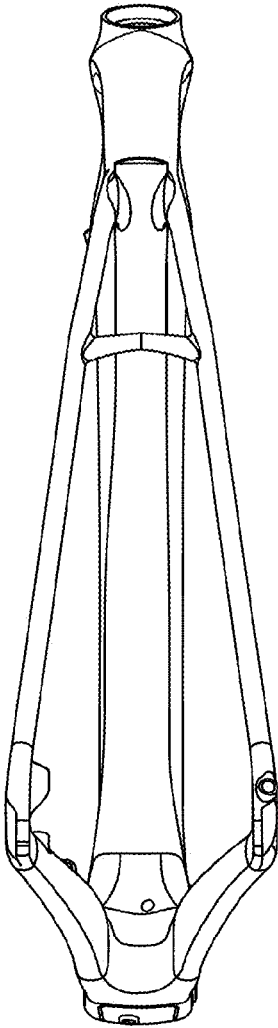


FIG. 12

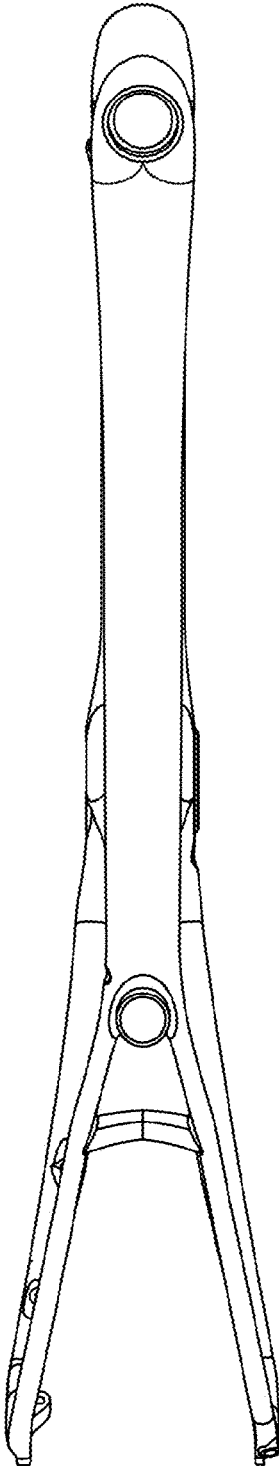


FIG. 13

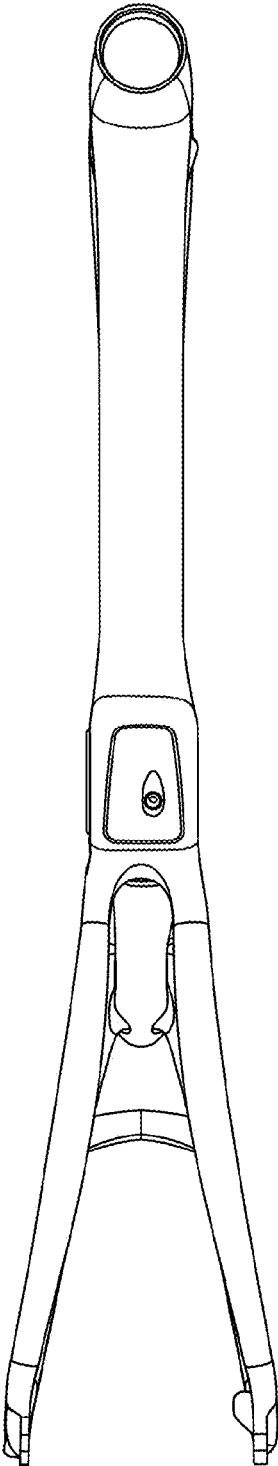


FIG. 14