



(12) **United States Design Patent**
Lawson et al.

(10) **Patent No.:** **US D735,619 S**
(45) **Date of Patent:** **** *Aug. 4, 2015**

(54) **BICYCLE FRAME**

(71) Applicant: **Frogbikes Ltd.**, Englefield Green (GB)

(72) Inventors: **Shelley Lawson**, Englefield Green (GB);
Justin le Roux, Capetown (ZA)

(73) Assignee: **FROGBIKES LTD.**, Englefield Green (GB)

(*) Notice: This patent is subject to a terminal disclaimer.

(**) Term: **14 Years**

(21) Appl. No.: **29/470,796**

(22) Filed: **Oct. 25, 2013**

(51) **LOC (10) Cl.** **12-11**

(52) **U.S. Cl.**
USPC **D12/111**

(58) **Field of Classification Search**

USPC 280/284, 281.1, 274, 288, 285, 283,
280/288.3, 282, 279, 220, 221, 288.2, 287,
280/278, 275, 288.4, 124.134, 276, 240,
280/256, 286, 265, 268, 271, 257, 210;
29/434, 428, 897.2; 474/116; D12/111,
D12/108, 124, 169, 113, 112; 156/173, 294;
224/425, 426, 419; 301/124.2;
180/227, 68.5, 220; D21/432, 419,
D21/663, 435, 662, 538; 74/594.3, 527;
16/44; 220/737

See application file for complete search history.

(56) **References Cited**

U.S. PATENT DOCUMENTS

5,054,802	A	*	10/1991	Smith	280/279
D419,111	S	*	1/2000	Allen et al.	D12/111
D420,942	S	*	2/2000	Chen	D12/111
D428,830	S	*	8/2000	Brummer	D12/111
D510,547	S	*	10/2005	Blankenship et al.	D12/111
D512,664	S	*	12/2005	Schreier	D12/111
D644,571	S	*	9/2011	Bethlenfalvy	D12/111
8,070,175	B2	*	12/2011	White	280/274
D688,599	S	*	8/2013	Silva	D12/111
2010/0320721	A1	*	12/2010	Chung	280/281.1
2011/0042917	A1	*	2/2011	Cleveland	280/288

* cited by examiner

Primary Examiner — Robert M Spear

Assistant Examiner — Ryan Harvey

(74) *Attorney, Agent, or Firm* — K&L Gates LLP

(57) **CLAIM**

We claim the ornamental design for a bicycle frame, as shown and described.

DESCRIPTION

FIG. 1 is a front-left perspective view from an elevated position of a bicycle frame.

FIG. 2 is a front elevation view thereof.

FIG. 3 is a rear elevation view thereof.

FIG. 4 is a left elevation view thereof.

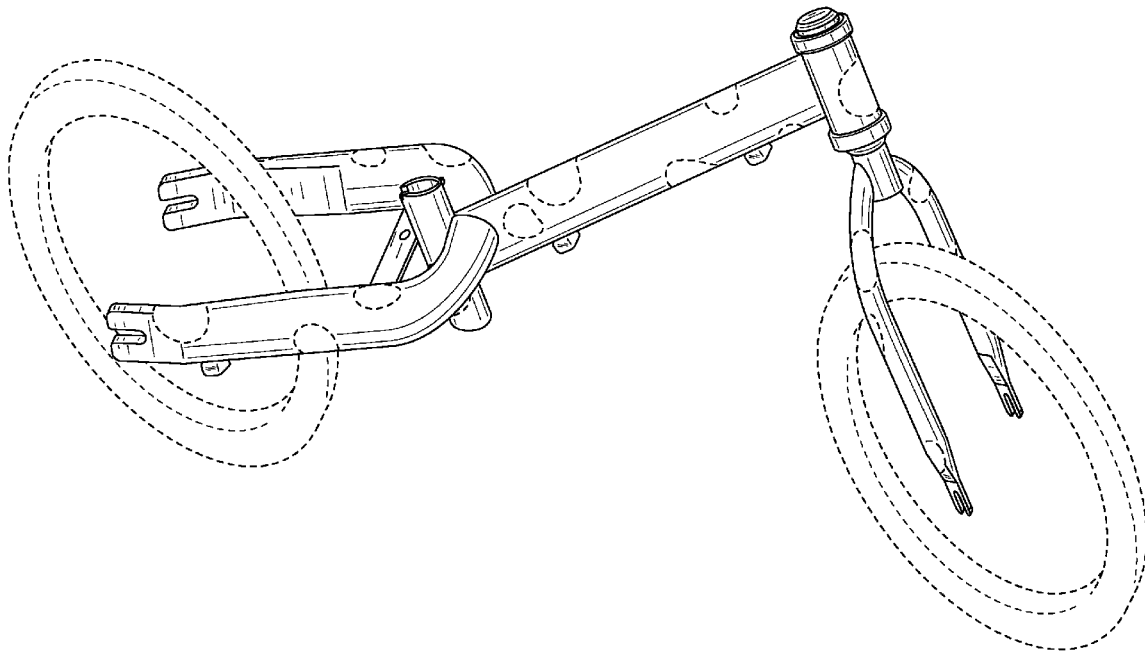
FIG. 5 is a right elevation view thereof.

FIG. 6 is a top plan view thereof; and,

FIG. 7 is a bottom view thereof.

In all figures, broken lines illustrate environmental structures and form no part of the claimed design.

1 Claim, 7 Drawing Sheets



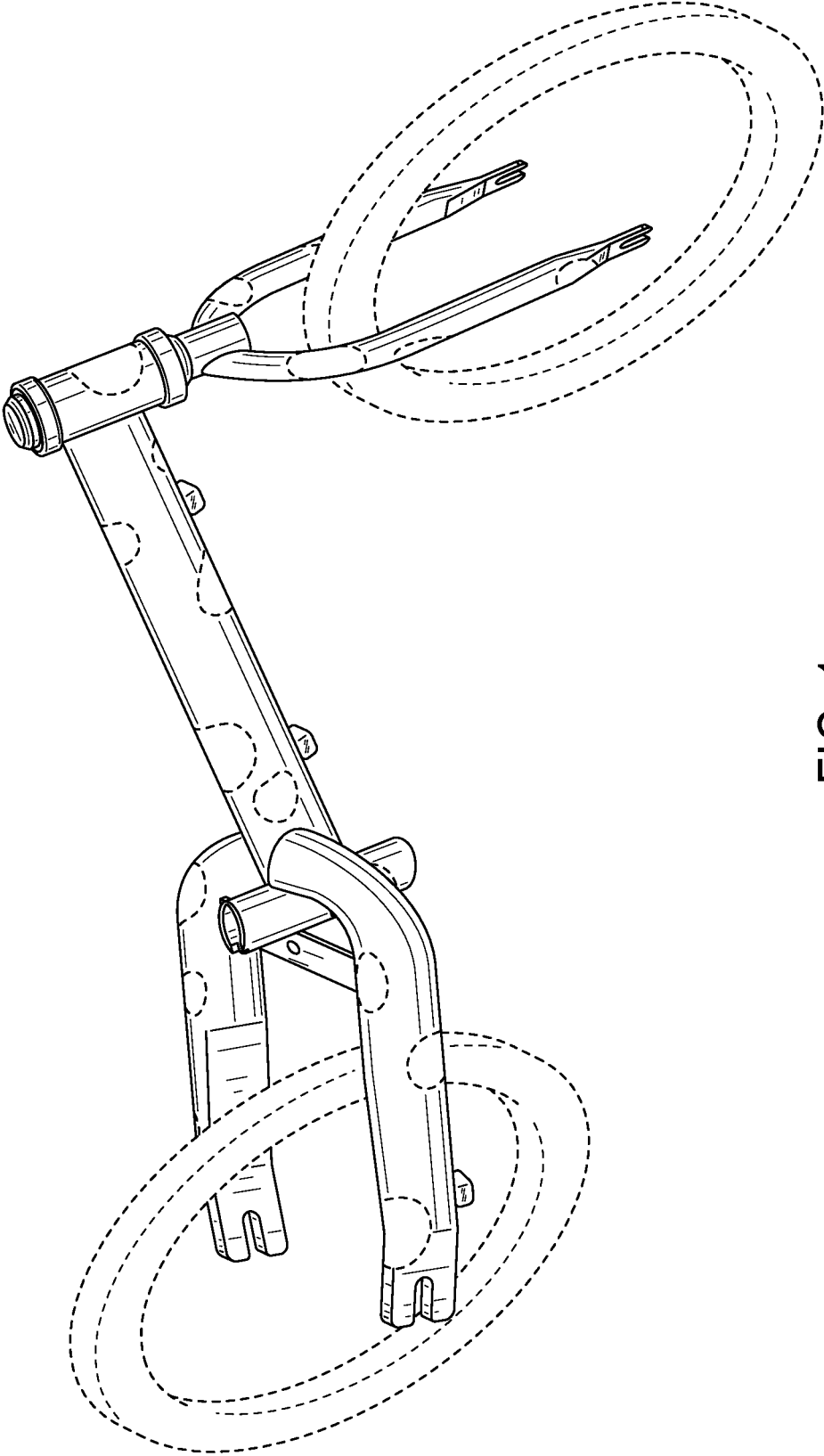


FIG. 1

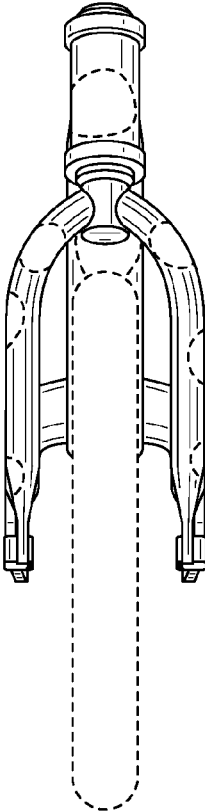


FIG. 2

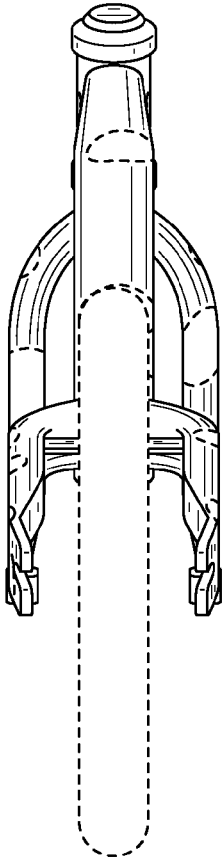


FIG. 3

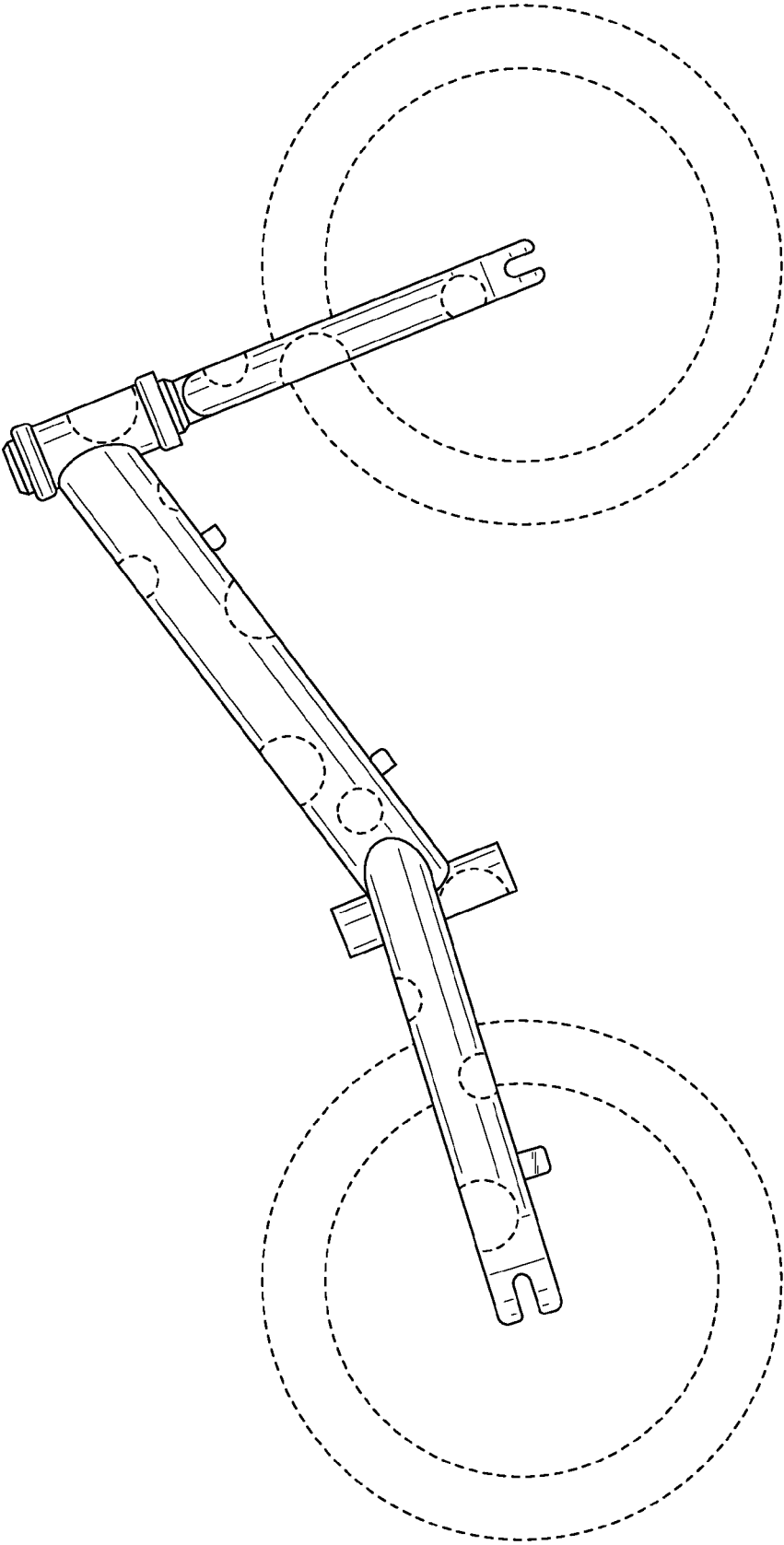


FIG. 4

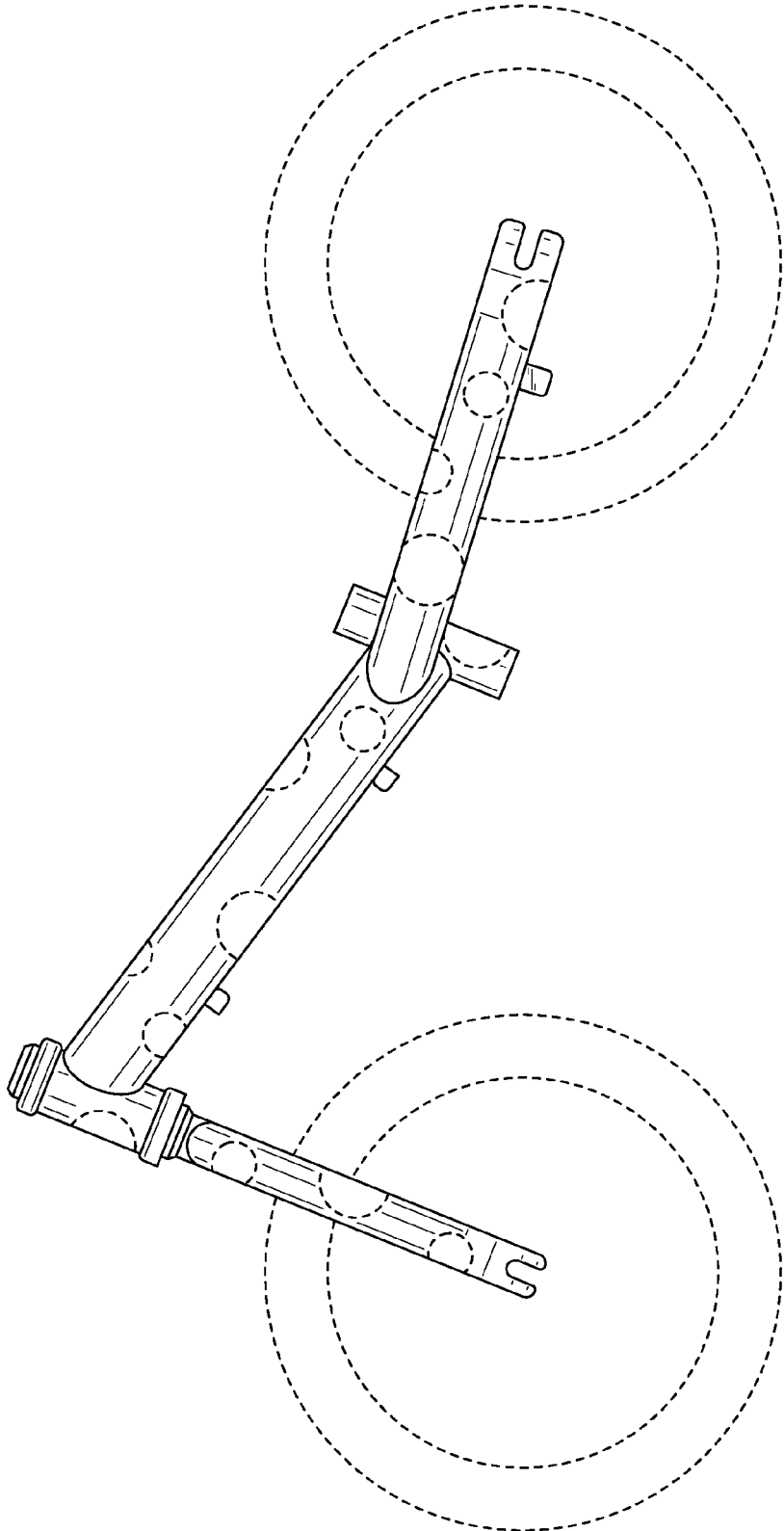


FIG. 5

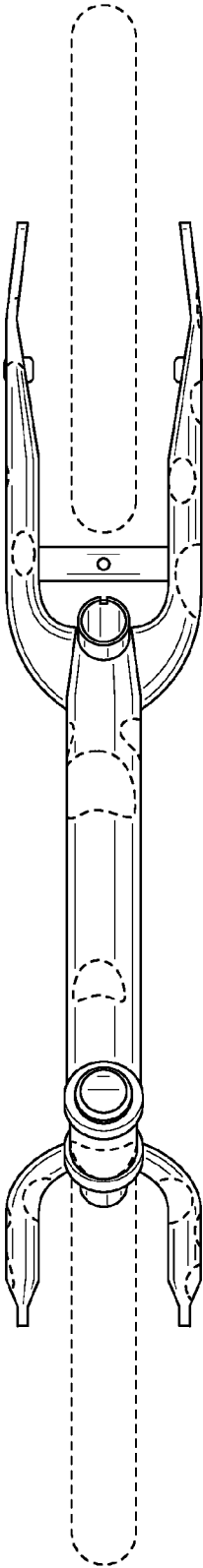


FIG. 6

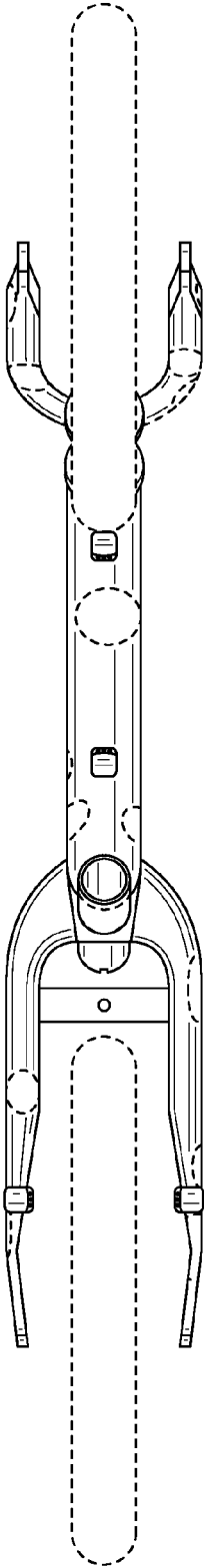


FIG. 7