



US00D766136S

(12) **United States Design Patent**
Jankura

(10) **Patent No.:** **US D766,136 S**

(45) **Date of Patent:** **** Sep. 13, 2016**

(54) **BICYCLE FRAME**

(71) Applicant: **Specialized Bicycle Components, Inc.**,
Morgan Hill, CA (US)

(72) Inventor: **Robb H. Jankura**, Los Gatos, CA (US)

(73) Assignee: **SPECIALIZED BICYCLE
COMPONENTS, INC.**, Morgan Hill,
CA (US)

(**) Term: **14 Years**

(21) Appl. No.: **29/523,762**

(22) Filed: **Apr. 14, 2015**

(51) **LOC (10) Cl.** **12-11**

(52) **U.S. Cl.**
USPC **D12/111**

(58) **Field of Classification Search**
USPC D12/111, 117, 406, 407; 280/274–280,
280/281.1, 283–288, 288.1–288.4
CPC B62K 3/00; B62K 3/005; B62K 9/00;
B62K 19/00; B62K 19/02; B62K 19/04;
B62K 19/06; B62K 19/16
See application file for complete search history.

(56) **References Cited**

U.S. PATENT DOCUMENTS

D412,465 S *	8/1999	Patterson	D12/111
D523,380 S *	6/2006	Auger	D12/111
D588,505 S *	3/2009	Couturet	D12/111
D619,935 S *	7/2010	Lee	D12/111

D649,495 S *	11/2011	Blumel	D12/111
D673,883 S *	1/2013	Hillairet	D12/111
D689,408 S *	9/2013	Kim	D12/111
D694,156 S *	11/2013	Taipalus	D12/111
D719,488 S *	12/2014	Stafford	D12/111
D719,880 S *	12/2014	Juarez	D12/111
D724,498 S *	3/2015	Eagleman	D12/111
D726,075 S *	4/2015	D'Aluisio	D12/111
D734,218 S *	7/2015	D'Aluisio	D12/111

* cited by examiner

Primary Examiner — Philip S Hyder

Assistant Examiner — Darlington Ly

(74) *Attorney, Agent, or Firm* — Michael Best & Friedrich
LLP

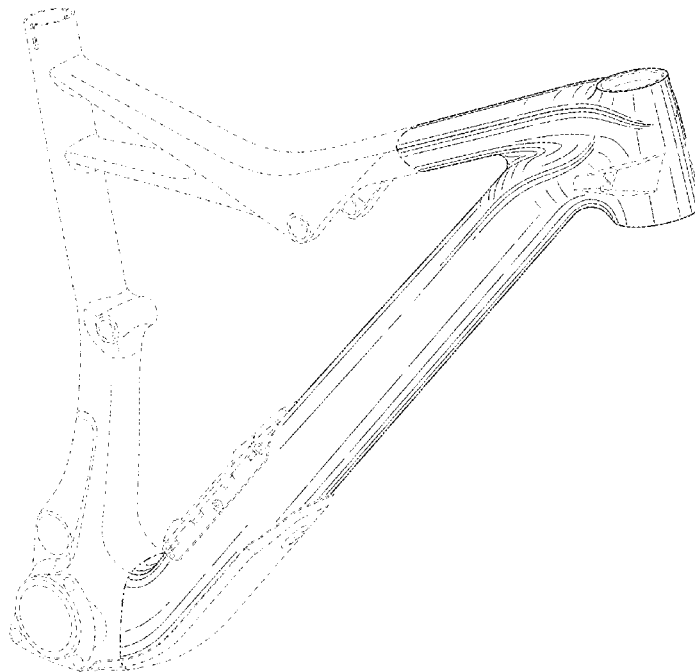
(57) **CLAIM**

The ornamental design for a bicycle frame, as shown and
described.

DESCRIPTION

FIG. 1 is a perspective view of a bicycle frame embodying
the present invention.
FIG. 2 is a right side view of the bicycle frame of FIG. 1.
FIG. 3 is a left side view of the bicycle frame of FIG. 1.
FIG. 4 is a front view of the bicycle frame of FIG. 1.
FIG. 5 is a rear view of the bicycle frame of FIG. 1.
FIG. 6 is a top view of the bicycle frame of FIG. 1; and,
FIG. 7 is a bottom view of the bicycle frame of FIG. 1.
The broken lines in the drawings illustrate portions of the
bicycle frame that forms no part of the claimed design.

1 Claim, 5 Drawing Sheets



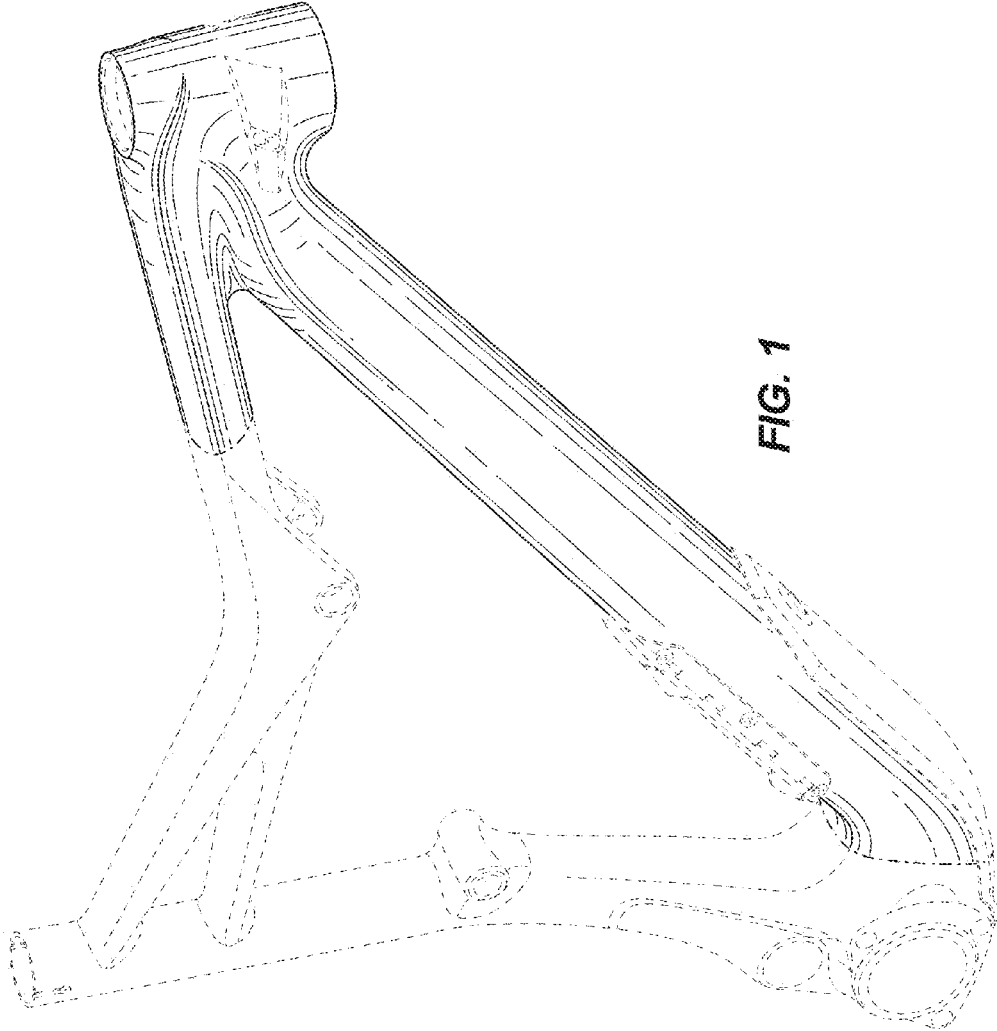


FIG. 1

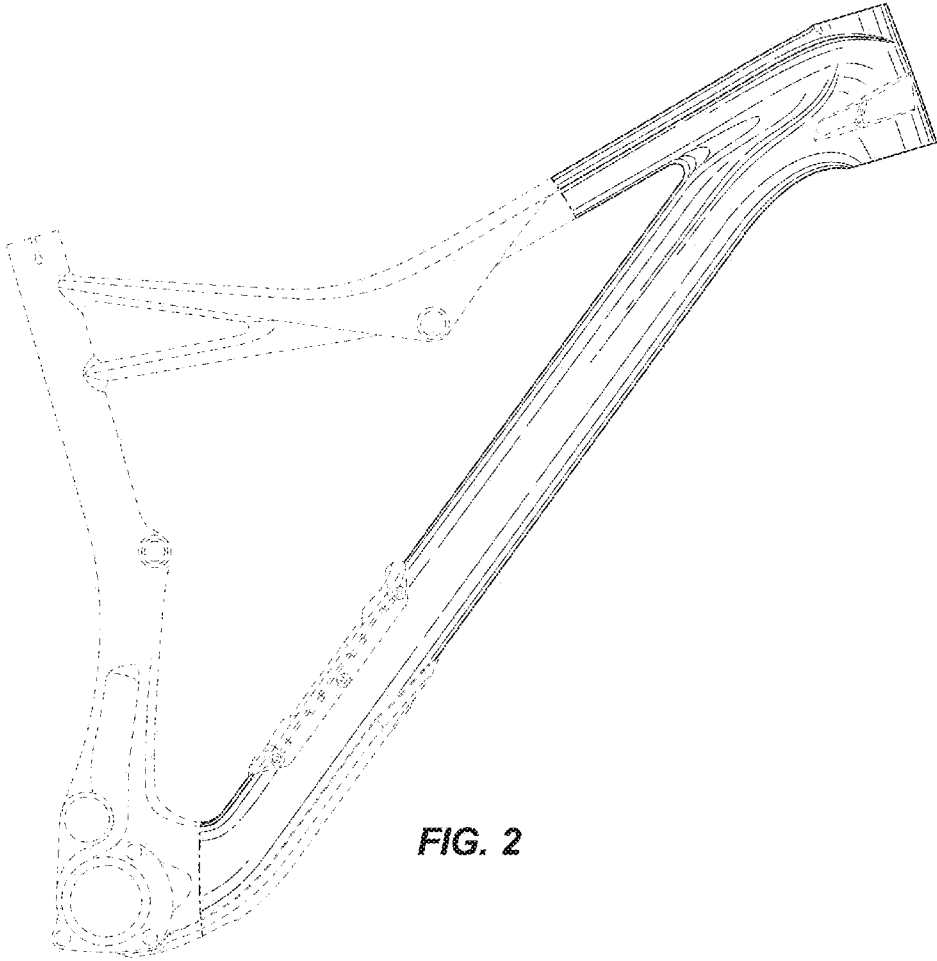


FIG. 2

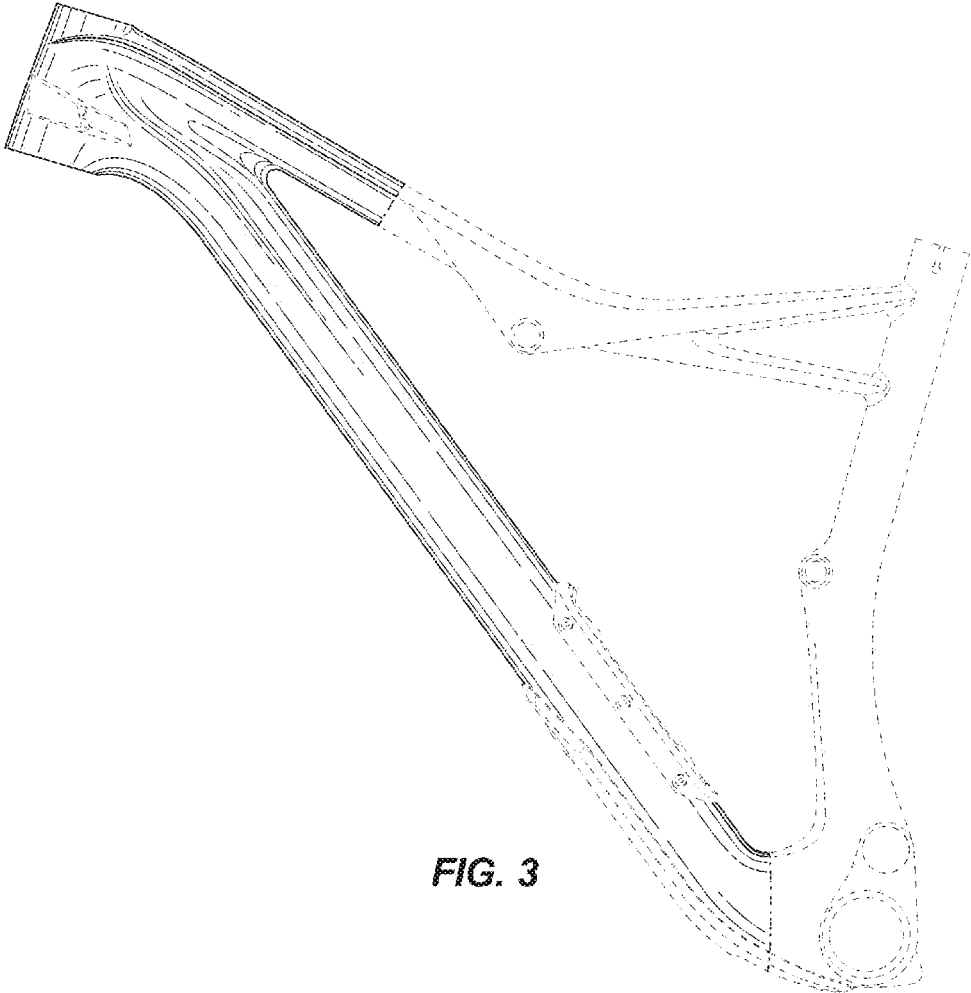


FIG. 3




FIG. 4




FIG. 5




FIG. 6

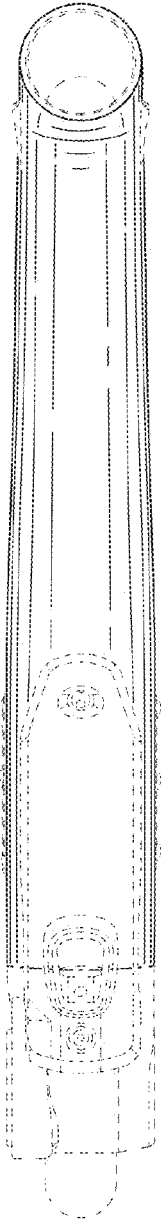


FIG. 7