



US00D766137S

(12) **United States Design Patent**
Evans

(10) **Patent No.:** **US D766,137 S**

(45) **Date of Patent:** **** *Sep. 13, 2016**

(54) **BICYCLE FRAME CARGO EXTENSION ATTACHMENT**

(71) Applicant: **Ross Neil Evans**, Emeryville, CA (US)

(72) Inventor: **Ross Neil Evans**, Emeryville, CA (US)

(*) Notice: This patent is subject to a terminal disclaimer.

(**) Term: **14 Years**

(21) Appl. No.: **29/466,678**

(22) Filed: **Sep. 10, 2013**

(51) **LOC (10) Cl.** **12-11**

(52) **U.S. Cl.**
USPC **D12/114**

(58) **Field of Classification Search**

USPC D12/114, 407, 119; 224/309, 412, 422, 224/423, 424, 427, 431, 438, 558, 560, 563, 224/417, 153, 430, 142, 439, 328, 400, 413, 224/42.11, 435, 452, 418, 419, 429, 450, 224/288.4, 463, 901.4, 901.8, 457, 448, 224/447, 421, 425, 440, 441, 433, 449, 420, 224/434, 436, 445; D26/29; 424/725; 280/204, 400, 288.4, 292, 491.5, 494, 280/496, 498, 648, 47.26, 483, 492, 280/124.177; 180/206.4, 220; D6/716.4; 294/142; 383/25, 40, 97, 13, 14; 74/551.8; 220/9.1, 9.4

See application file for complete search history.

(56) **References Cited**

U.S. PATENT DOCUMENTS

4,229,018	A *	10/1980	Chika	280/203
5,054,800	A *	10/1991	Christensen et al.	280/204
5,090,717	A *	2/1992	Belka	280/304.5
5,257,727	A *	11/1993	Chen	224/445
D342,473	S *	12/1993	Konecny et al.	D12/407
5,332,134	A *	7/1994	Chen	224/422
5,340,003	A *	8/1994	Wilson	224/415

D369,138	S *	4/1996	Gotschi	D12/407
D374,422	S *	10/1996	Gogan et al.	D12/407
D374,652	S *	10/1996	Gogan et al.	D12/407
5,577,746	A *	11/1996	Britton	280/204
D376,344	S *	12/1996	Gogan et al.	D12/407
D385,846	S *	11/1997	Gogan et al.	D12/407
D386,468	S *	11/1997	Gogan et al.	D12/407
D388,394	S *	12/1997	Gogan et al.	D12/407
D405,412	S *	2/1999	Gogan et al.	D12/407
6,092,820	A *	7/2000	Evans	280/202
6,182,990	B1 *	2/2001	Everett	280/204
6,817,501	B1 *	11/2004	Rogers et al.	224/413
7,273,221	B2 *	9/2007	Ockenden	280/288.4
2002/0163158	A1 *	11/2002	Durrin	280/204
2006/0261110	A1 *	11/2006	Aron	224/413
2007/0284842	A1 *	12/2007	O'Donnell	280/204
2012/0061434	A1 *	3/2012	Giguere et al.	224/412
2012/0145759	A1 *	6/2012	Shih	224/412

* cited by examiner

Primary Examiner — Eric Goodman

Assistant Examiner — Ryan Harvey

(74) *Attorney, Agent, or Firm* — JP Webb; Jason P. Webb; Philip Matthews

(57) **CLAIM**

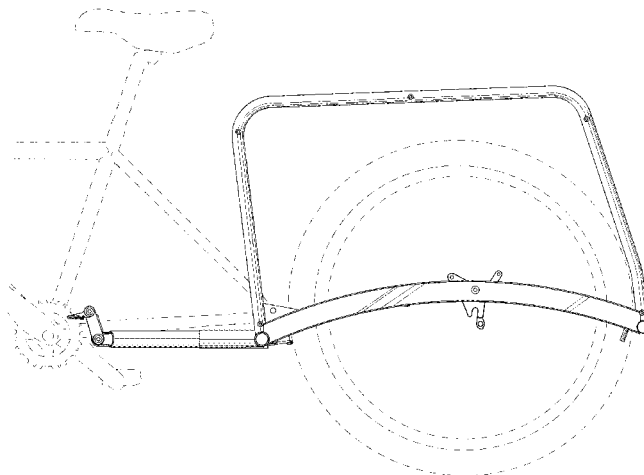
The ornamental design for a bicycle frame cargo extension attachment, as shown and described.

DESCRIPTION

FIG. 1 is a right side elevation view of a bicycle frame cargo extension attachment showing my new design; FIG. 2 is a top plan view thereof; FIG. 3 is a bottom plan view thereof; FIG. 4 is a front elevation view thereof; FIG. 5 is a rear elevation view thereof; FIG. 6 is a front bottom right perspective view thereof; FIG. 7 is a rear bottom left perspective view thereof; FIG. 8 is a front top right perspective view thereof; and, FIG. 9 is a front top left perspective view thereof.

The broken lines illustrate portions of the article that form no part of the claimed design.

1 Claim, 7 Drawing Sheets



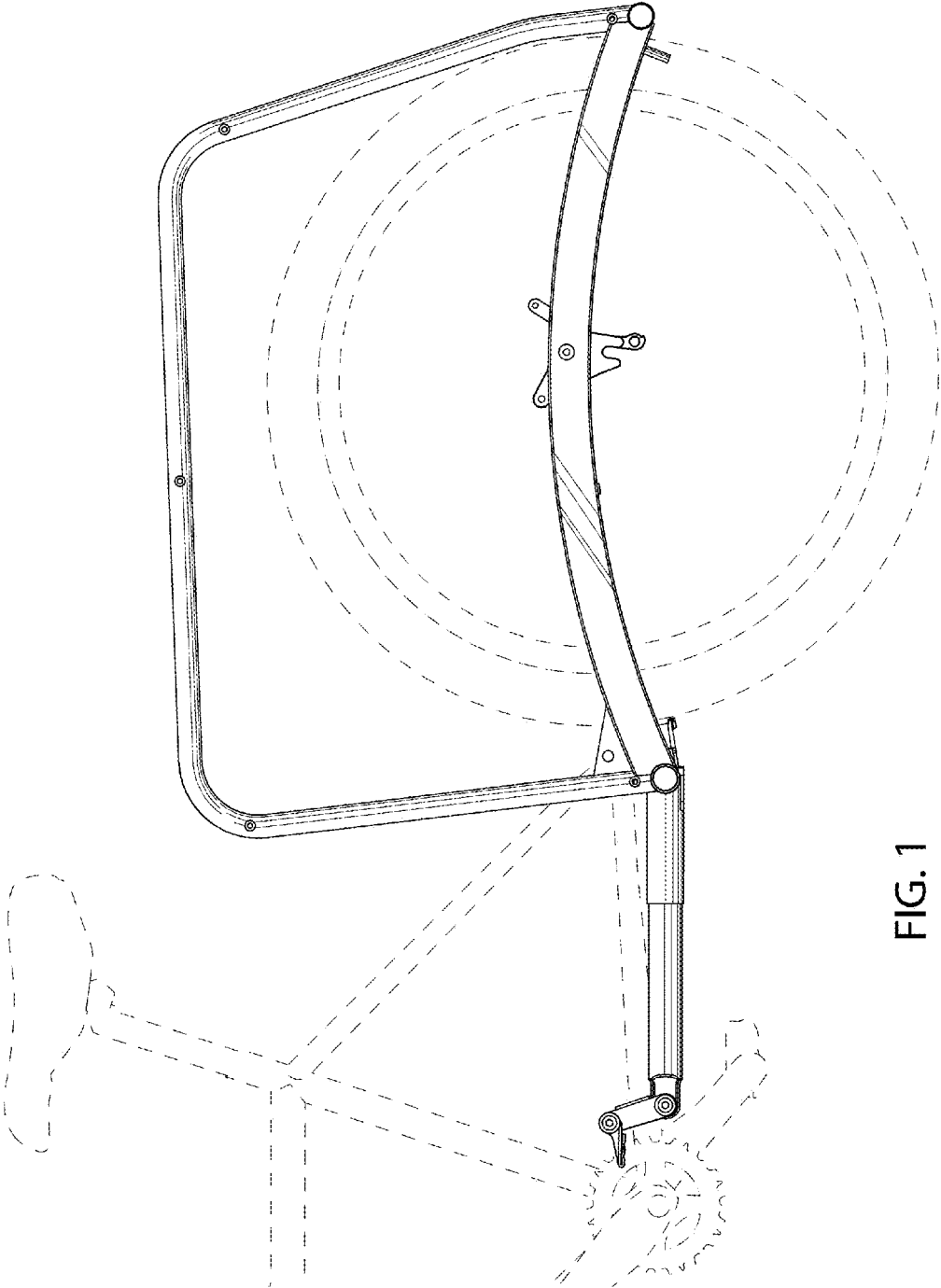


FIG. 1

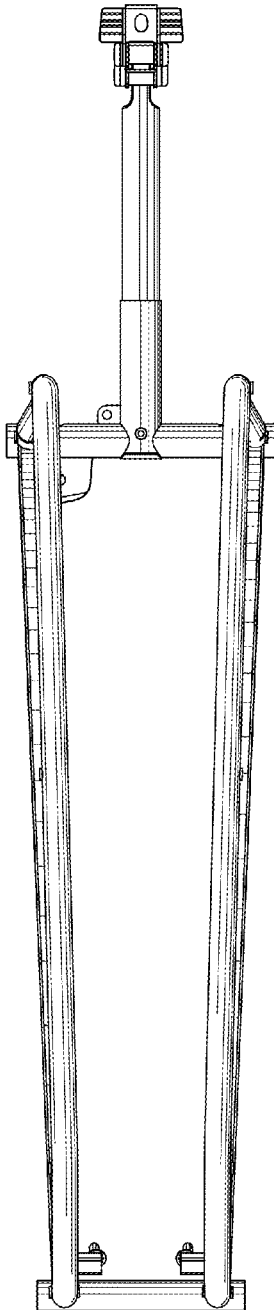


FIG. 2

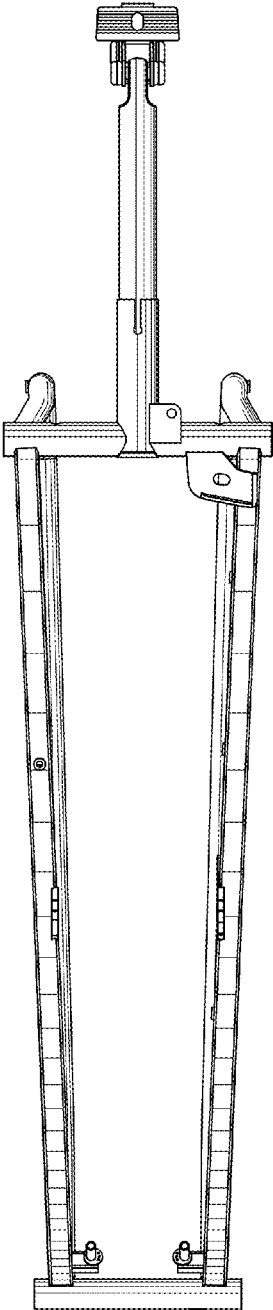


FIG. 3

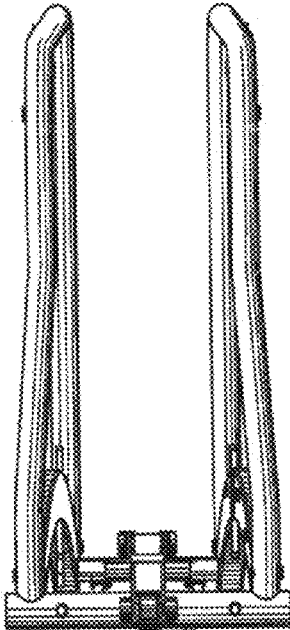


FIG. 4

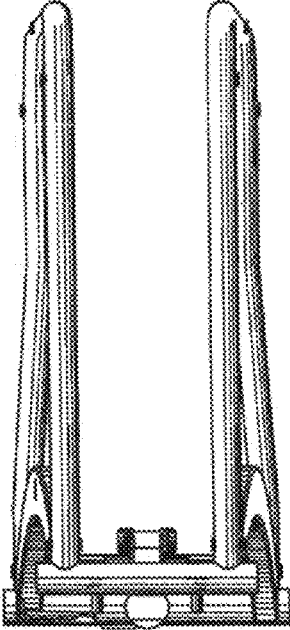


FIG. 5

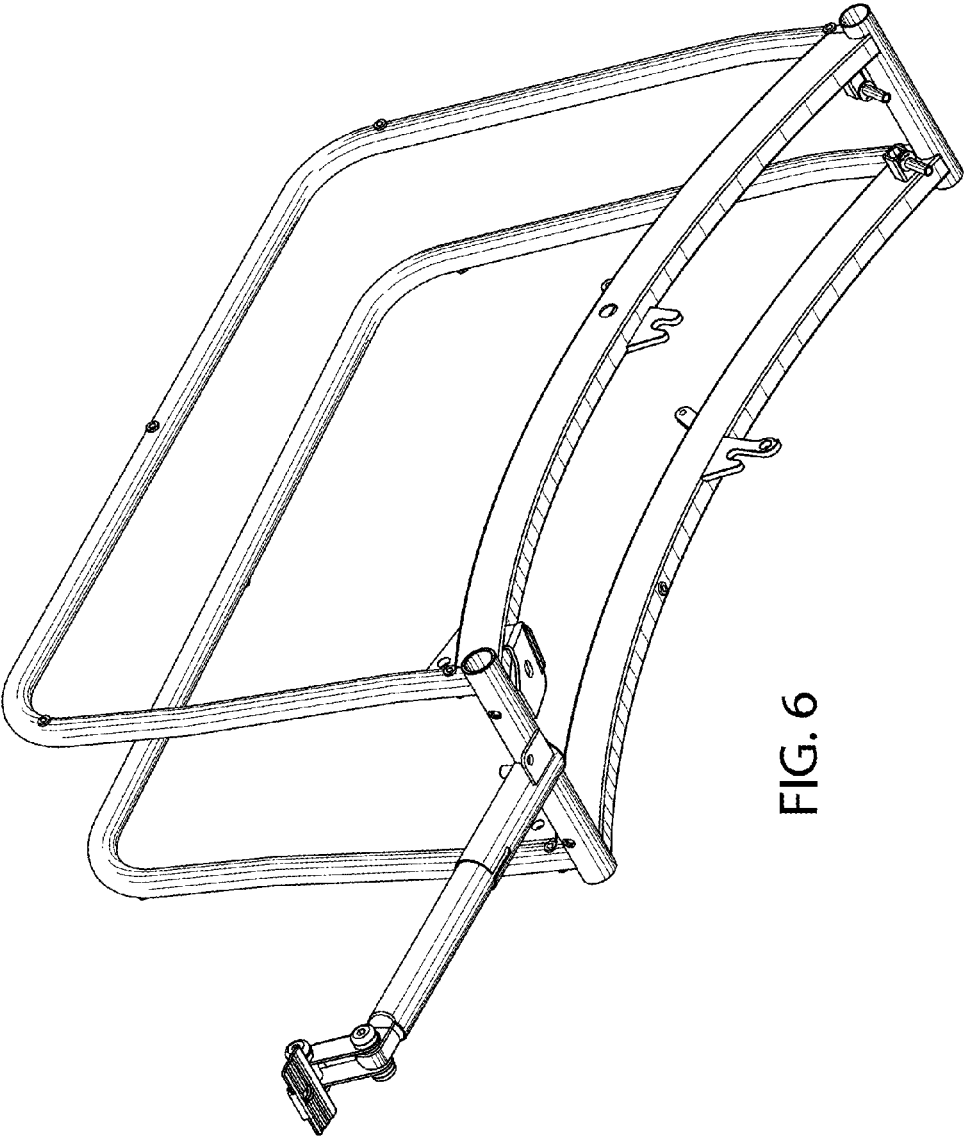


FIG. 6

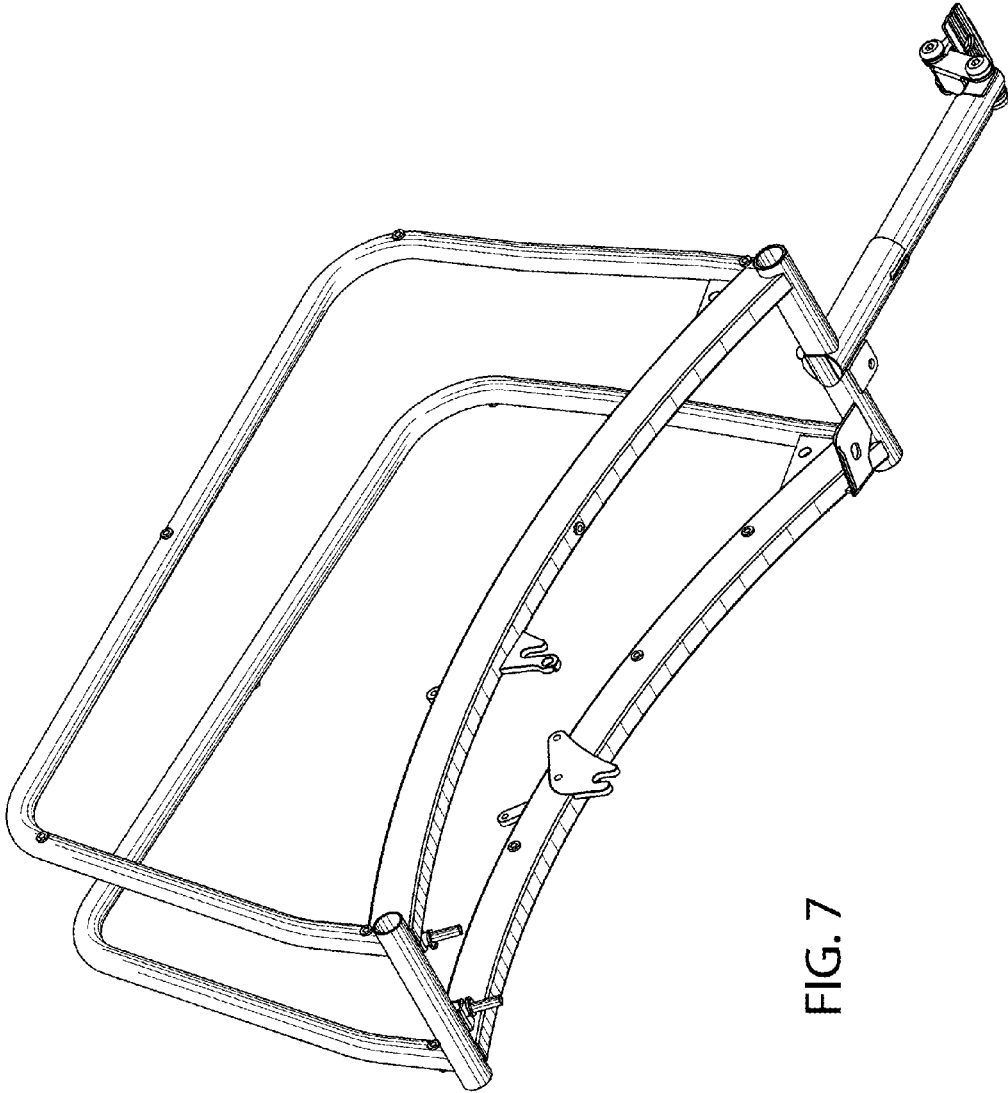


FIG. 7

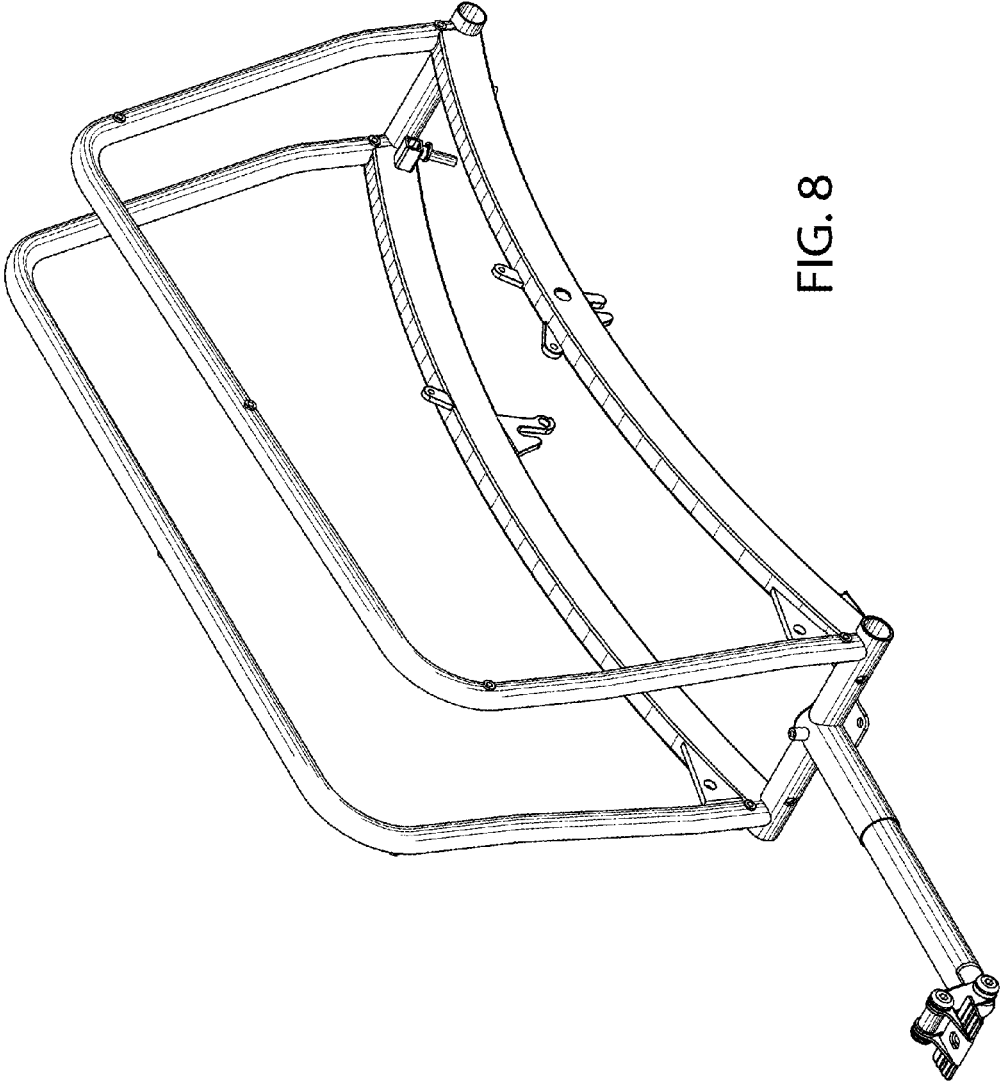


FIG. 8

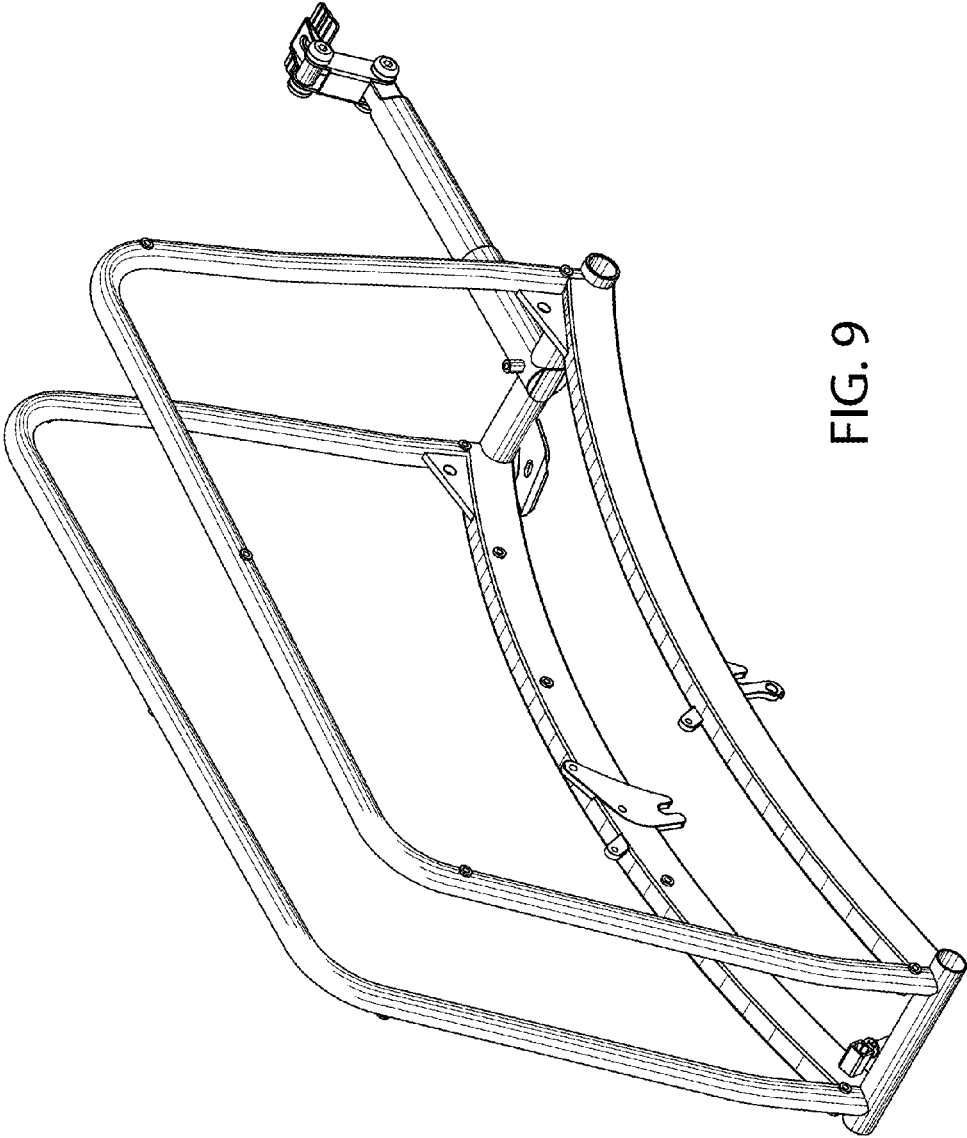


FIG. 9