



US00D776015S

(12) **United States Design Patent**  
**Teal et al.**

(10) **Patent No.:** **US D776,015 S**  
(45) **Date of Patent:** **\*\* Jan. 10, 2017**

(54) **ELLIPTICAL BICYCLE FRAME**  
(71) Applicant: **PT Motion Works, Inc.**, Solana Beach, CA (US)  
(72) Inventors: **Brent C. Teal**, Solana Beach, CA (US); **Bryan L. Pate**, Atherton, CA (US)  
(73) Assignee: **PT MOTION WORKS, INC.**, Solana Beach, CA (US)  
(\*\*) Term: **15 Years**  
(21) Appl. No.: **29/547,750**  
(22) Filed: **Dec. 7, 2015**  
(51) **LOC (10) Cl.** ..... **12-11**  
(52) **U.S. Cl.**  
USPC ..... **D12/111**  
(58) **Field of Classification Search**  
USPC ..... D12/107, 111, 117; D21/663, 664, 665  
(Continued)

(56) **References Cited**  
**U.S. PATENT DOCUMENTS**  
5,591,107 A \* 1/1997 Rodgers, Jr. .... A63B 71/0622  
482/51  
6,439,590 B1 \* 8/2002 Liang ..... B62M 1/26  
280/221  
(Continued)

**OTHER PUBLICATIONS**  
"ELLIPTIGO Arc—The Lightest, Most Affordable Elliptical Bike."  
Elliptigo Brochure., Dec. 15, 2015 [online], [retrieved on Nov. 8, 2016]. Retrieved from the Internet <URL: [http://shop.elliptigo.com/Arc-Bike?\\_ga=1.5270131.1945047047.1478621231](http://shop.elliptigo.com/Arc-Bike?_ga=1.5270131.1945047047.1478621231)>.\*  
(Continued)

*Primary Examiner* — Darlington Ly  
(74) *Attorney, Agent, or Firm* — Procopio Cory Hargreaves and Savitch LLP

(57) **CLAIM**  
The ornamental design for an elliptical bicycle frame, as shown and described.

**DESCRIPTION**  
FIG. 1 is a front and left-side perspective view of an elliptical bicycle frame showing our new design in accordance to a first embodiment;  
FIG. 2 is a front elevation view thereof;  
FIG. 3 is a rear elevation view thereof;  
FIG. 4 is a right-side elevation view thereof;  
FIG. 5 is a left-side elevation view thereof;  
FIG. 6 is a top plan view thereof;  
FIG. 7 is a bottom plan view thereof; and  
FIG. 8 is a rear and right-side perspective view thereof.  
FIG. 9 is a front and left-side perspective view of an elliptical bicycle frame showing our new design in accordance to a second embodiment;  
FIG. 10 is a front elevation view thereof;  
FIG. 11 is a rear elevation view thereof;  
FIG. 12 is a right-side elevation view thereof;  
FIG. 13 is a left-side elevation view thereof;  
FIG. 14 is a top plan view thereof;  
FIG. 15 is a bottom plan view thereof; and  
FIG. 16 is a rear and right-side perspective view thereof.  
FIG. 17 is a front and left-side perspective view of an elliptical bicycle frame showing our new design in accordance to a third embodiment;  
FIG. 18 is a front elevation view thereof;  
FIG. 19 is a rear elevation view thereof;  
FIG. 20 is a right-side elevation view thereof;  
FIG. 21 is a left-side elevation view thereof;  
FIG. 22 is a top plan view thereof;  
FIG. 23 is a bottom plan view thereof; and  
FIG. 24 is a rear and right-side perspective view thereof.  
FIG. 25 is a front and left-side perspective view of an elliptical bicycle frame showing our new design in accordance to a fourth embodiment;  
FIG. 26 is a front elevation view thereof;  
FIG. 27 is a rear elevation view thereof;  
FIG. 28 is a right-side elevation view thereof;  
FIG. 29 is a left-side elevation view thereof;  
FIG. 30 is a top plan view thereof;  
(Continued)

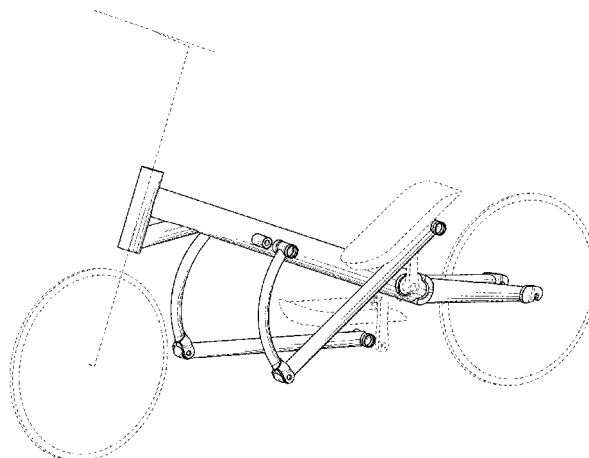


FIG. 31 is a bottom plan view thereof; and,  
 FIG. 32 is a rear and right-side perspective view thereof.  
 The broken lines shown in FIGS. 1-32 are included for the  
 purpose of illustrating environmental elements only and  
 form no part of the claimed design.

**1 Claim, 20 Drawing Sheets**

(58) **Field of Classification Search**

CPC ..... B62K 3/002; B62K 5/02; B62M 1/26  
 See application file for complete search history.

(56) **References Cited**

U.S. PATENT DOCUMENTS

6,648,353	B1 *	11/2003	Cabal	.....	B62M 1/26	280/220
D526,250	S *	8/2006	Trumble	.....	D12/111	
7,717,446	B2 *	5/2010	Pate	.....	B62K 3/002	280/220
D633,416	S *	3/2011	Teal	.....	D12/111	
D633,827	S *	3/2011	Teal	.....	D12/111	
D638,485	S *	5/2011	Scolari	.....	D21/423	
D638,500	S *	5/2011	Scolari	.....	D21/423	
D645,792	S *	9/2011	Bai	.....	D12/111	
8,128,111	B2 *	3/2012	Scolari	.....	B62M 1/26	280/221
8,162,337	B2 *	4/2012	Teal	.....	B62K 3/002	280/221
D688,164	S *	8/2013	Calderon	.....	D12/111	
D696,984	S *	1/2014	Haupt	.....	D12/111	

8,944,452	B1 *	2/2015	Scolari	.....	B62K 3/002	280/221
D731,930	S *	6/2015	Forrellad	.....	D12/110	
D737,727	S *	9/2015	Brewer	.....	D12/111	
D737,728	S *	9/2015	Brewer	.....	D12/111	
D738,262	S *	9/2015	Brewer	.....	D12/111	
D738,790	S *	9/2015	Brewer	.....	D12/111	
D738,791	S *	9/2015	Brewer	.....	D12/111	
D738,792	S *	9/2015	Brewer	.....	D12/111	
2003/0193158	A1 *	10/2003	Hung	.....	B62M 1/26	280/221
2008/0116655	A1 *	5/2008	Pate	.....	B62M 1/26	280/221
2015/0367910	A1 *	12/2015	Brewer	.....	B62M 1/26	280/221
2016/0046351	A1 *	2/2016	Thomas	.....	B62M 1/26	280/256

OTHER PUBLICATIONS

Bri M. "Zike Z600 Wingflyer Scooter Review." Balance Bikes & Reviews., Jan. 25, 2015 [online], [retrieved on Nov. 8, 2016]. Retrieved from the Internet <URL: <http://balancebikesandreviews.com/zike-z600-wingflyer-scooter-review/>>.\*

Ridden, Paul. "New ElliptiGO 3C 'running on air' bike released." New Atlas., May 27, 2011 [online], [retrieved on Nov. 8, 2016]. Retrieved from the Internet <URL: <http://newatlas.com/elliptigo-announces-new-3c-elliptical-bike/18736/>>.\*

"Elliptical Bicycle." Toxel., Aug. 2, 2011 [online], [retrieved on Nov. 8, 2016]. Retrieved from the Internet <URL: <http://www.toxel.com/tech/2010/08/02/elliptical-bicycle/>>.\*

Trials Bike, [online], 2011, [search on May 3, 2016, Internet <URL: <http://ep4.pinkbike.org/p3pb7074238/p3pb7074238.jpg>> in 1 page.

\* cited by examiner

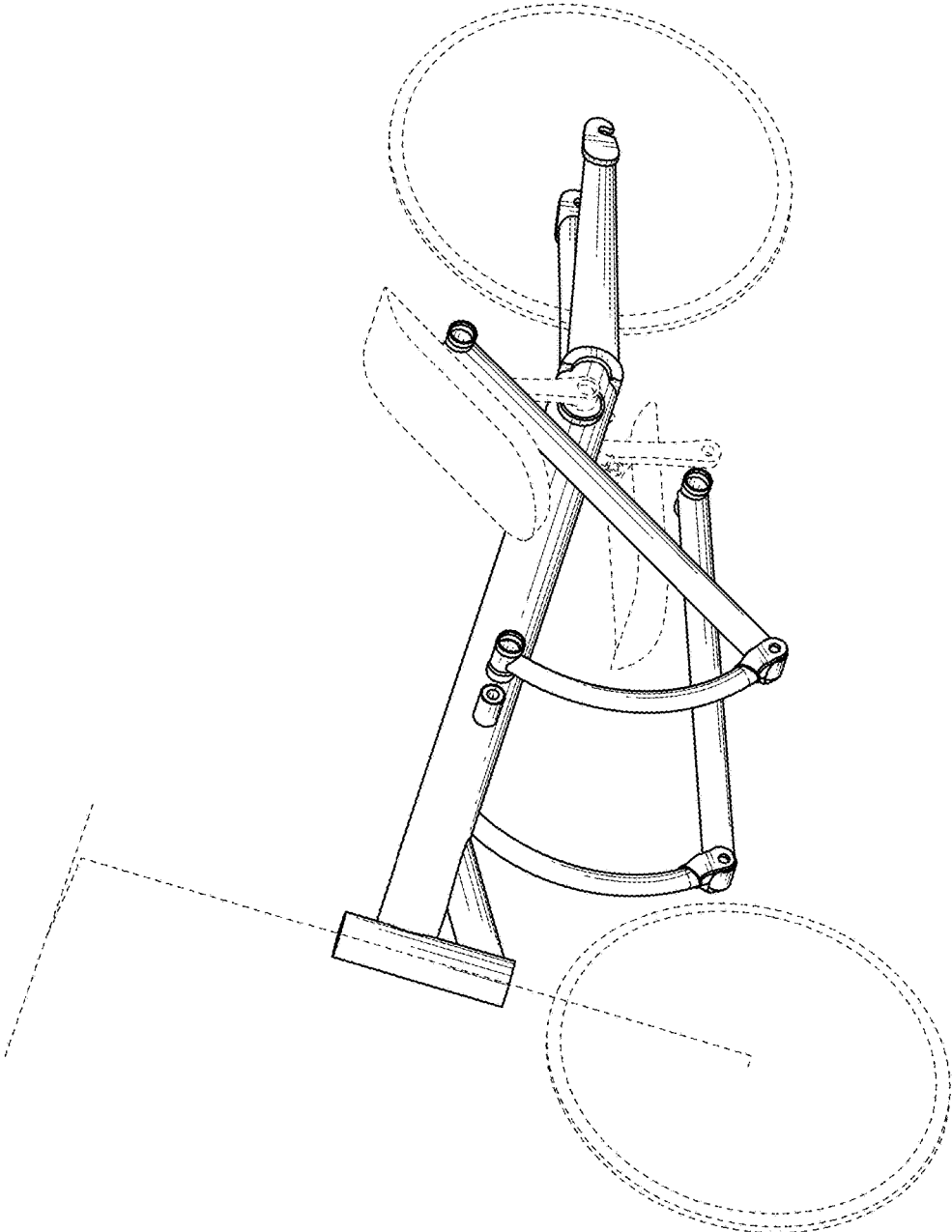


FIG. 1

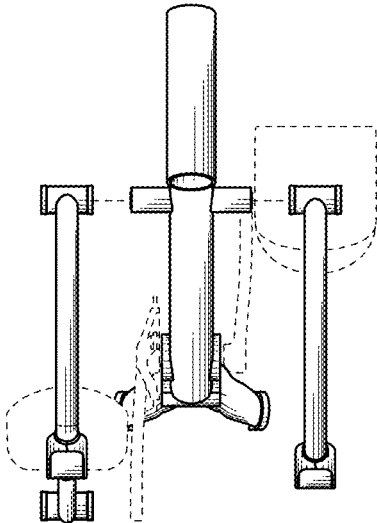


FIG. 2

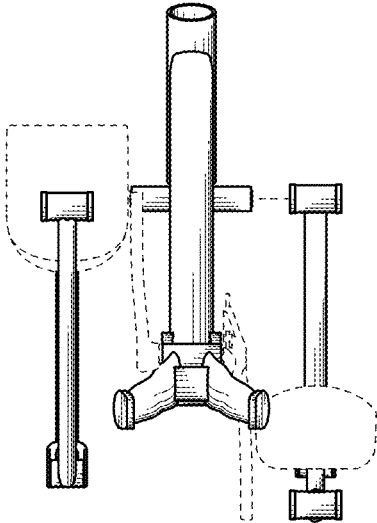


FIG. 3

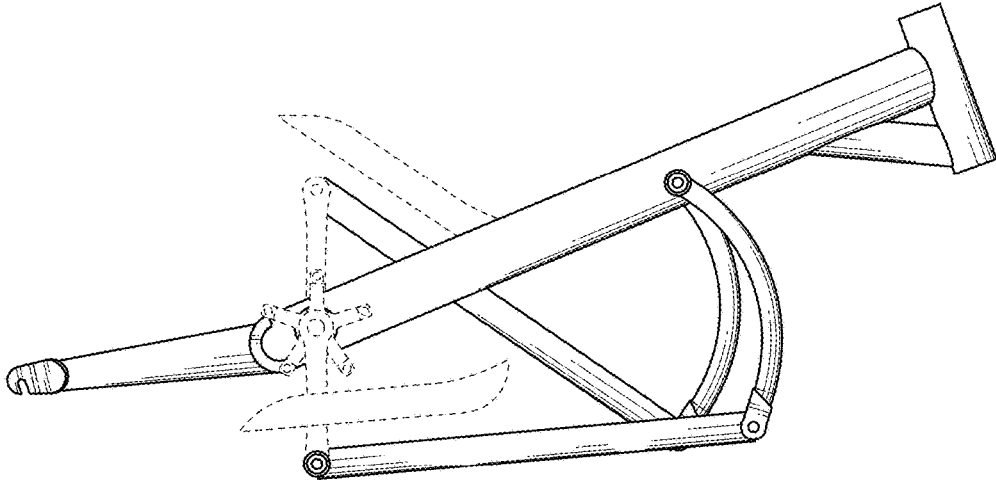


FIG. 4

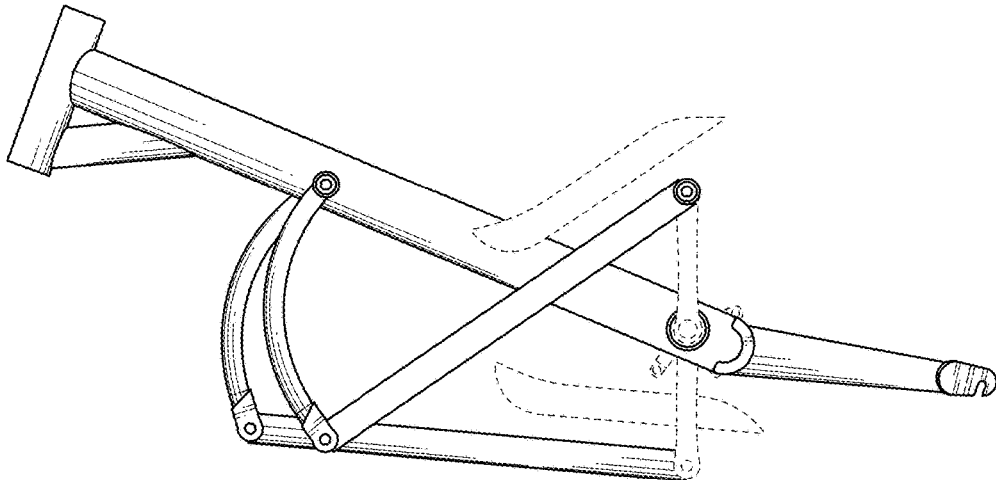


FIG. 5

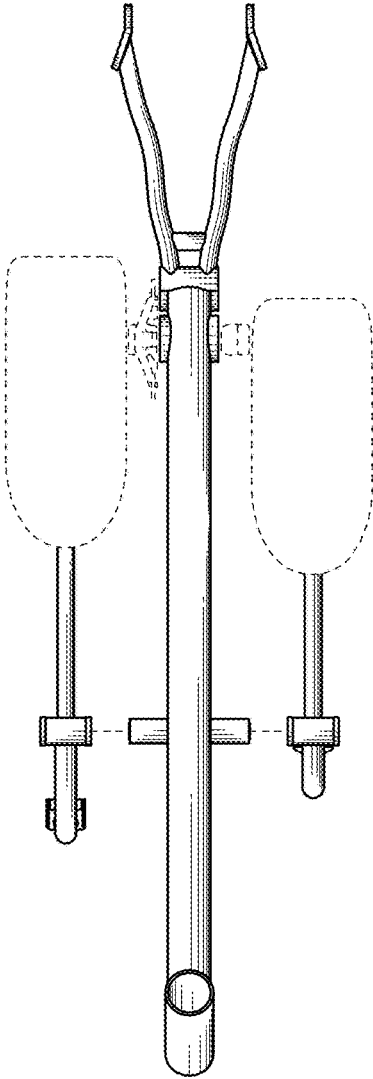


FIG. 6

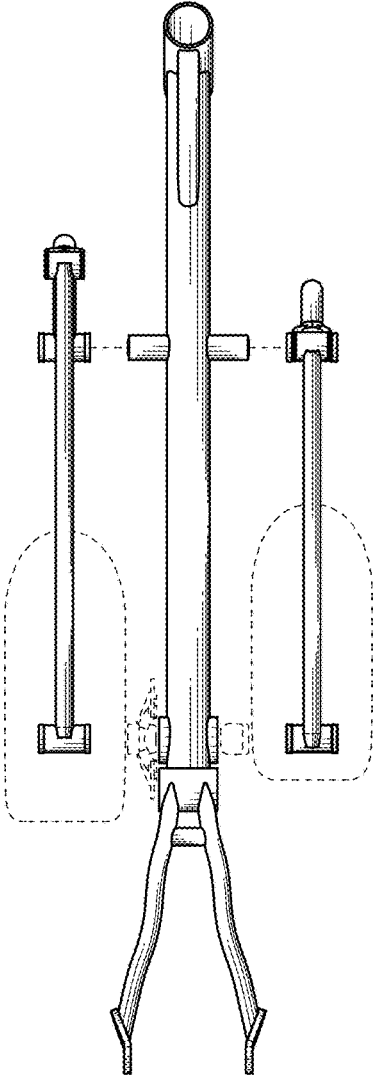


FIG. 7

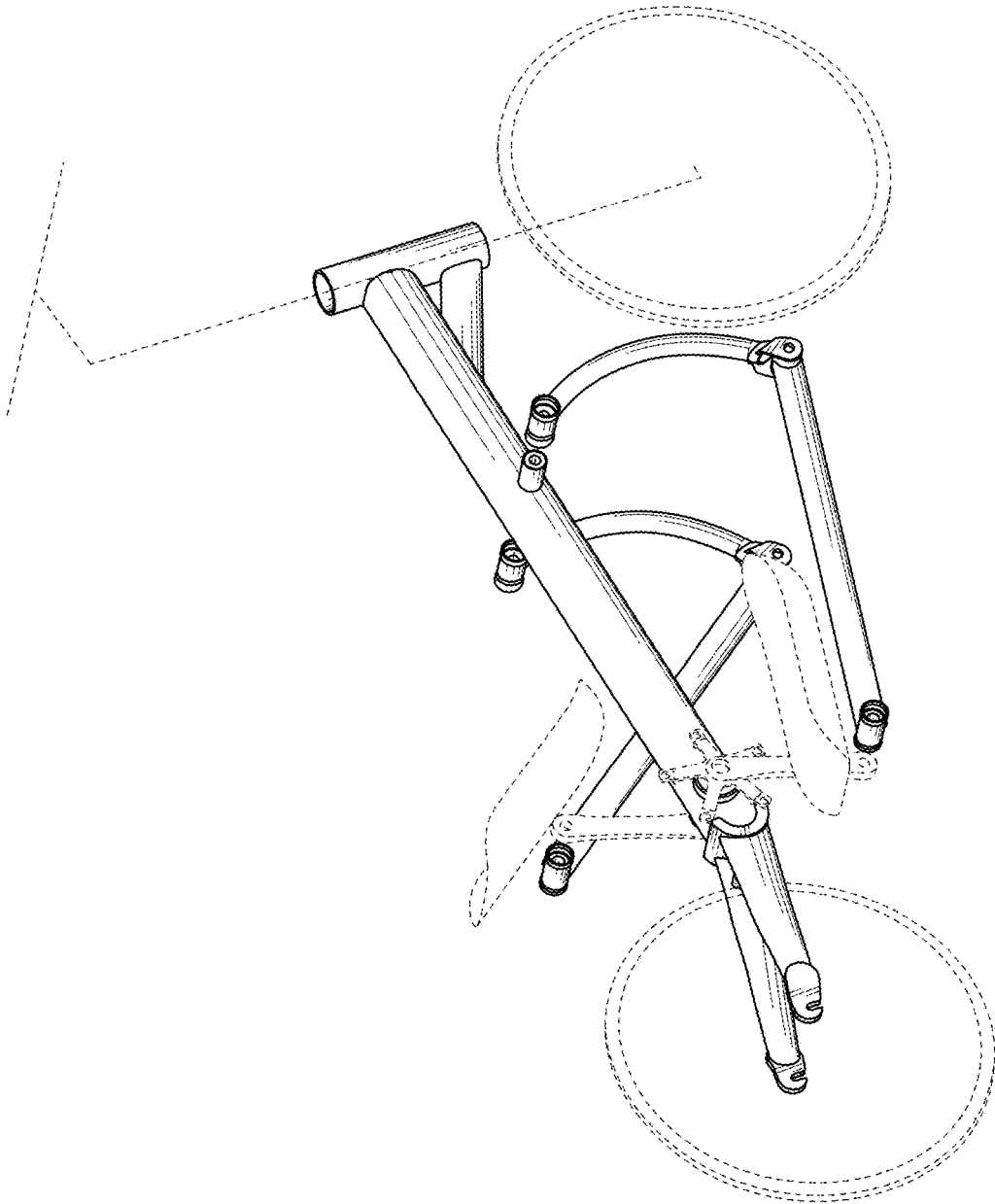


FIG. 8

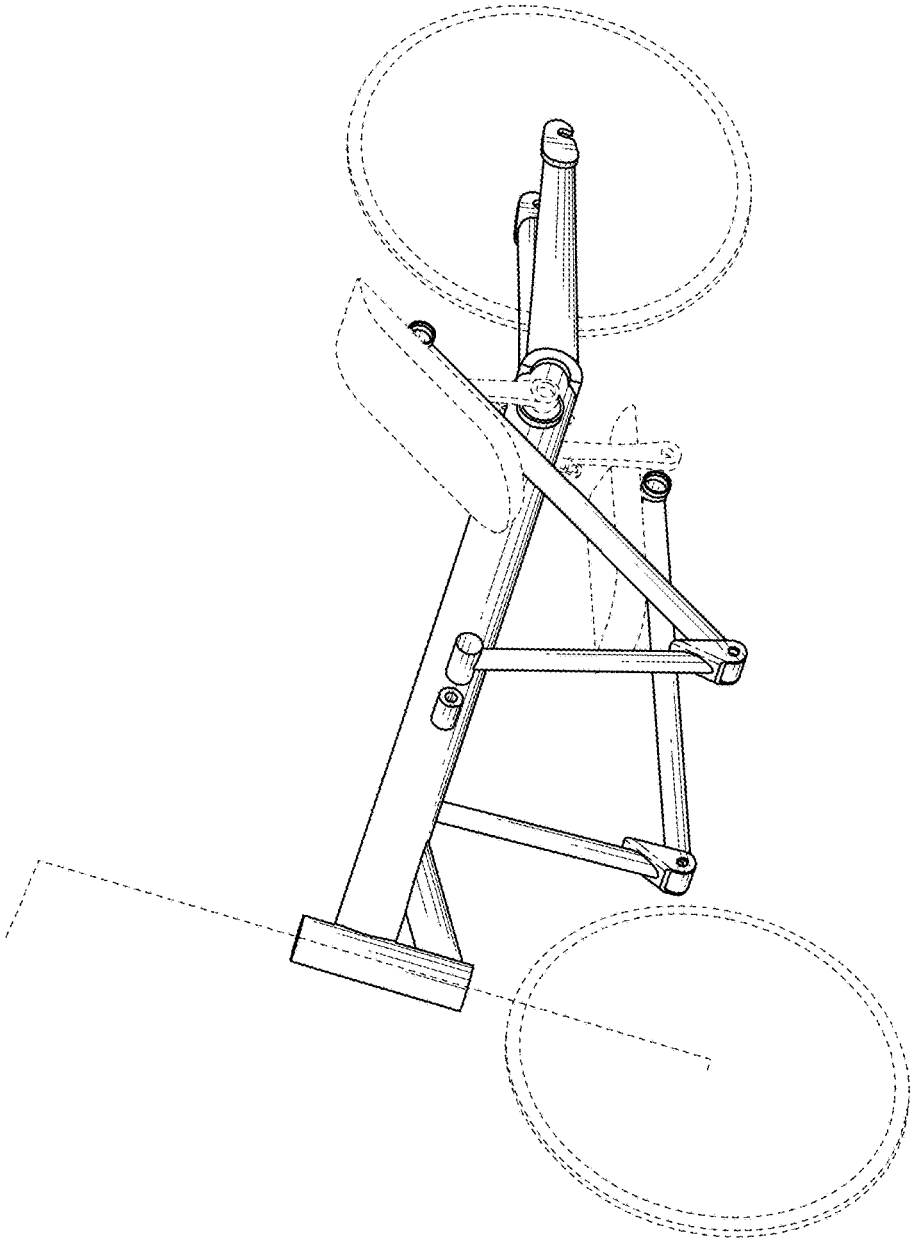


FIG. 9



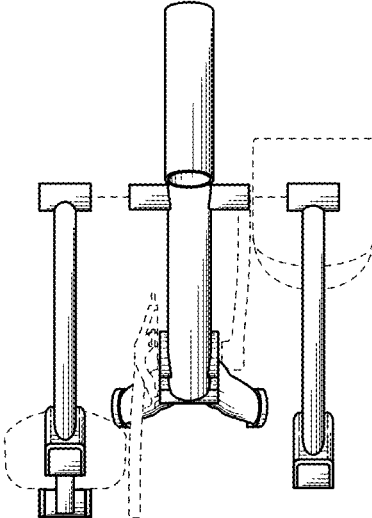


FIG. 10

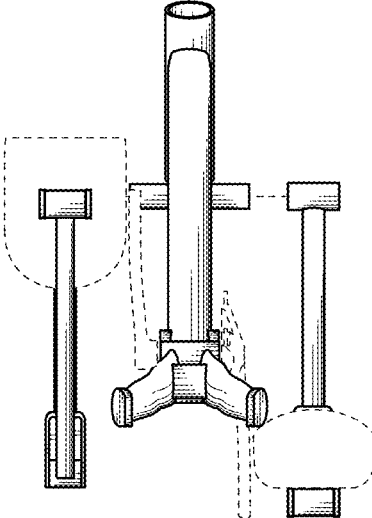


FIG. 11

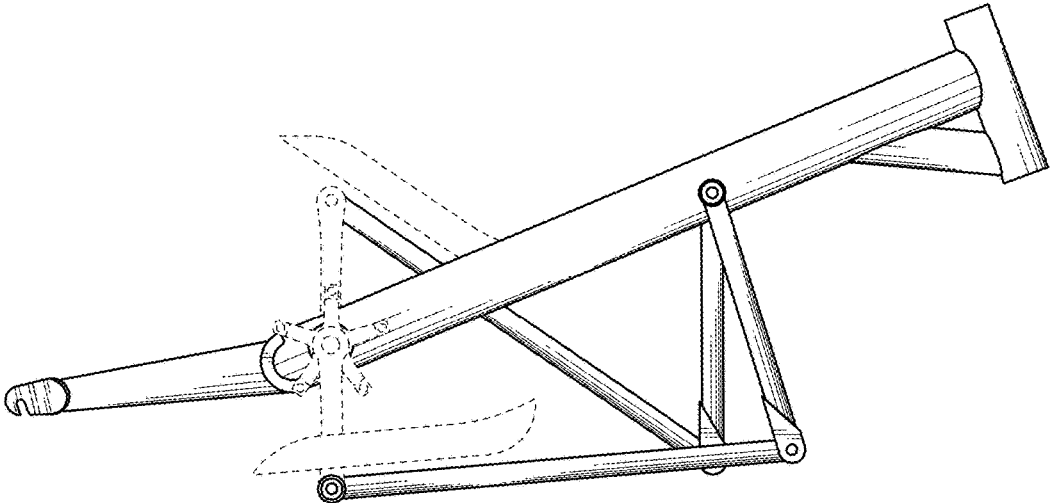


FIG. 12

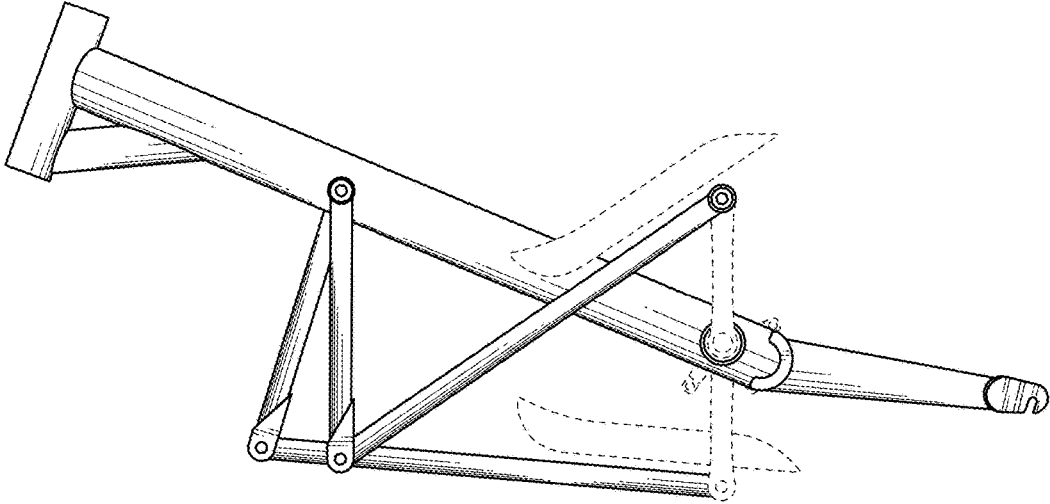


FIG. 13

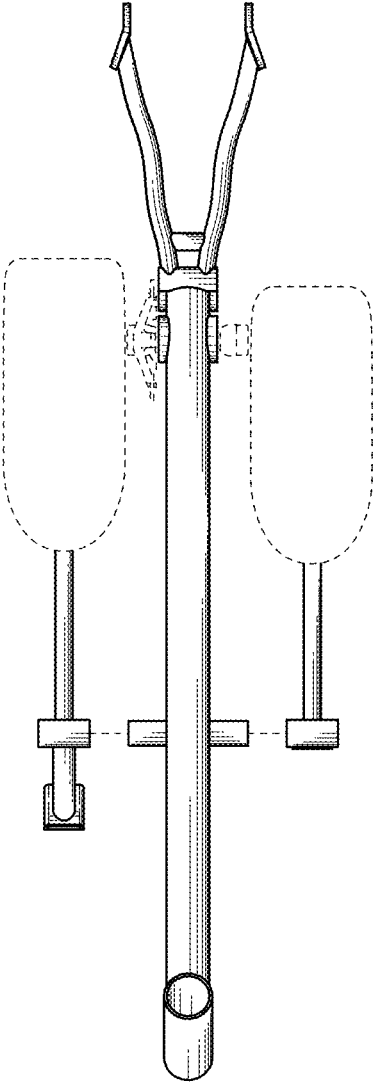


FIG. 14

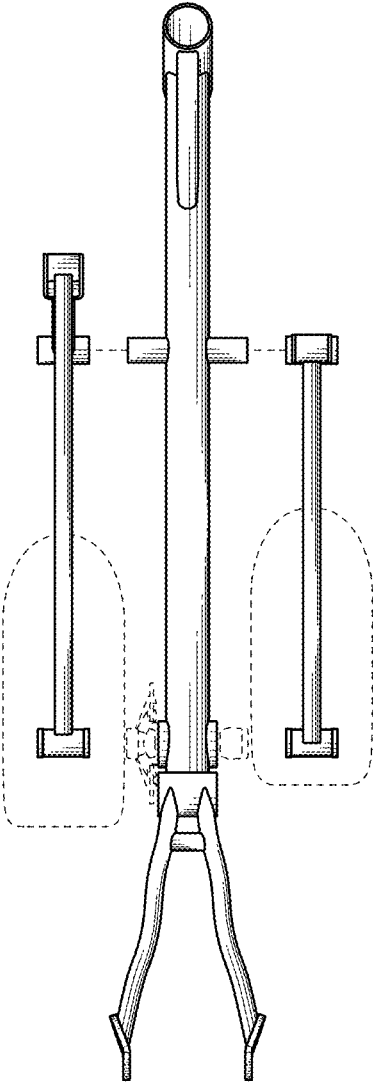


FIG. 15

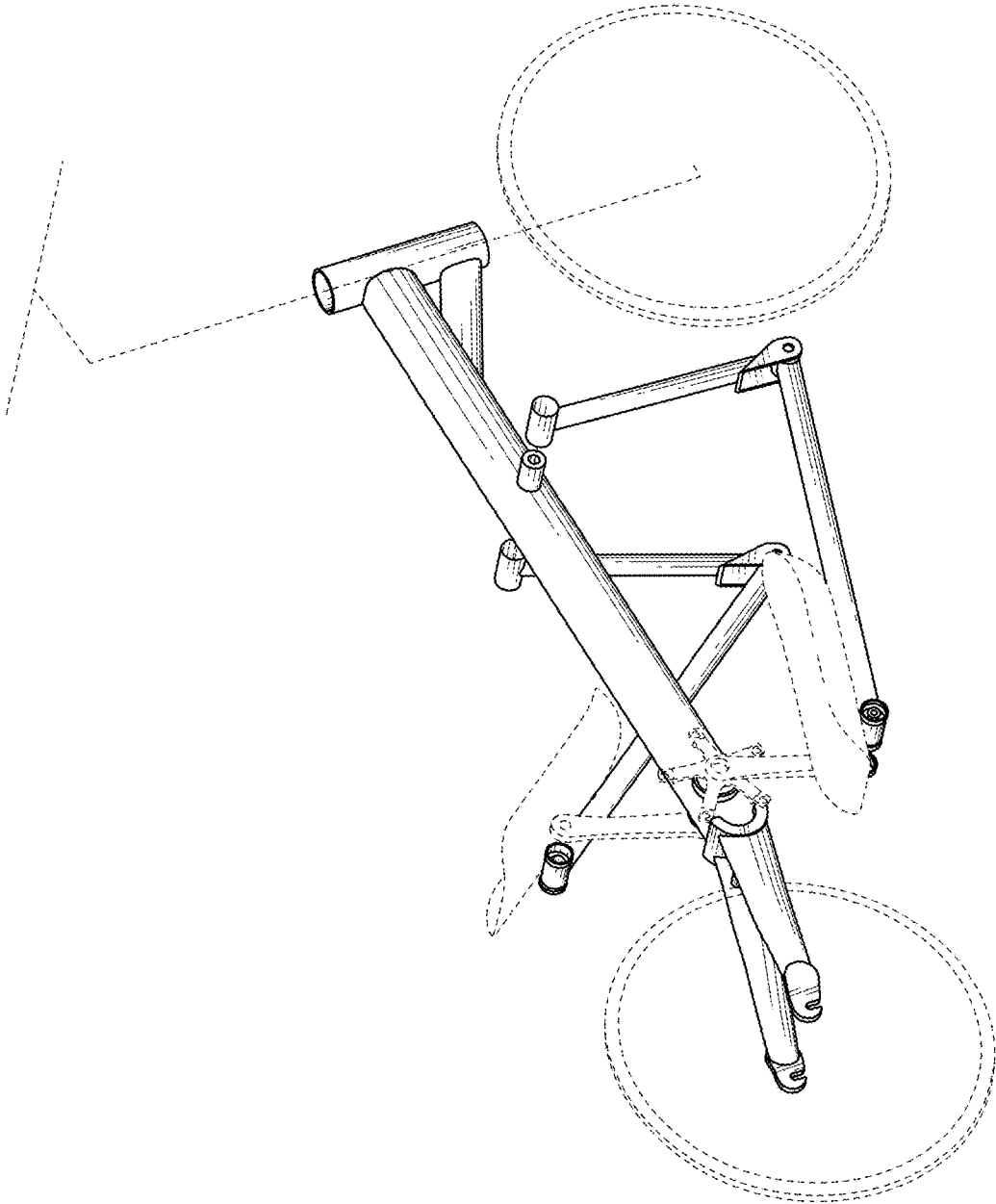


FIG. 16

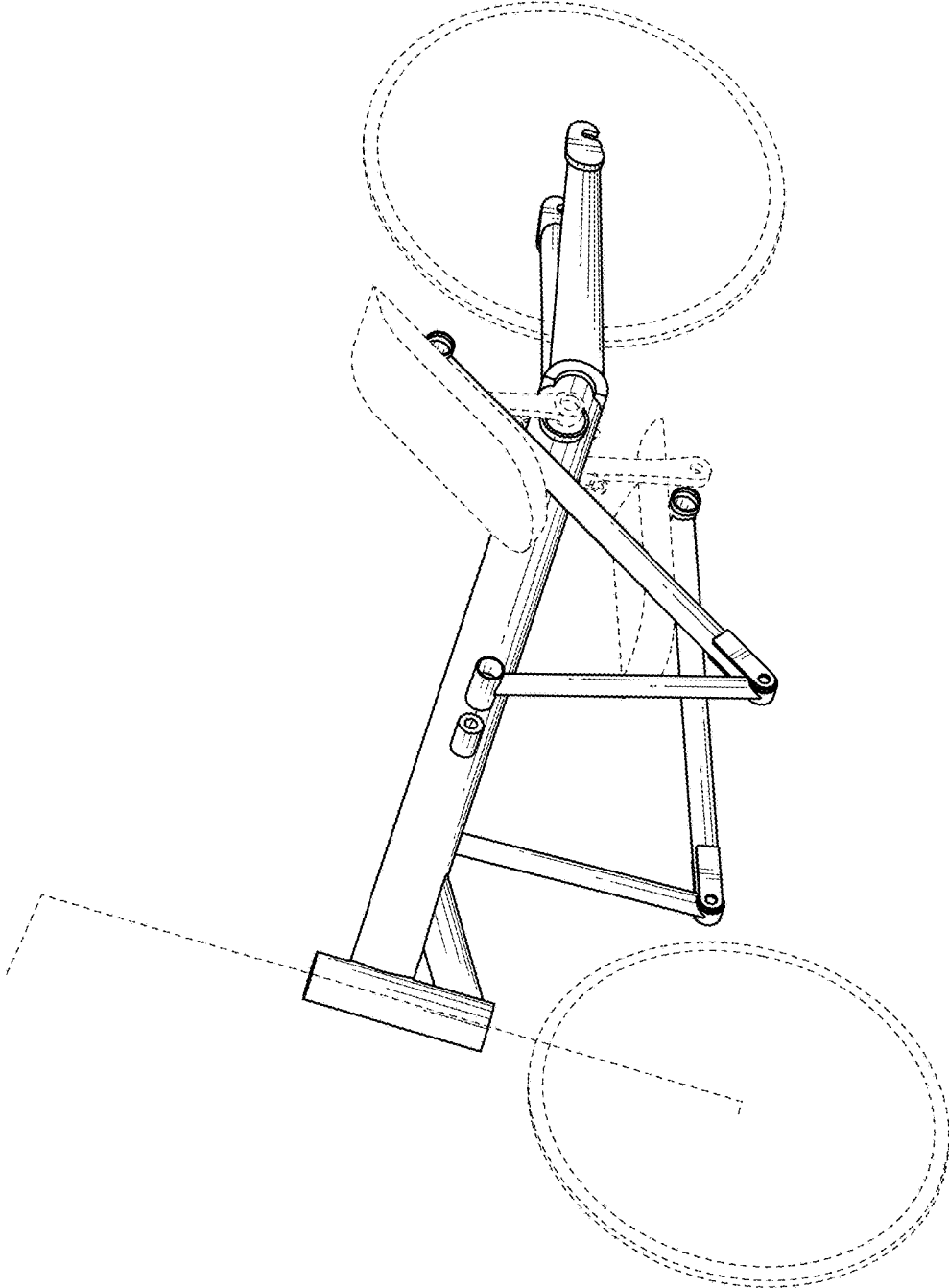


FIG. 17

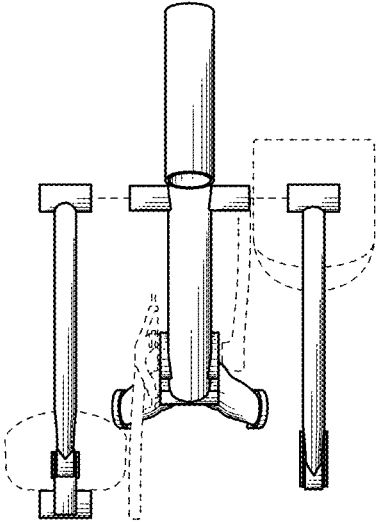


FIG. 18

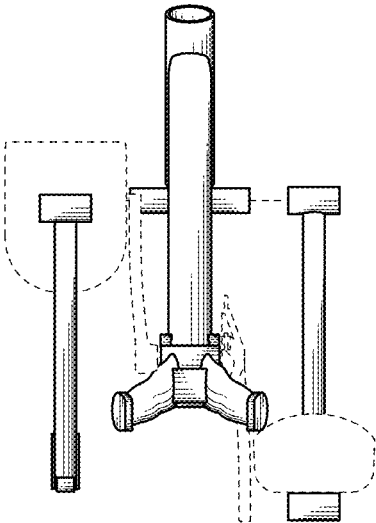


FIG. 19

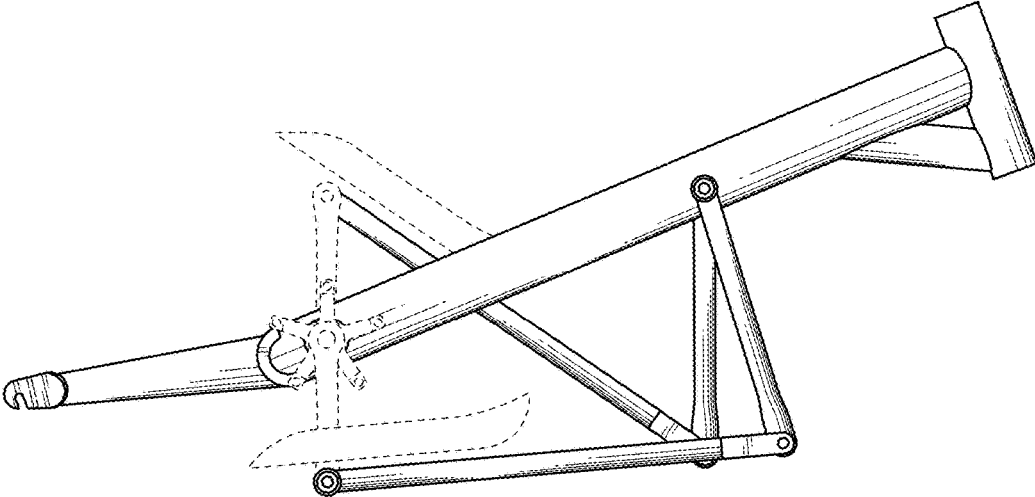


FIG. 20

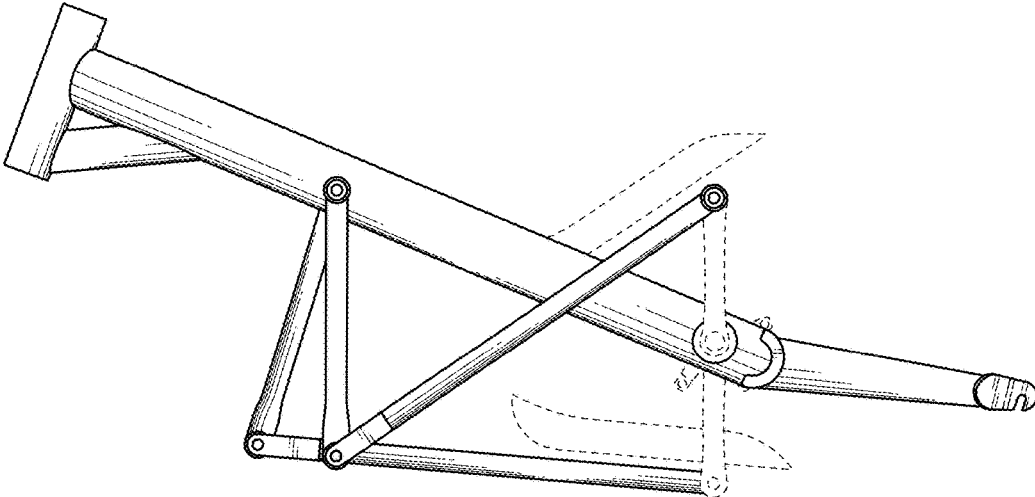


FIG. 21

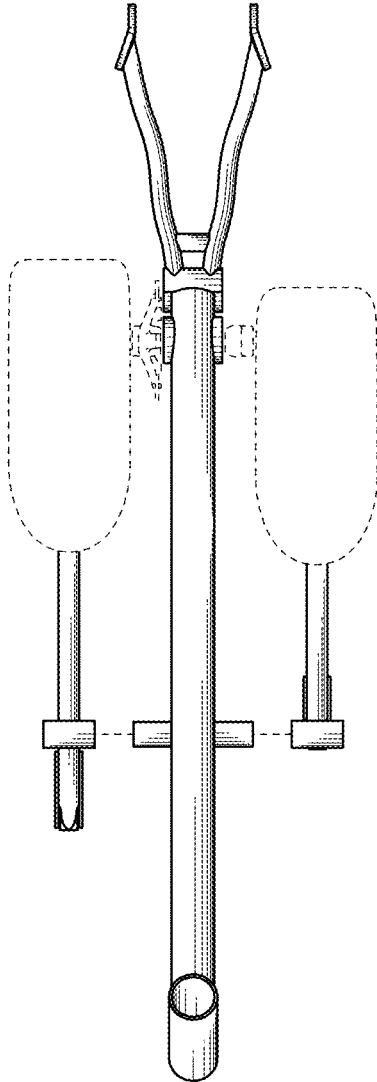


FIG. 22

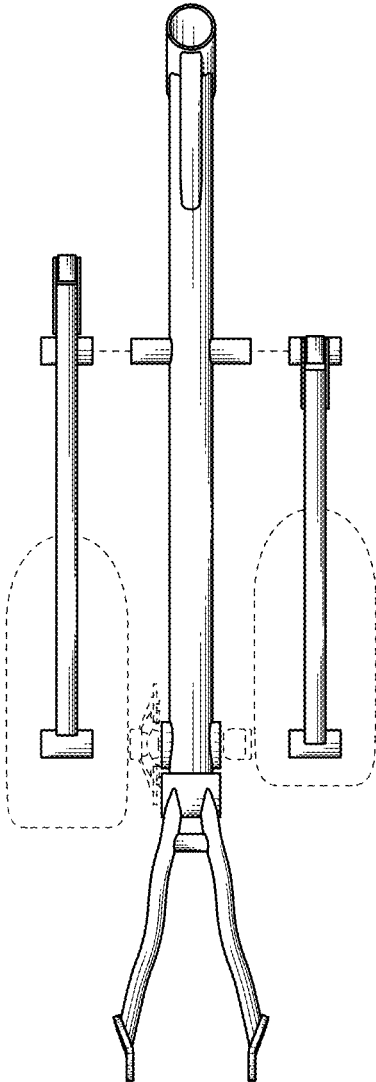


FIG. 23



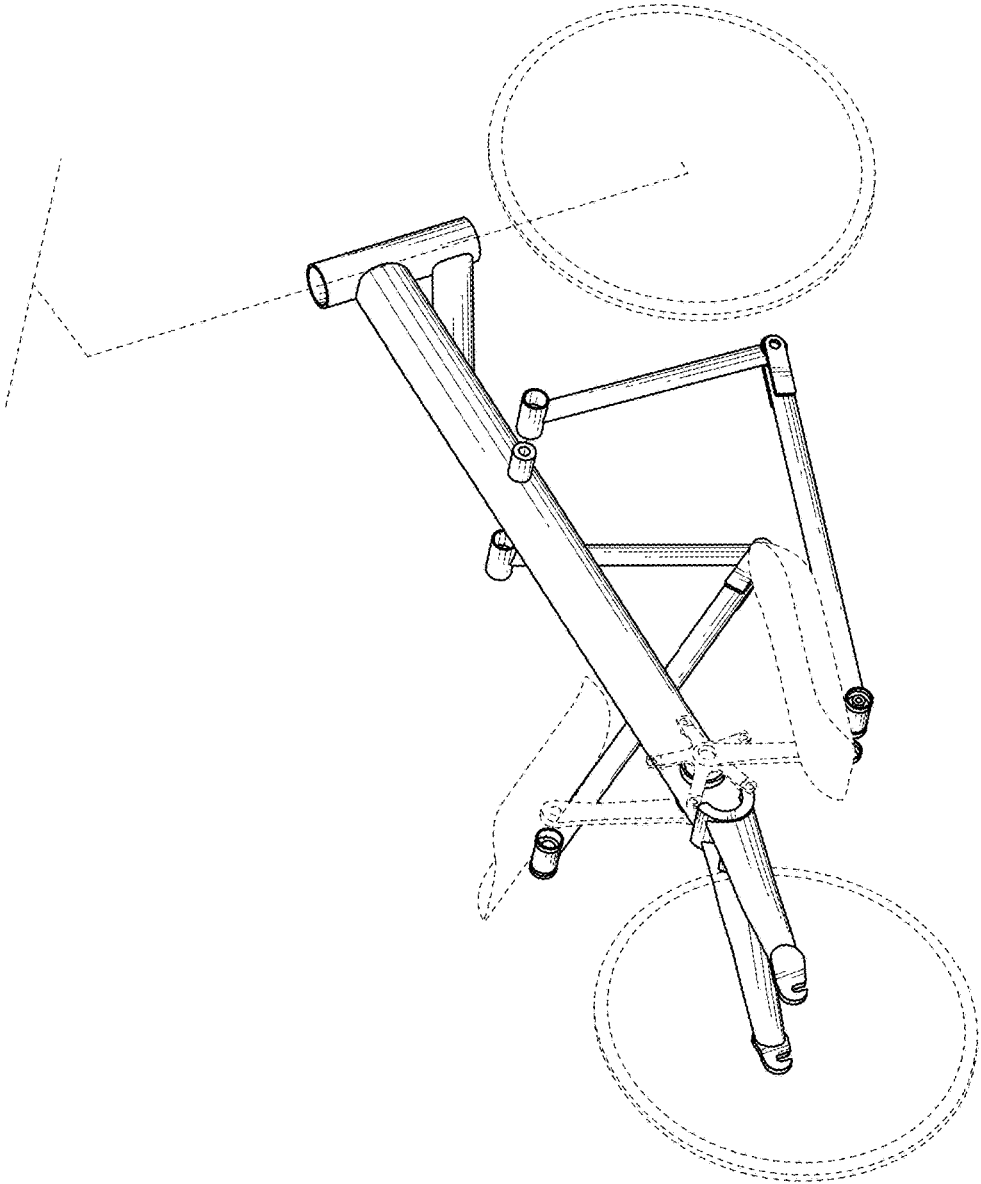


FIG. 24

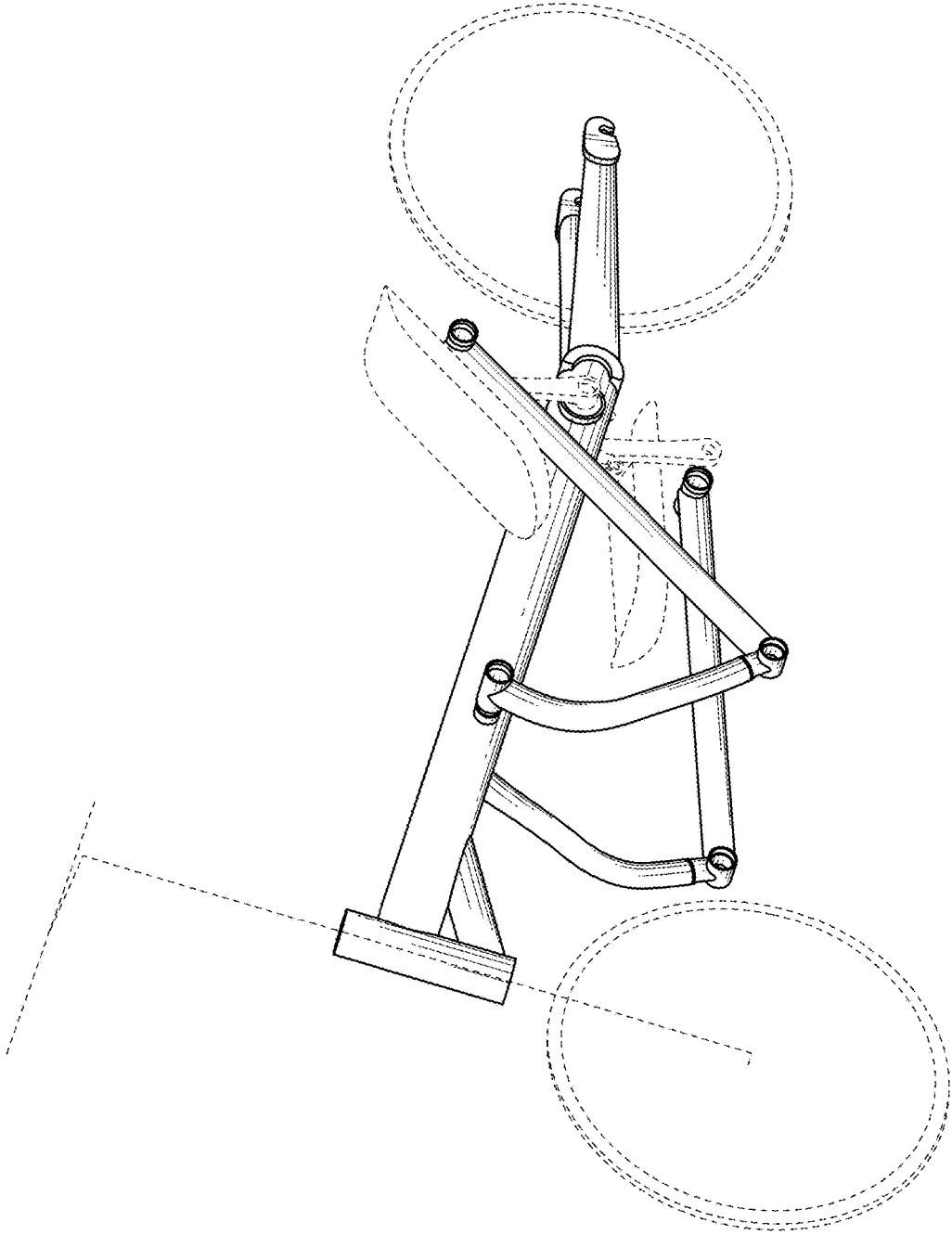


FIG. 25

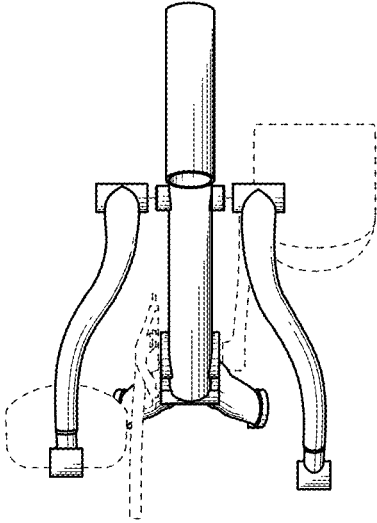


FIG. 26

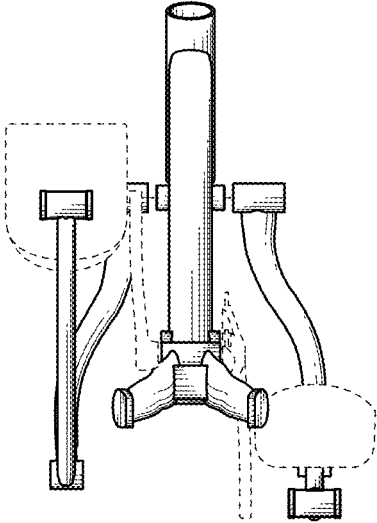


FIG. 27

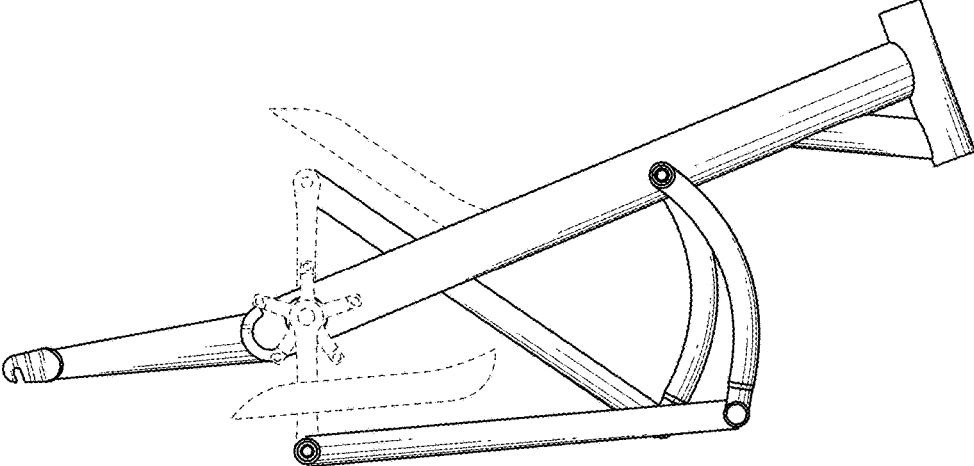


FIG. 28

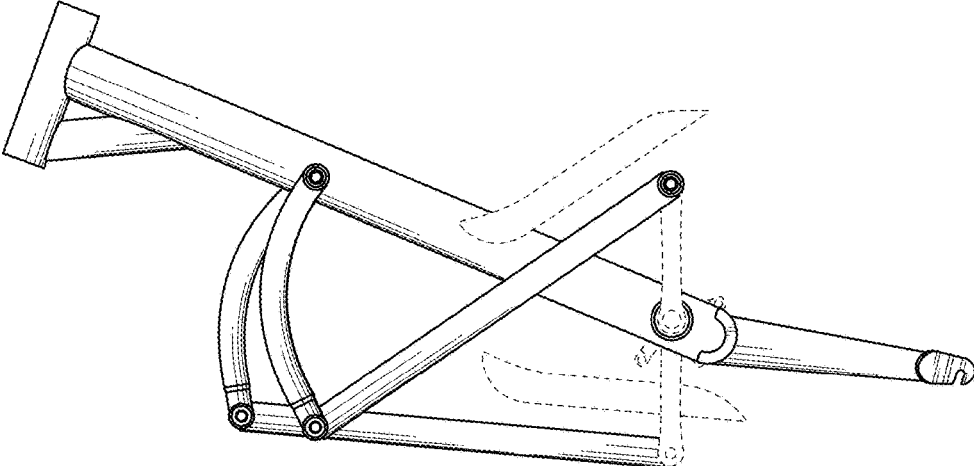


FIG. 29

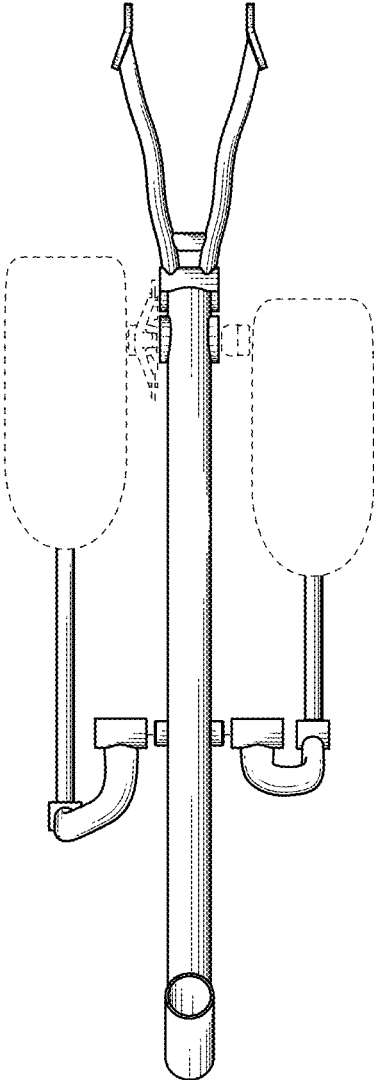


FIG. 30

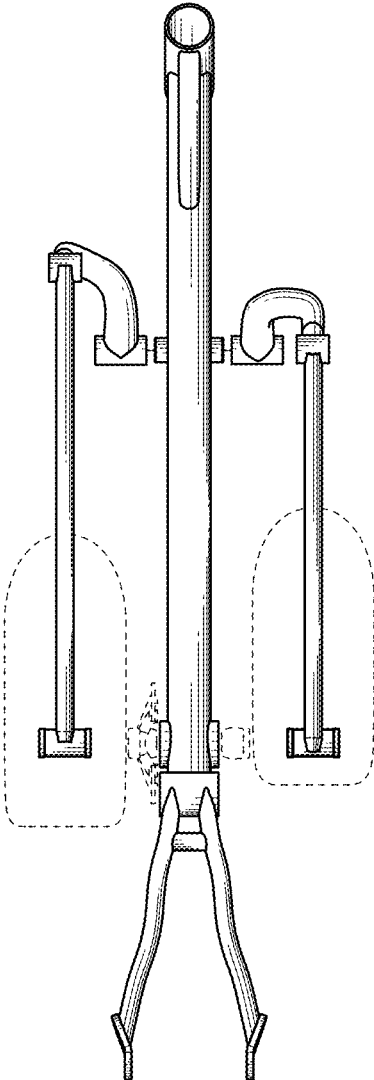


FIG. 31

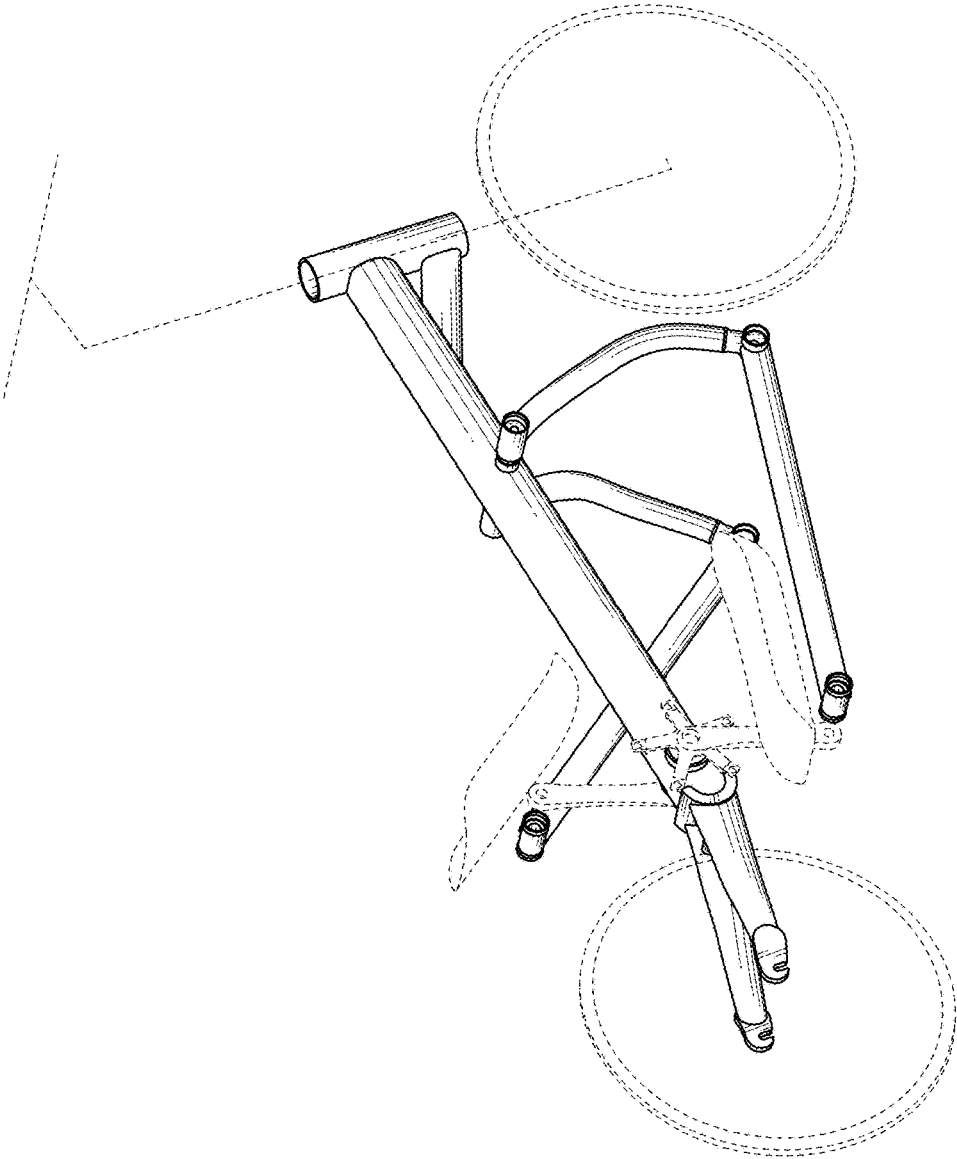


FIG. 32