

(12) **United States Design Patent** (10) **Patent No.:** **US D783,459 S**
Greiner (45) **Date of Patent:** **** *Apr. 11, 2017**

(54) **BICYCLE FRAME ELEMENT CONFIGURED TO RECEIVE AN ACCUMULATOR**

- (71) Applicant: **Robert Bosch GmbH**, Stuttgart (DE)
- (72) Inventor: **Rinaldo Greiner**, Reutlingen (DE)
- (73) Assignee: **Robert Bosch GmbH**, Stuttgart (DE)
- (*) Notice: This patent is subject to a terminal disclaimer.
- (**) Term: **14 Years**
- (21) Appl. No.: **29/526,119**
- (22) Filed: **May 6, 2015**
- (30) **Foreign Application Priority Data**

Nov. 7, 2014 (EM) 002574186

- (51) **LOC (10) Cl.** **12-11**
- (52) **U.S. Cl.**
USPC **D12/111; D12/114**
- (58) **Field of Classification Search**
USPC D1/111, 117; D13/123-125, 133, 154;
280/274-280, 281.1, 283-288,
(Continued)

(56) **References Cited**

U.S. PATENT DOCUMENTS

- D556,092 S * 11/2007 Green D12/108
 - D587,198 S * 2/2009 Nagasawa D13/125
- (Continued)

Primary Examiner — Darlington Ly

(74) *Attorney, Agent, or Firm* — Maginot, Moore & Beck LLP

(57) **CLAIM**

The ornamental design for a bicycle frame element configured to receive an accumulator, as shown and described.

DESCRIPTION

Cross reference is made to copending U.S. design patent application Ser. No. 29/526,095 entitled “Bicycle Frame Element with a Mounted Accumulator” by Greiner, which

was filed on May 6, 2015; U.S. design patent application Ser. No. 29/526,100 entitled “Accumulator” by Greiner, which was filed on May 6, 2015; U.S. design patent application Ser. No. 29/526,101 entitled “Bicycle Frame Element Configured to Receive an Accumulator” by Greiner, which was filed on May 6, 2015; U.S. design patent application Ser. No. 29/526,103 entitled “Bicycle Frame Element Configured to Receive an Accumulator” by Greiner, which was filed on May 6, 2015; U.S. design patent application Ser. No. 29/526,106 entitled “Bicycle Frame Element Configured to Receive an Accumulator” by Greiner, which was filed on May 6, 2015; U.S. design patent application Ser. No. 29/526,112 entitled “Bicycle Frame Element Configured to Receive an Accumulator” by Greiner, which was filed on May 6, 2015; U.S. design patent application Ser. No. 29/526,115 entitled “Bicycle Frame Element Configured to Receive an Accumulator” by Greiner, which was filed on May 6, 2015; U.S. design patent application Ser. No. 29/526,126 entitled “Bicycle Frame Element Configured to Receive an Accumulator” by Greiner, which was filed on May 6, 2015; and U.S. design patent application Ser. No. 29/526,130 entitled “Bicycle Frame Element Configured to Receive an Accumulator” by Greiner, which was filed on May 6, 2015.

FIG. 1 is a perspective view of a bicycle frame element configured to receive an accumulator showing my new design;

FIG. 2 is a right side elevational view showing the design for the bicycle frame element configured to receive an accumulator of FIG. 1;

FIG. 3 is a left side elevational view showing the design for the bicycle frame element configured to receive an accumulator of FIG. 1;

FIG. 4 is a front elevational view showing the design for the bicycle frame element configured to receive an accumulator of FIG. 1;

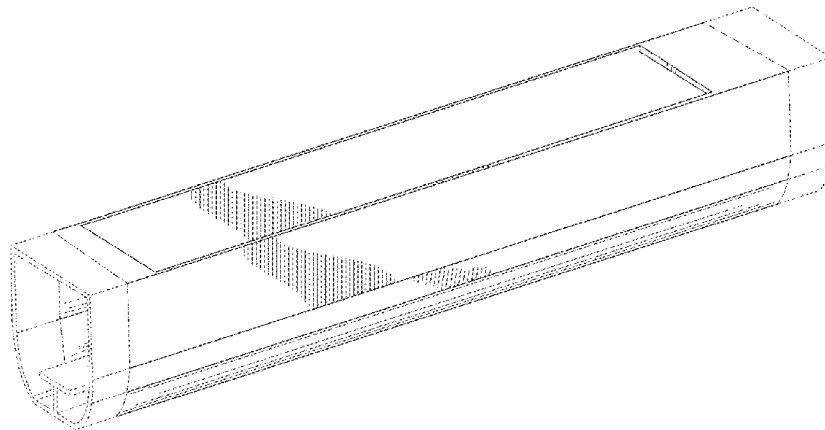
FIG. 5 is a rear elevational view showing the design for the bicycle frame element configured to receive an accumulator of FIG. 1;

FIG. 6 is a top plan view showing the design for the bicycle frame element configured to receive an accumulator of FIG. 1; and,

FIG. 7 is a bottom plan view showing the design for the bicycle frame element configured to receive an accumulator of FIG. 1.

The broken lines shown in the drawings illustrate portions of the bicycle frame element configured to receive an accumu-

(Continued)



lators that form no part of the claimed design. The dash dot lines shown in FIGS. 1-3, 6, and 7 identify boundaries of the claimed design and form no part of the claimed design.

1 Claim, 7 Drawing Sheets

(58) **Field of Classification Search**

USPC 280/288.1-288.4; 361/271, 277,
 361/301.1-301.4, 328-330, 763;
 438/171, 190, 238, 239, 381, 386, 393,
 438/396
 CPC . B62K 3/00; B62K 3/005; B62K 9/00; B62K
 19/00; B62K 19/02; B62K 19/04; B62K
 19/06; B62K 19/16; H01G 9/038; H01G
 9/155; H01G 11/26; H01G 11/58; H01G
 11/62; H01M 2/0245; Y02E 60/12; Y02E
 60/13

See application file for complete search history.

(56)

References Cited

U.S. PATENT DOCUMENTS

D590,750	S *	4/2009	Hays	D12/111
D619,935	S *	7/2010	Lee	D12/111
D637,526	S *	5/2011	Choi	D12/111
D712,835	S *	9/2014	Yasuda	D13/125
2004/0075420	A1 *	4/2004	Uno	H02J 7/1407 322/1
2011/0042156	A1 *	2/2011	Vincenz	B62H 5/001 180/206.5
2014/0035356	A1 *	2/2014	Watarai	B60L 7/12 307/9.1
2014/0210318	A1 *	7/2014	Yao	H02K 7/14 310/67 R
2014/0329134	A1 *	11/2014	Lang	B62M 6/90 429/156
2015/0191215	A1 *	7/2015	Kawakami	B62M 6/55 477/4

* cited by examiner

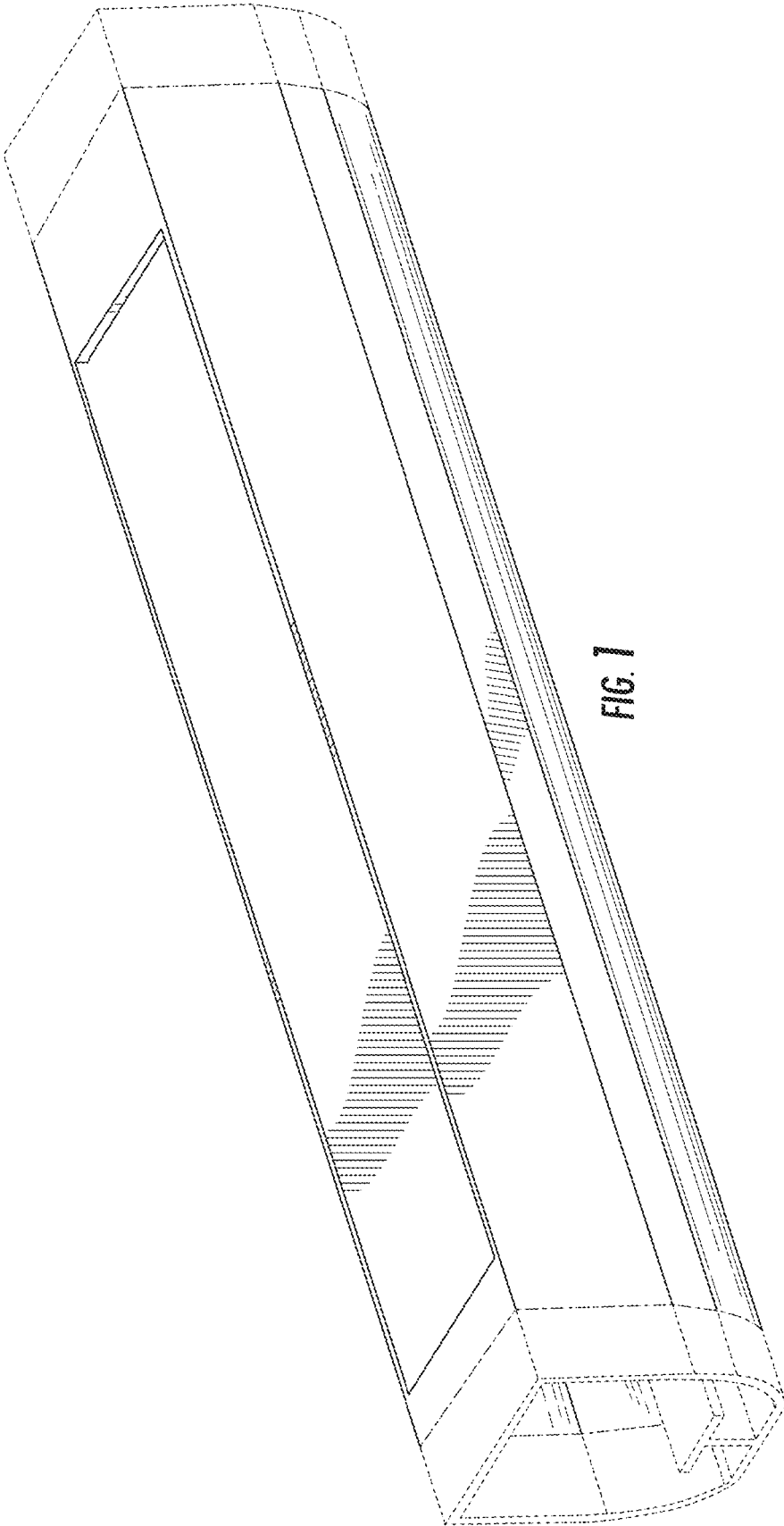


FIG. 1




FIG. 2

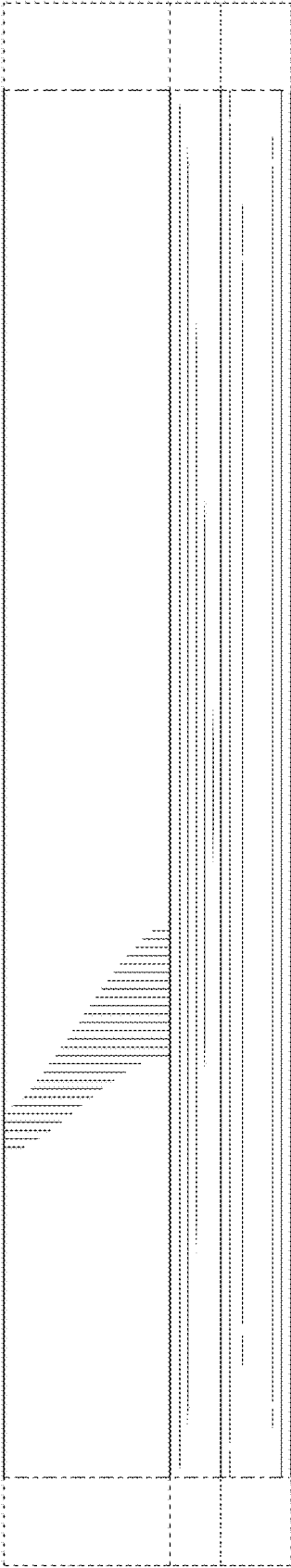


FIG. 3

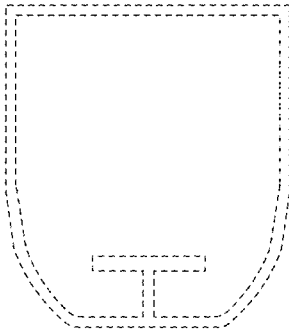


FIG. 4

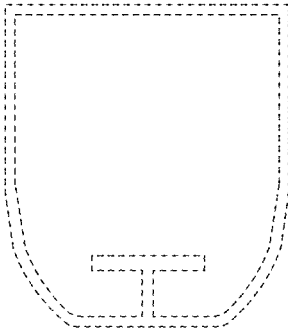


FIG. 5

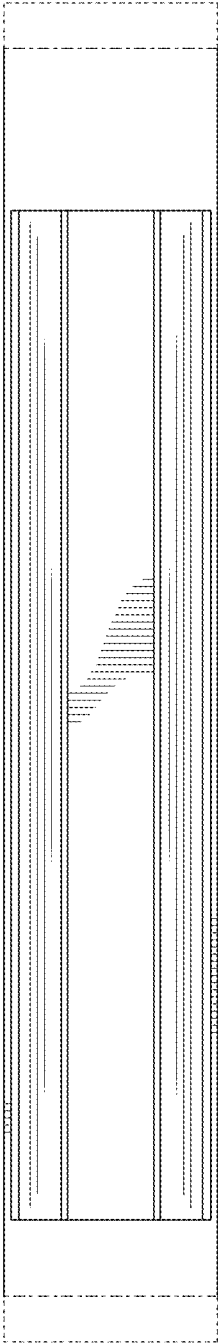


FIG. 6

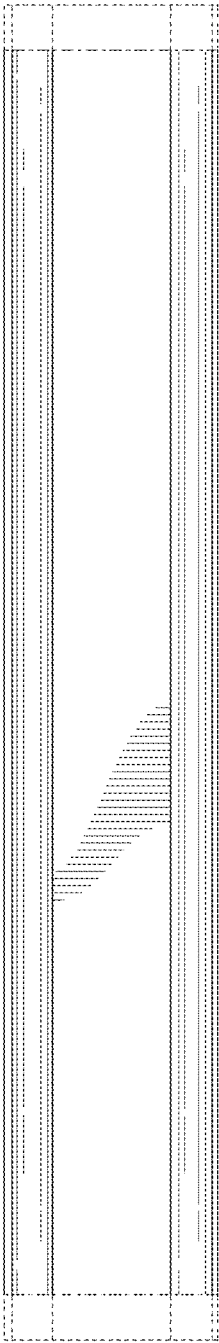


FIG. 7