



(12) **United States Design Patent**
Pfeiffer et al.

(10) **Patent No.:** **US D801,875 S**
(45) **Date of Patent:** **** Nov. 7, 2017**

- (54) **BICYCLE FRAME**
- (71) Applicant: **Otso Cycles, LLC**, Savage, MN (US)
- (72) Inventors: **Michael W. Pfeiffer**, Savage, MN (US);
Brendan J. Moore, Prior Lake, MN (US); **Daniel D. Dittmer**, Shakopee, MN (US)
- (73) Assignee: **Otso Cycles, LLC**, Savage, MN (US)

- D721,014 S * 1/2015 Kahler, Jr. D12/111
- D722,285 S * 2/2015 Silva D12/111
- D734,218 S 7/2015 D' Aluisio et al.
- D734,692 S 7/2015 D' Aluisio et al.
- D735,089 S * 7/2015 Gauthier D12/111
- D735,618 S * 8/2015 Lawson D12/111
- D774,970 S * 12/2016 D'Aluisio D12/111

(Continued)

- (**) Term: **15 Years**
- (21) Appl. No.: **29/566,293**

- (22) Filed: **May 27, 2016**
- (51) **LOC (10) Cl.** **12-11**
- (52) **U.S. Cl.**
USPC **D12/111**
- (58) **Field of Classification Search**
USPC D12/111, 117, 119; 280/274-280, 281.1,
280/283-288, 288.1-288.4
CPC . B62K 3/00; B62K 3/005; B62K 9/00; B62K
19/00; B62K 19/02; B62K 19/04; B62K
19/06; B62K 19/16
See application file for complete search history.

(56) **References Cited**

U.S. PATENT DOCUMENTS

D405,030 S *	2/1999	Frost	D12/111
D418,778 S *	1/2000	Allen	D12/111
D419,110 S *	1/2000	Allen	D12/111
D486,424 S	2/2004	Sagan		
D517,452 S *	3/2006	Hickman	D12/111
D604,205 S *	11/2009	Cattaneo	D12/111
D637,527 S *	5/2011	Choi	D12/111
D667,347 S	9/2012	Simko		
D686,950 S *	7/2013	Lin	D12/111
D689,407 S	9/2013	Kim		
D689,408 S *	9/2013	Kim	D12/111
D693,740 S	11/2013	Eagleman et al.		

OTHER PUBLICATIONS

“Kevin’s Low-Q fatbike Edit: Added Frame Geometry” Retrieved from the Internet: <http://waltworks.blogspot.com/2014/11/kevins-low-q-fatbike.html> [Nov. 10, 2014] (3 pages).

(Continued)

Primary Examiner — David G Muller

(74) *Attorney, Agent, or Firm* — Dicke, Billig & Czaja, PLLC

(57) **CLAIM**

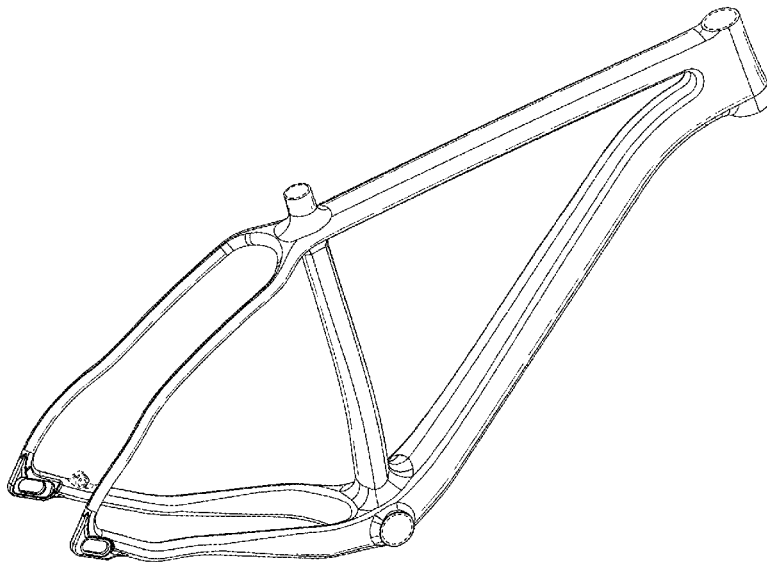
The ornamental design for a bicycle frame, substantially as shown and described.

DESCRIPTION

FIG. 1 is a right-rear perspective view of the design for the bicycle frame;
 FIG. 2 is a left-front perspective view thereof;
 FIG. 3 is a right view thereof;
 FIG. 4 is a left view thereof;
 FIG. 5 is a front view thereof;
 FIG. 6 is a rear view thereof;
 FIG. 7 is a top view thereof; and,
 FIG. 8 is a bottom view thereof.

The broken lines immediately adjacent the solid lines define the boundaries of the claimed design while all other broken lines depict the environment and are for illustrative purposes only; the broken lines form no part of the claimed design.

1 Claim, 6 Drawing Sheets



(56)

References Cited

U.S. PATENT DOCUMENTS

D785,509 S * 5/2017 Juhlin D12/111

OTHER PUBLICATIONS

“MPLS Bike Co Introduces the Full Carbon—Murphy” Retrieved from the Internet: <https://fat-bike.com/2012/12/mpls-bike-co-introduces-the-full-carbon-murphy/> [Dec. 8, 2012] (19 pages).

* cited by examiner

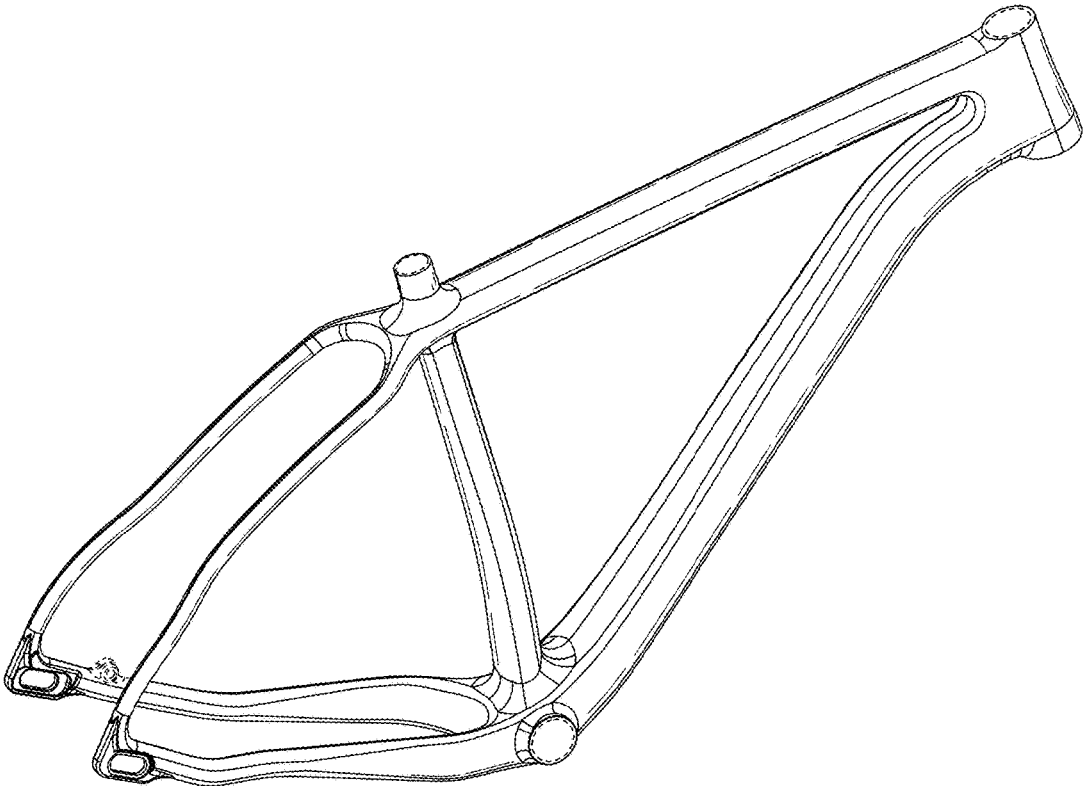


FIG. 1

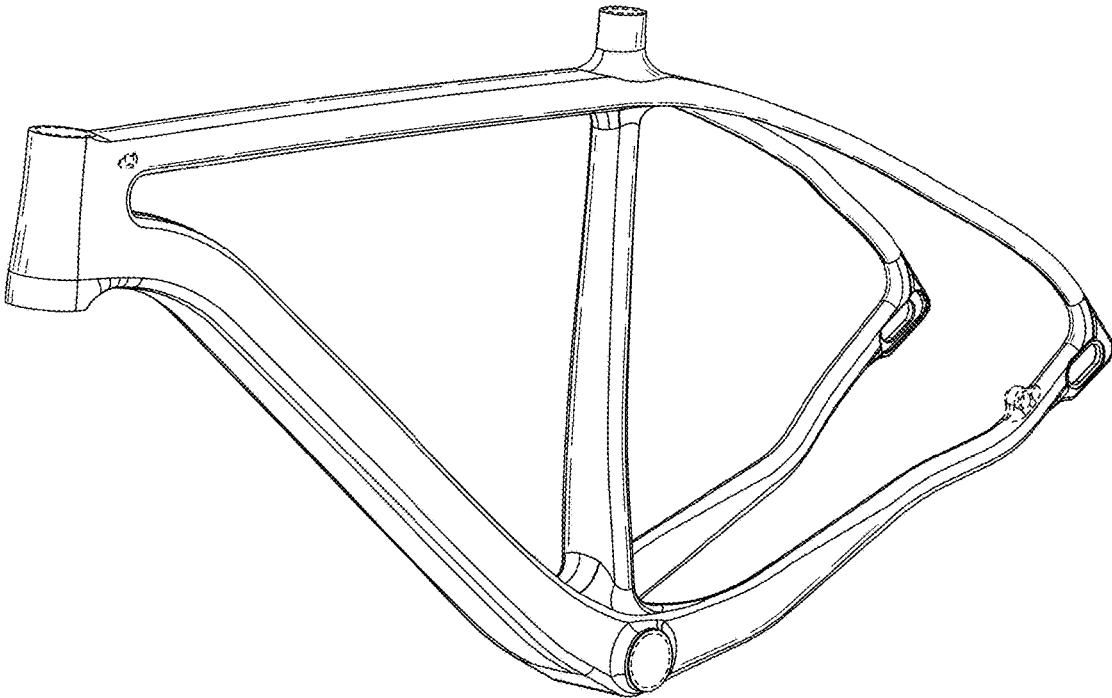


FIG. 2

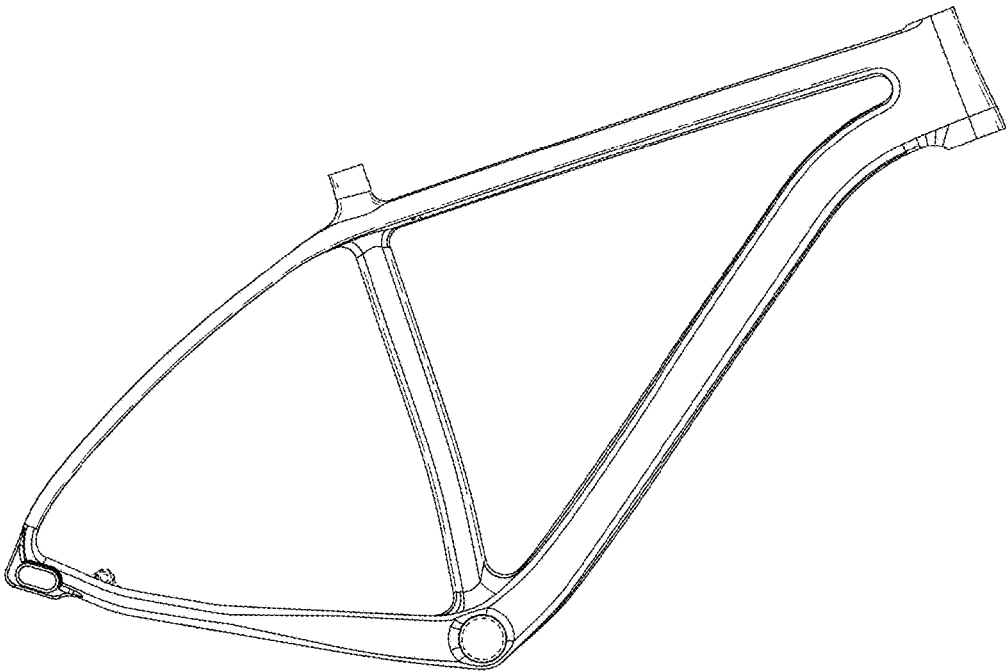


FIG. 3

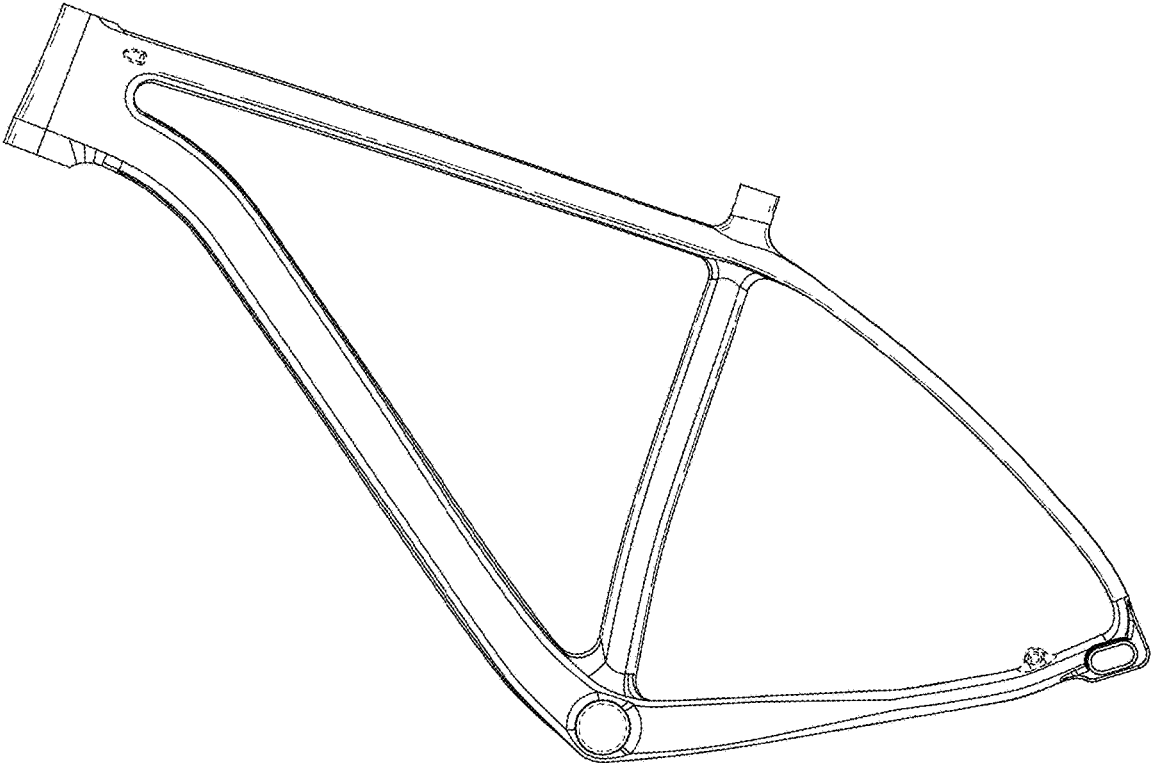


FIG. 4

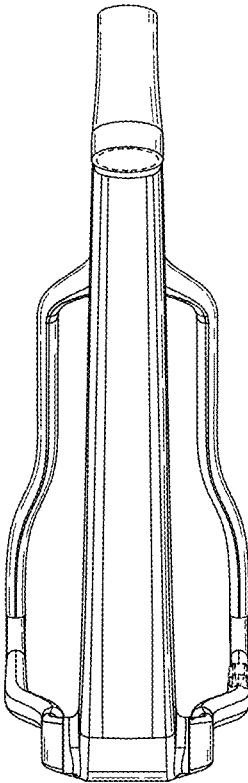


FIG. 5

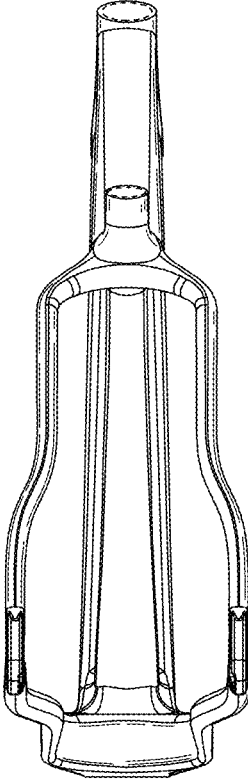


FIG. 6

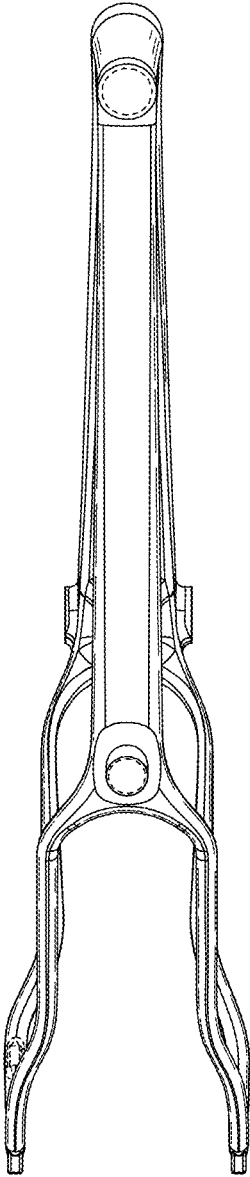


FIG. 7

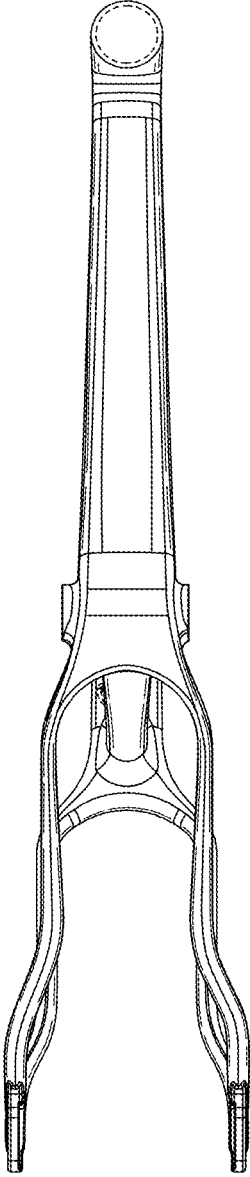


FIG. 8