



US00D803728S

(12) **United States Design Patent**
Kamler et al.

(10) **Patent No.:** **US D803,728 S**

(45) **Date of Patent:** **** Nov. 28, 2017**

- (54) **BALANCE BICYCLE FRAME**
- (71) Applicant: **KaZAM LLC**, Virginia Beach, VA (US)
- (72) Inventors: **Scott Kamler**, Morristown, NJ (US);
Mary Beth Lugo, Virginia Beach, VA (US)
- (73) Assignee: **KaZAM LLC**, Virginia Beach, VA (US)
- (**) Term: **15 Years**
- (21) Appl. No.: **29/573,205**
- (22) Filed: **Aug. 3, 2016**
- (51) **LOC (10) Cl.** **12-11**
- (52) **U.S. Cl.**
USPC **D12/111; D21/432**
- (58) **Field of Classification Search**
USPC D12/111, 117; D21/419, 424
CPC ... B62K 3/00; B62K 3/02; B62K 3/06; B62K 3/08; B62K 9/00; B62K 15/00; B62K 15/006; B62K 15/008; B62K 17/00
See application file for complete search history.

- 8,286,974 B2 * 10/2012 Chen B62K 9/00
280/1.188
- D671,173 S * 11/2012 Tompkin D12/111
- 8,414,007 B2 * 4/2013 Chen B62K 9/00
280/278
- D695,847 S * 12/2013 Liu D12/111
- D721,990 S * 2/2015 Lugo D12/111
- D725,553 S * 3/2015 Lawson D12/111
- D729,700 S * 5/2015 De Roeck D12/111
- D735,619 S * 8/2015 Lawson D12/111

(Continued)

Primary Examiner — Darlington Ly

(74) *Attorney, Agent, or Firm* — Fitch, Even, Tabin & Flannery, LLP

(57) **CLAIM**

We claim the ornamental design for a balance bicycle frame, as shown and described.

DESCRIPTION


FIG. 1 is a perspective view of a bicycle frame of our new design;
 FIG. 2 is a right side elevational view of the bicycle frame of FIG. 1;
 FIG. 3 is a left side elevational view of the bicycle frame of FIG. 1;
 FIG. 4 is a rear elevational view of the bicycle frame of FIG. 1;
 FIG. 5 is a front elevational view of the bicycle frame of FIG. 1;
 FIG. 6 is a top plan view of the bicycle frame of FIG. 1; and
 FIG. 7 is a bottom plan view of the bicycle frame of FIG. 1.
 The broken line showing the wheels, tires, handlebar, brake lines, seat, and other bicycle components are provided for the purpose of illustrating environmental structure for the balance bicycle frame and form no part of the claimed design.

1 Claim, 7 Drawing Sheets

(56) **References Cited**

U.S. PATENT DOCUMENTS

- D504,845 S * 5/2005 Coerschulte D12/111
- D512,664 S * 12/2005 Schreier D12/111
- D537,758 S * 3/2007 Grepper D12/111
- D561,649 S * 2/2008 Latham D12/111
- D567,149 S * 4/2008 Grepper D12/111
- D567,718 S * 4/2008 Lugo D12/111
- D597,147 S * 7/2009 Verlinden D21/424
- D629,049 S * 12/2010 McFarland B62K 9/00
D12/111
- D659,597 S * 5/2012 Chen D12/111
- 8,191,931 B1 * 6/2012 Mulder B62K 9/00
280/828
- D668,586 S * 10/2012 Golias D12/111



(56)

References Cited

U.S. PATENT DOCUMENTS

D735,620	S	*	8/2015	Pape	D12/111
D739,308	S	*	9/2015	Barnaby Latham	D12/111
D780,071	S	*	2/2017	Teal	D12/111
D781,753	S	*	3/2017	Wunderlin	D12/111

* cited by examiner




FIG. 1

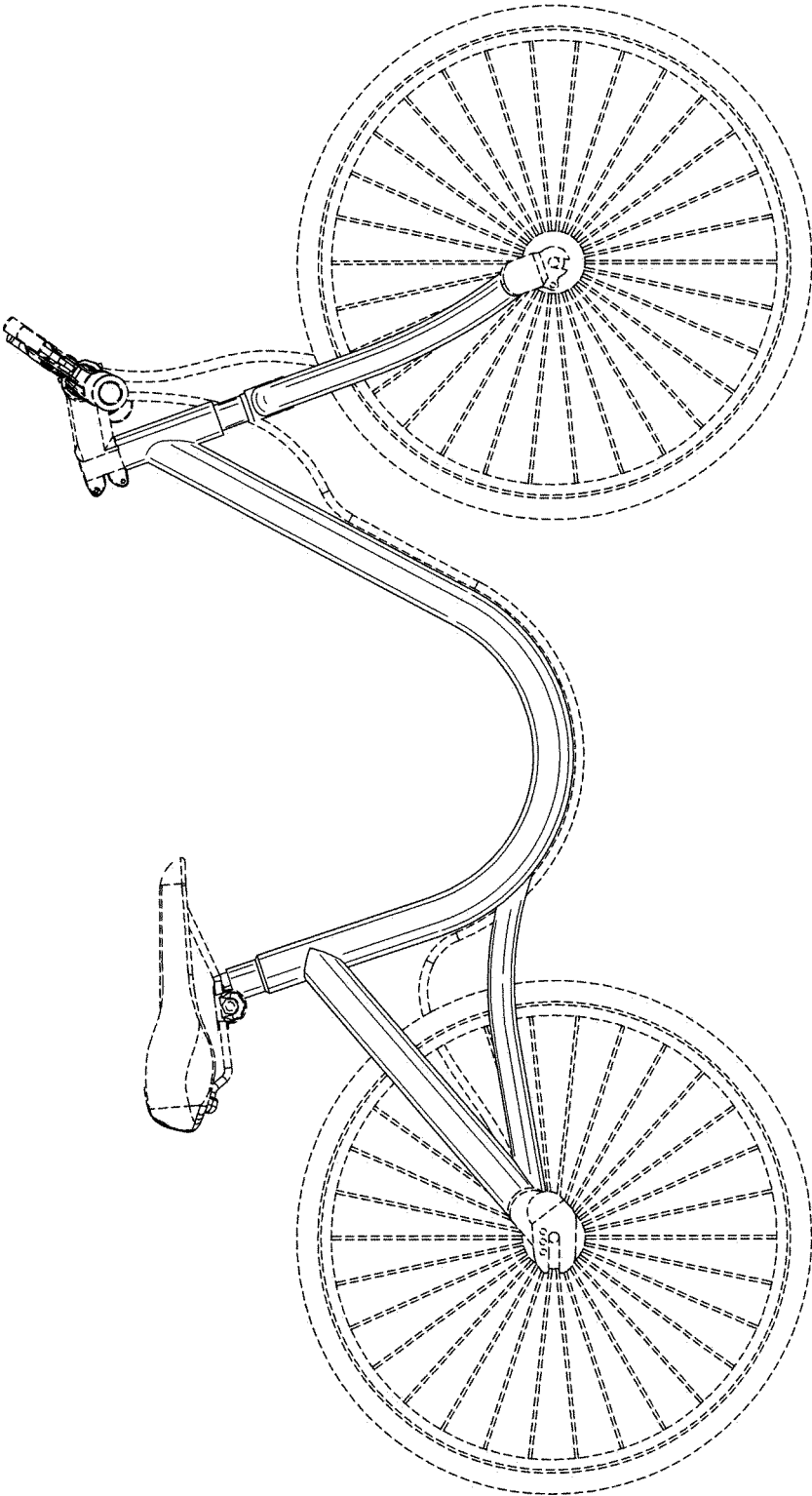


FIG. 2

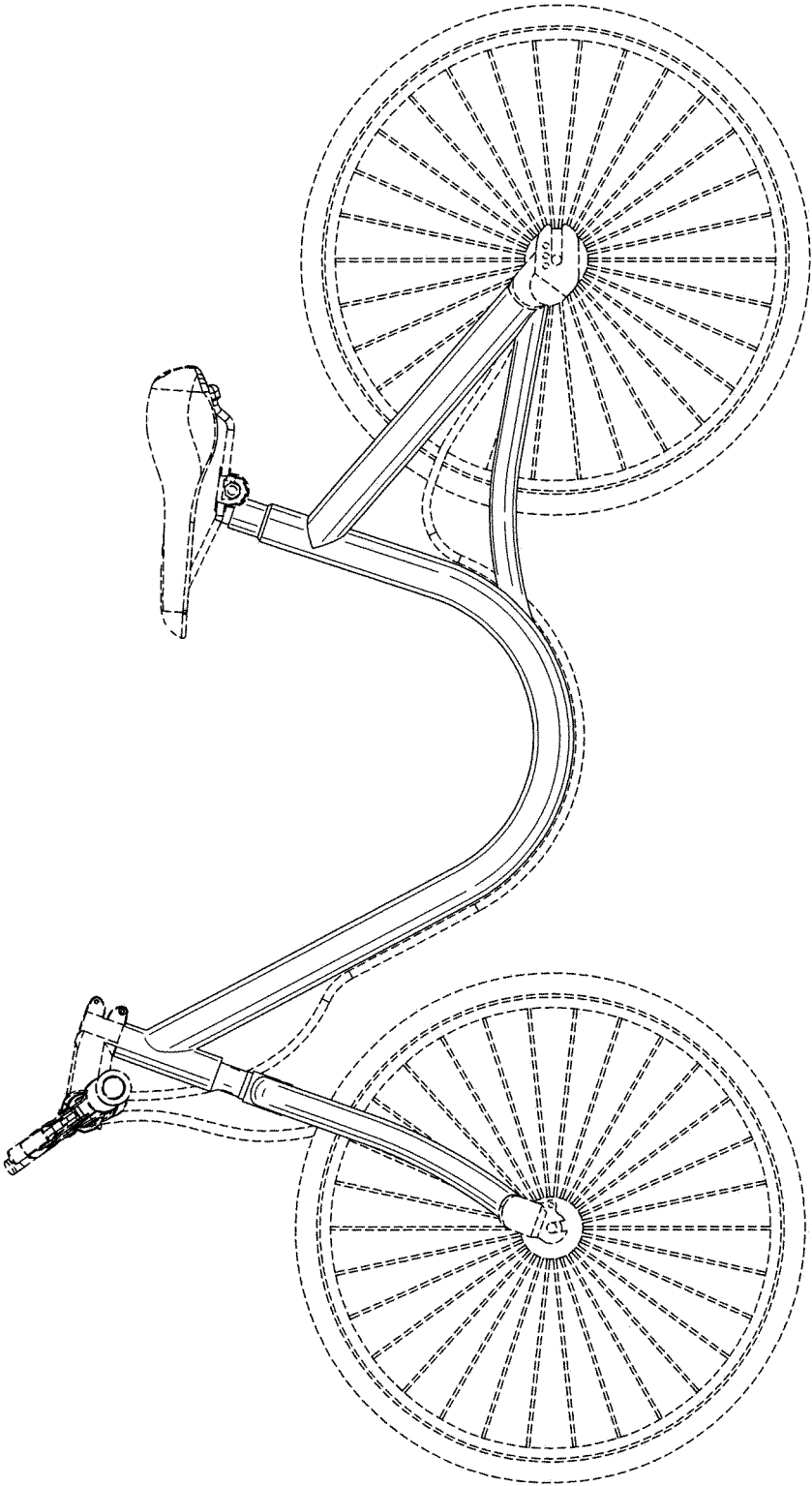


FIG. 3

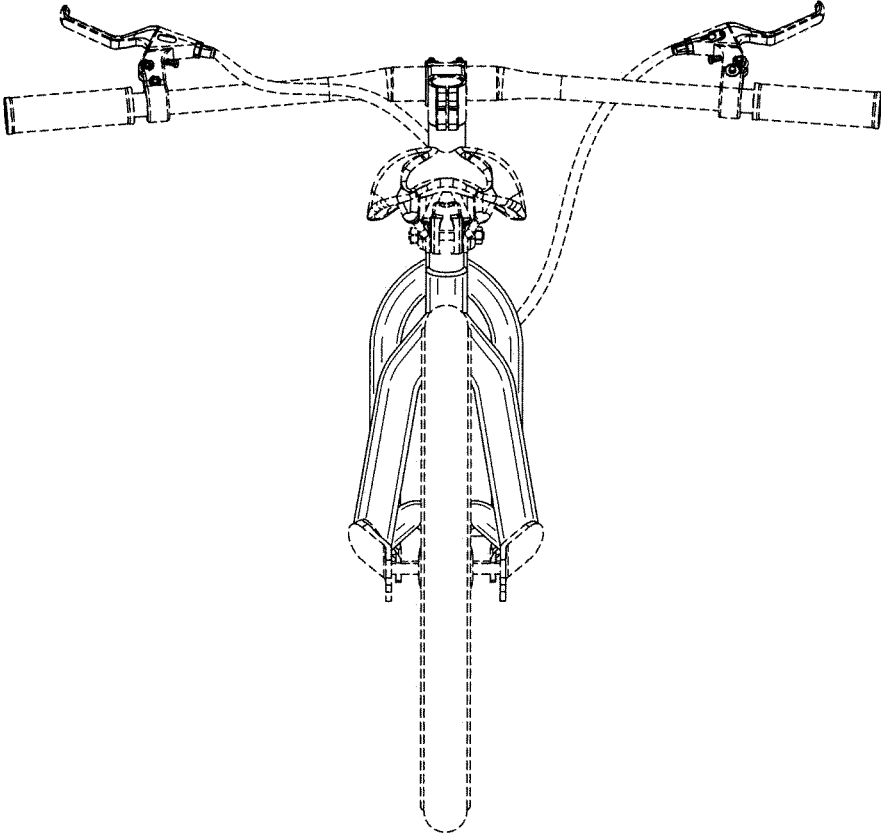


FIG. 4

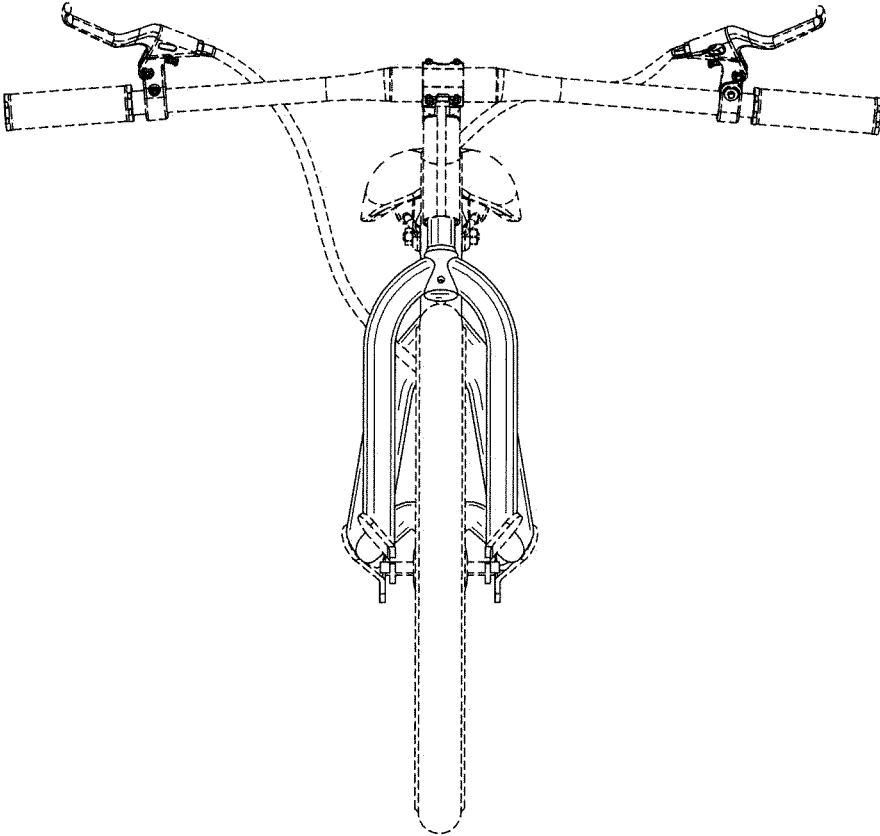


FIG. 5

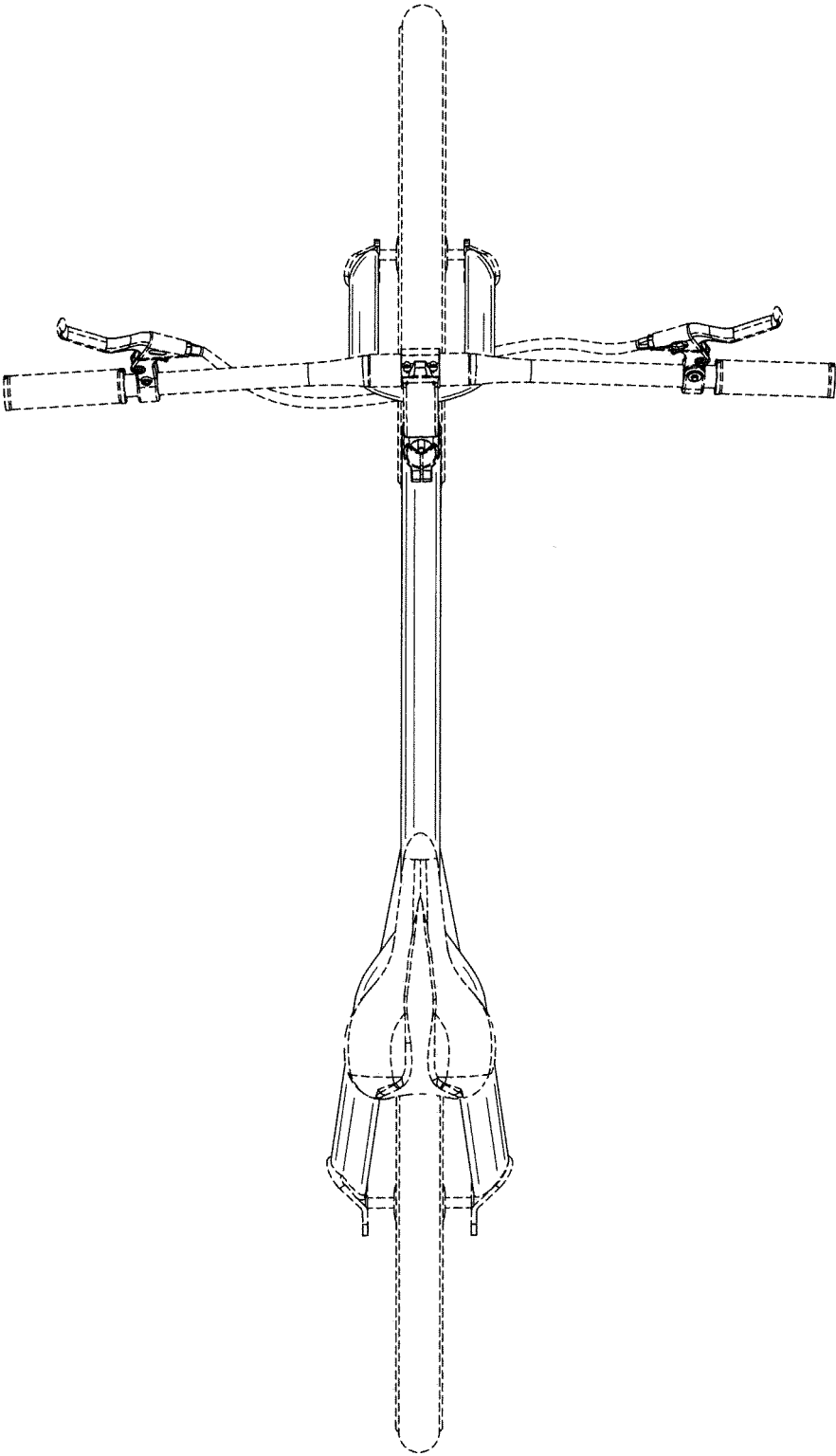


FIG. 6

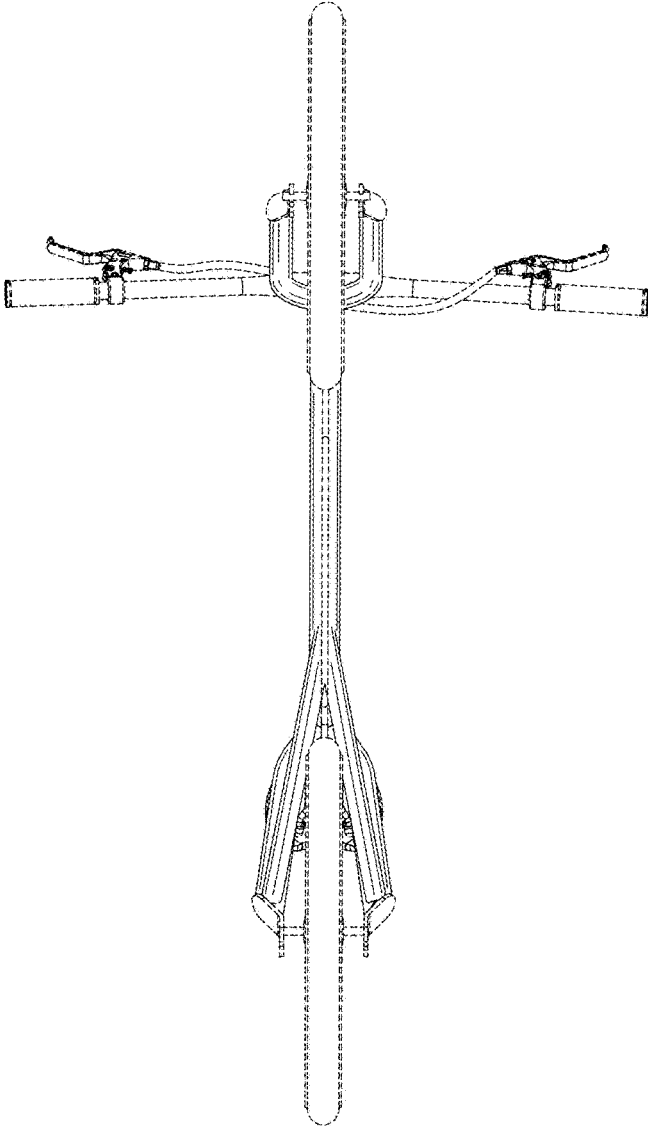


FIG. 7