



US00D807234S

(12) **United States Design Patent** (10) **Patent No.:** **US D807,234 S**  
**Chan et al.** (45) **Date of Patent:** **\*\* Jan. 9, 2018**

- (54) **BICYCLE FRAME**
- (71) Applicant: **Accell North America, Inc.**, Kent, WA (US)
- (72) Inventors: **Rodney Matthew Chan**, Mississauga (CA); **Sebastian Tymoczko**, London (CA); **Kevin Quan**, Toronto (CA)
- (73) Assignee: **Accell North America, Inc.**, Kent, WA (US)
- (\*\*) Term: **15 Years**
- (21) Appl. No.: **29/577,853**
- (22) Filed: **Sep. 15, 2016**
- (51) **LOC (11) Cl.** ..... **12-11**
- (52) **U.S. Cl.**  
USPC ..... **D12/111; D21/432**
- (58) **Field of Classification Search**  
USPC ..... D12/111, 117; D21/412, 414, 419, D21/423-428, 431-435  
CPC ..... B62K 3/00; B62K 3/02; B62K 3/06  
See application file for complete search history.

D442,120 S *	5/2001	Yeh	.....	D12/111
D465,438 S *	11/2002	Masui	.....	D12/111
D498,438 S *	11/2004	Ying	.....	D12/111
D516,469 S *	3/2006	Reinke	.....	D12/111
D558,646 S *	1/2008	Sheppard	.....	D12/111
D620,400 S *	7/2010	Haller	.....	D12/111
D620,401 S *	7/2010	Haller	.....	D12/111
D670,208 S *	11/2012	Frenzel	.....	D12/111
D685,683 S *	7/2013	Shaw	.....	D12/111
D686,540 S *	7/2013	Hinderhofer	.....	D12/111
D689,409 S *	9/2013	Yap	.....	D12/111
D694,156 S *	11/2013	Taipalus	.....	D12/111
D727,215 S *	4/2015	Yang	.....	D12/111
D741,221 S *	10/2015	Haller	.....	D12/111
D752,264 S *	3/2016	Talios	.....	D26/28
2012/0074666 A1 *	3/2012	Chamberlain	.....	B62K 25/286 280/284

\* cited by examiner

*Primary Examiner* — Darlington Ly  
(74) *Attorney, Agent, or Firm* — Kolisch Hartwell, P.C.

(57) **CLAIM**

The ornamental design for a bicycle frame, as shown and described.

**DESCRIPTION**

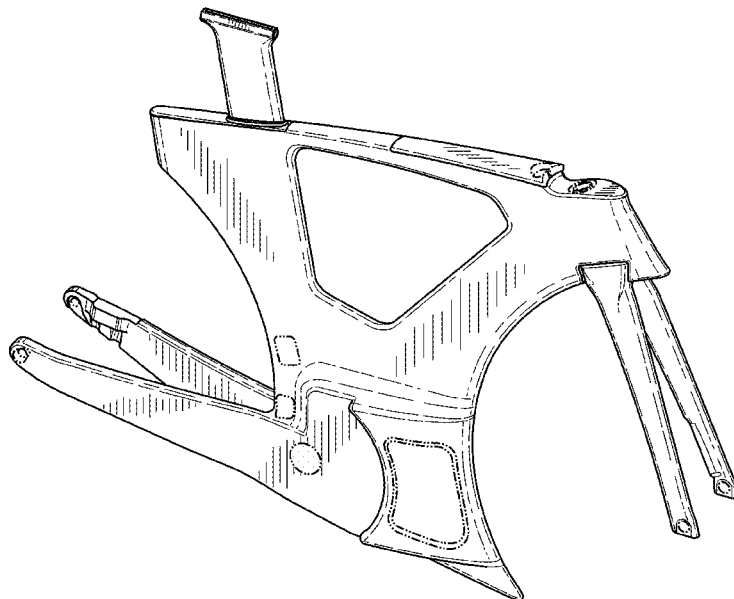
FIG. 1 is a top, front, and right side isometric view of a bicycle frame showing our new design; FIG. 2 is a right side elevational view thereof; FIG. 3 is a front elevational view thereof; FIG. 4 is a left side elevational view thereof; FIG. 5 is a rear elevational view thereof; FIG. 6 is a top plan view thereof; and, FIG. 7 is a bottom plan view thereof. The broken lines in the drawings illustrate portions of the bicycle frame that forms no part of the claimed design.

**1 Claim, 4 Drawing Sheets**

(56) **References Cited**

U.S. PATENT DOCUMENTS

D365,048 S *	12/1995	Fang	.....	D12/111
D368,678 S *	4/1996	Wilcox	.....	D12/111
D383,100 S *	9/1997	Lee	.....	D12/111
D389,787 S *	1/1998	Zeigle	.....	D12/111
D390,506 S *	2/1998	Shiau	.....	D12/111
D393,432 S *	4/1998	Yelverton	.....	D12/111
D396,434 S *	7/1998	Tseng	.....	D12/111
D400,826 S *	11/1998	Accerenzi	.....	D12/111
D419,492 S *	1/2000	Egger	.....	D12/111
D430,070 S *	8/2000	Kciuk	.....	D12/111



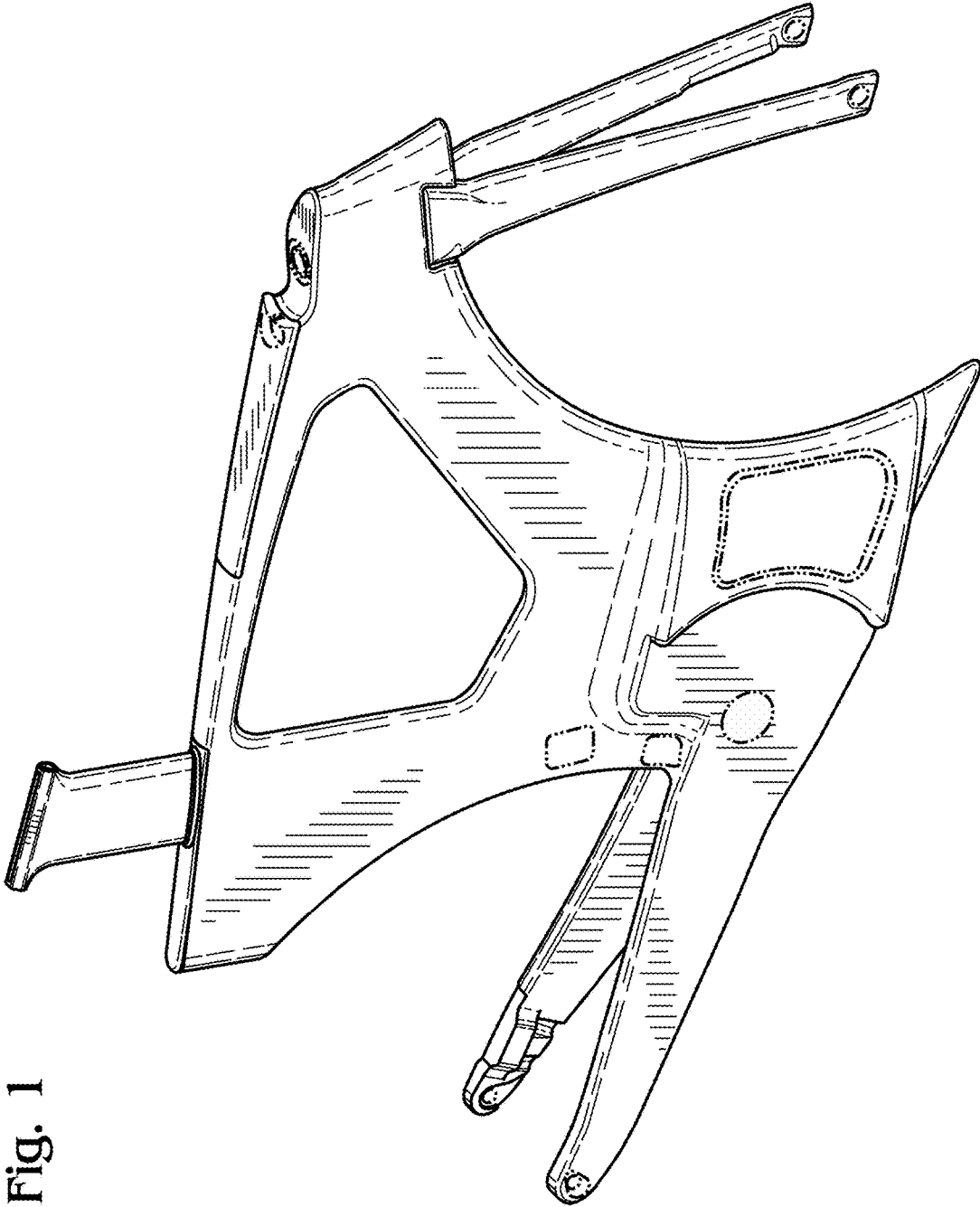
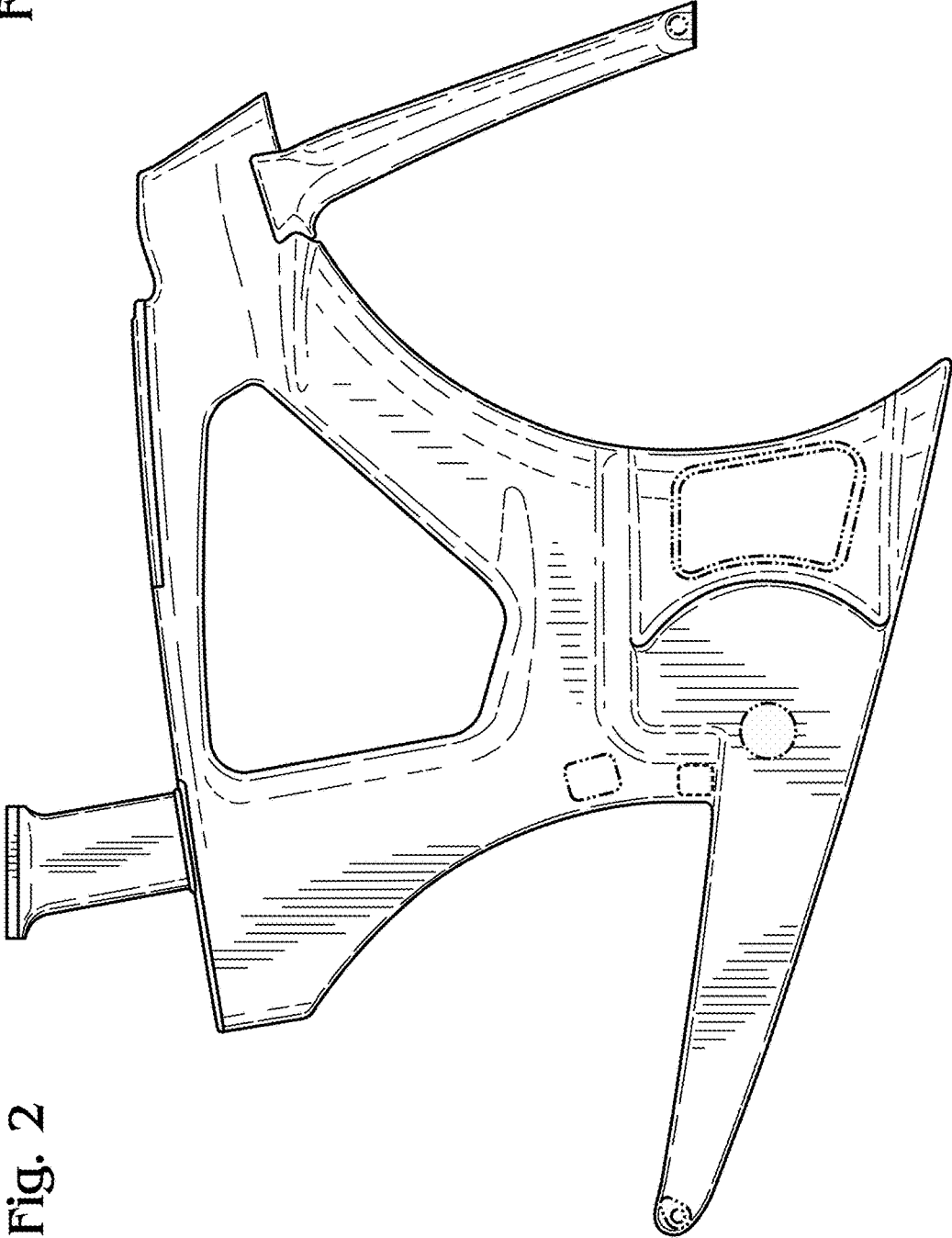
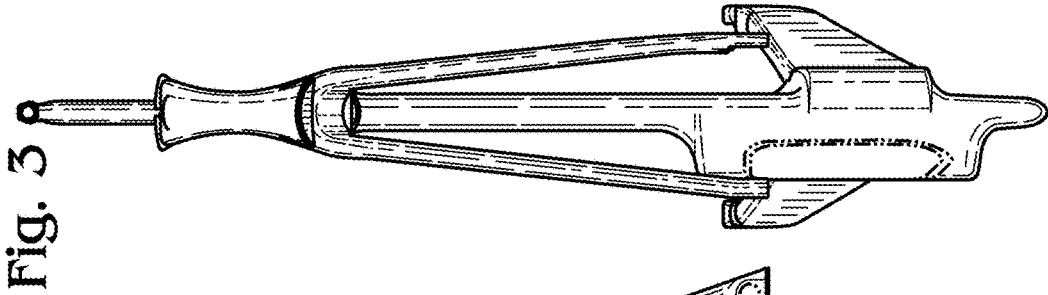


Fig. 1



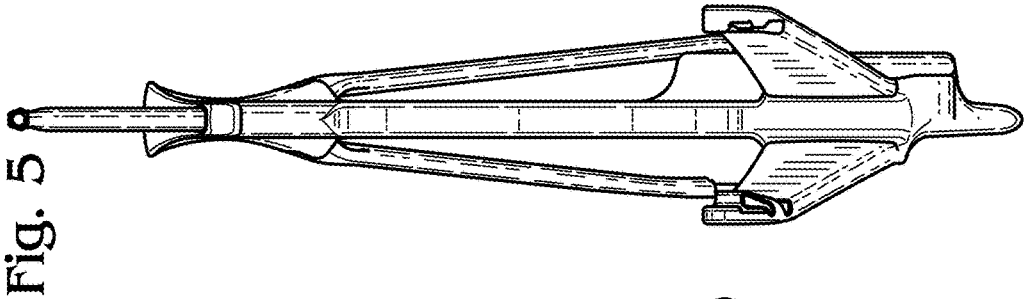


Fig. 5

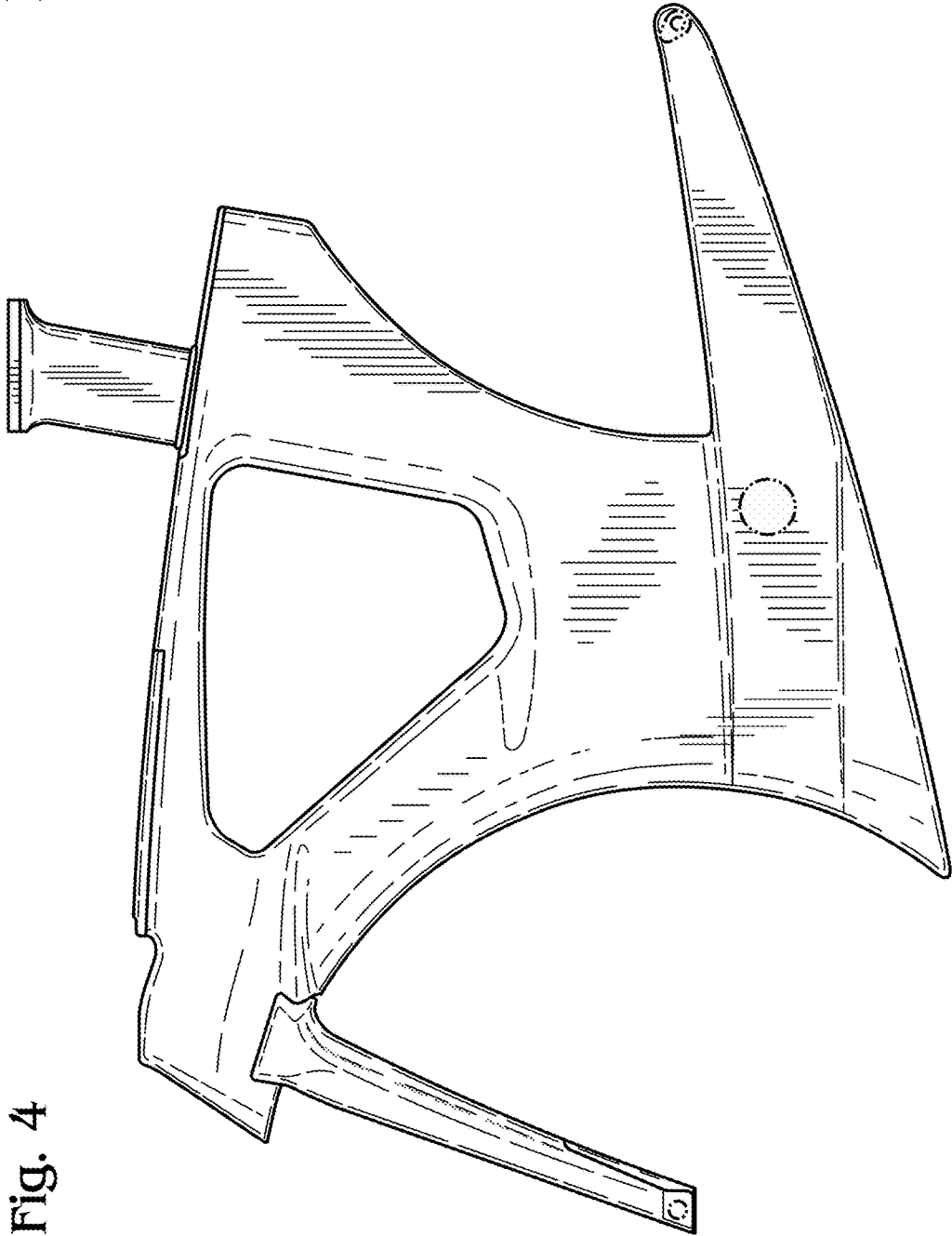


Fig. 4

Fig. 6

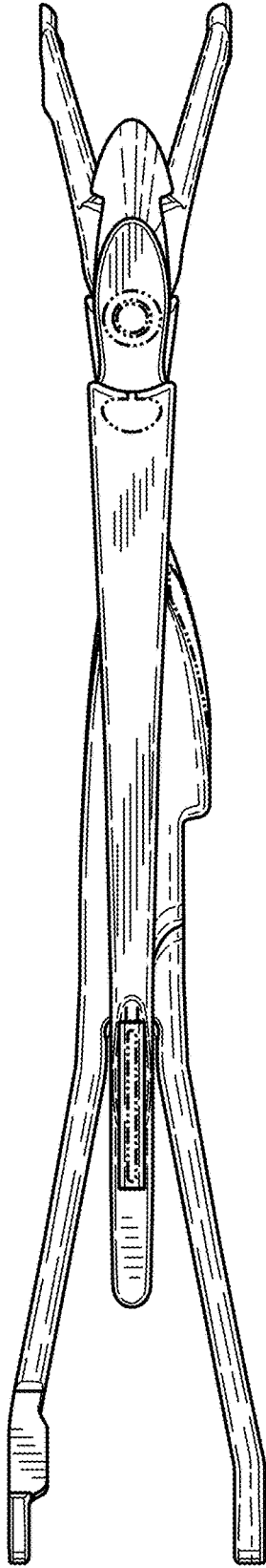


Fig. 7

