



US00D842762S

(12) **United States Design Patent**
Acacia et al.

(10) **Patent No.:** **US D842,762 S**

(45) **Date of Patent:** **** Mar. 12, 2019**

(54) **BICYCLE FRAME**

(71) Applicant: **WARREN INDUSTRIES LTD.,**
Concord (CA)

(72) Inventors: **Franco Acacia,** Keswick (CA);
Douglas Broadhead, Brampton (CA);
David Freedman, Toronto (CA)

(73) Assignee: **Warren Industries Ltd.,** Concord (CA)

(**) Term: **15 Years**

(21) Appl. No.: **29/617,990**

(22) Filed: **Sep. 18, 2017**

(51) **LOC (11) Cl.** **12-11**

(52) **U.S. Cl.**
USPC **D12/111**

(58) **Field of Classification Search**
USPC D12/111, 117; D21/412, 414, 419,
D21/423-428, 431-435
CPC B62K 3/00; B62K 3/02; B62K 3/06
See application file for complete search history.

(56) **References Cited**

U.S. PATENT DOCUMENTS

| | | | | | | |
|----------|---|---|---------|--------------|-------|---------|
| D523,380 | S | * | 6/2006 | Auger | | D12/111 |
| D575,681 | S | * | 8/2008 | Argote Vivar | | D12/111 |
| D670,208 | S | * | 11/2012 | Frenzel | | D12/111 |
| D672,690 | S | * | 12/2012 | Augustin | | D12/111 |
| D685,683 | S | * | 7/2013 | Shaw | | D12/111 |
| D719,488 | S | * | 12/2014 | Stafford | | D12/111 |
| D766,136 | S | * | 9/2016 | Jankura | | D12/111 |
| D774,970 | S | * | 12/2016 | D'Aluisio | | D12/111 |
| D774,980 | S | * | 12/2016 | Duchring | | D12/111 |

| | | | | | | |
|--------------|----|---|--------|---------|-------|-------------|
| 9,611,003 | B1 | * | 4/2017 | Yu | | B62M 6/90 |
| D791,648 | S | * | 7/2017 | Choi | | D12/111 |
| D795,747 | S | * | 8/2017 | Bailie | | D12/111 |
| D797,610 | S | * | 9/2017 | Jankura | | D12/111 |
| D807,232 | S | * | 1/2018 | Bailie | | D12/111 |
| 9,908,582 | B1 | * | 3/2018 | Choi | | B62K 3/02 |
| 9,963,187 | B1 | * | 5/2018 | Quan | | B62K 19/02 |
| D826,102 | S | * | 8/2018 | Lefort | | D12/111 |
| 2018/0065704 | A1 | * | 3/2018 | Choi | | B60B 27/026 |

* cited by examiner

Primary Examiner — Darlington Ly

(74) *Attorney, Agent, or Firm* — Millman IP Inc.

(57) **CLAIM**

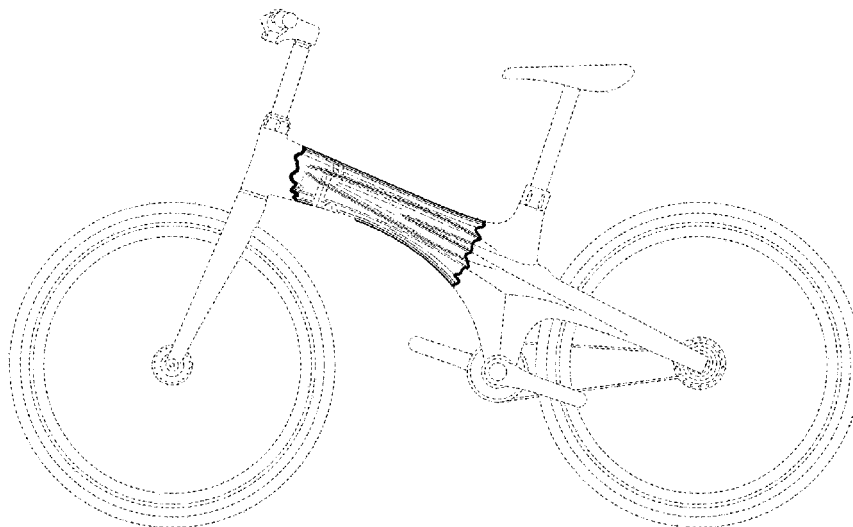
The ornamental design for a bicycle frame, as shown and described.

DESCRIPTION

FIG. 1 is a top, front, and left-side perspective view of a bicycle frame showing our new design;
 FIG. 2 is a top, rear, and left-side perspective view thereof;
 FIG. 3 is a bottom, front, and left-side perspective view thereof;
 FIG. 4 is a bottom, rear, and left-side perspective view thereof;
 FIG. 5 is a left side elevation view thereof;
 FIG. 6 is a right side elevation view thereof;
 FIG. 7 is top plan view thereof;
 FIG. 8 is a bottom plan view thereof;
 FIG. 9 is a front elevation view thereof; and,
 FIG. 10 is a rear elevation view thereof.

The broken lines in the drawings illustrate portions of the bicycle frame and environmental structures that form no part of the claimed design.

1 Claim, 9 Drawing Sheets



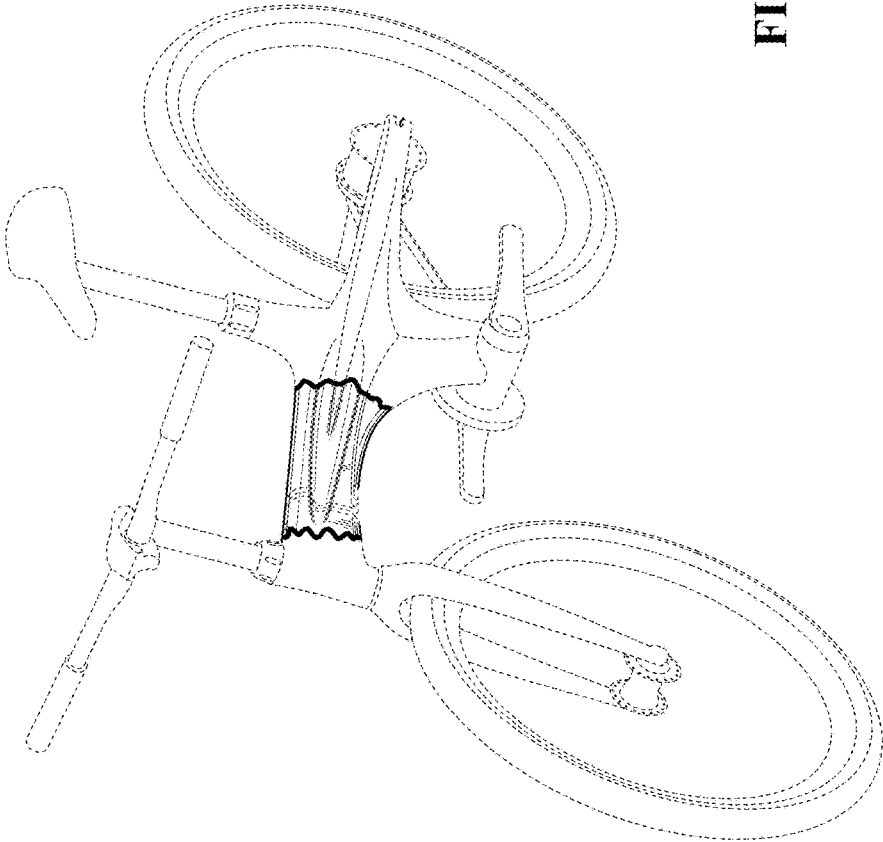


FIG. 1

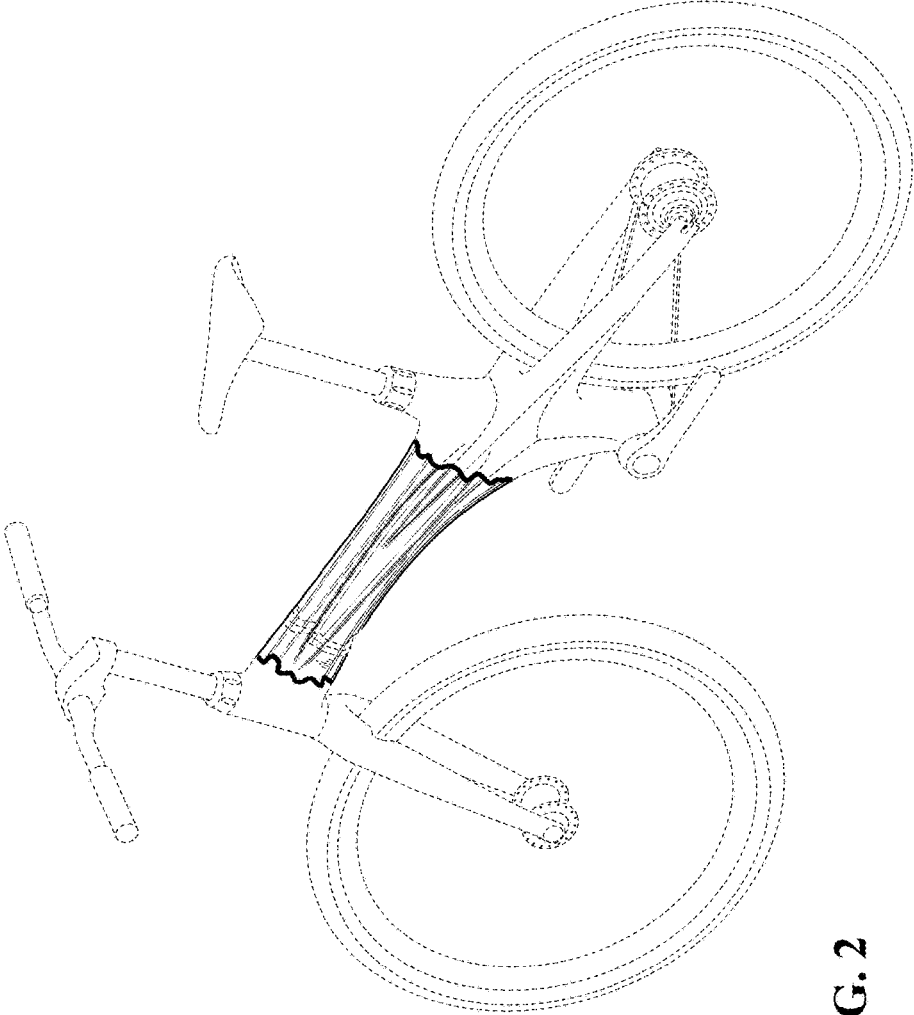


FIG. 2

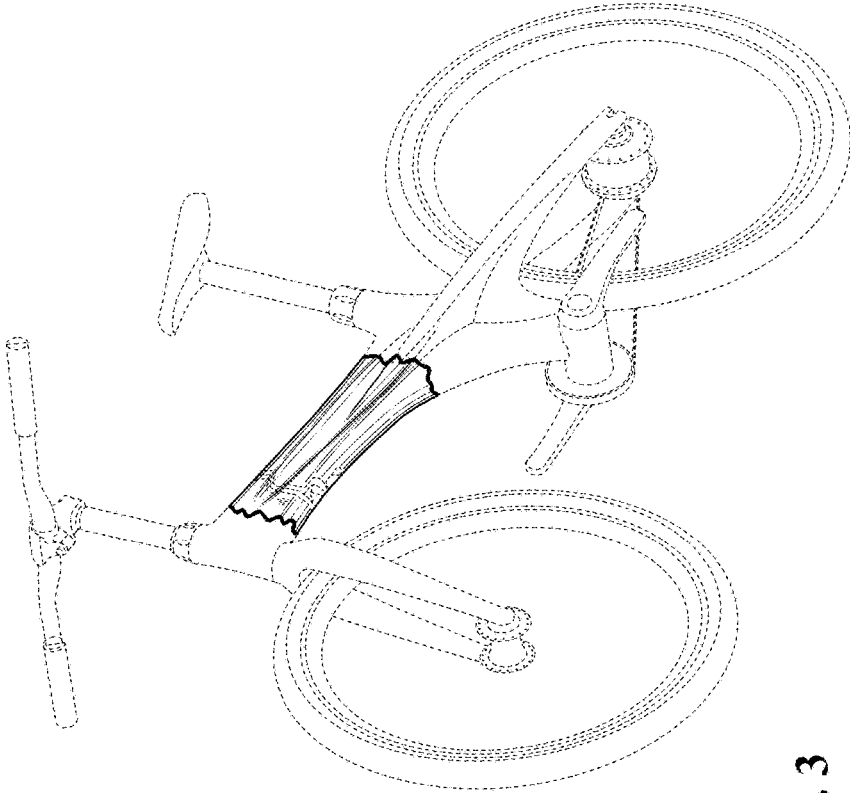


FIG. 3

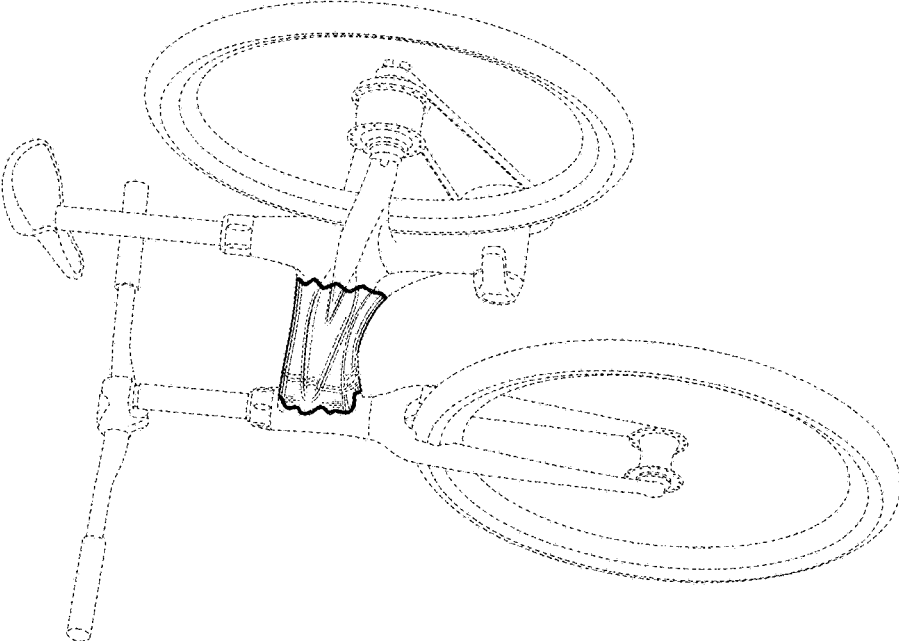


FIG. 4

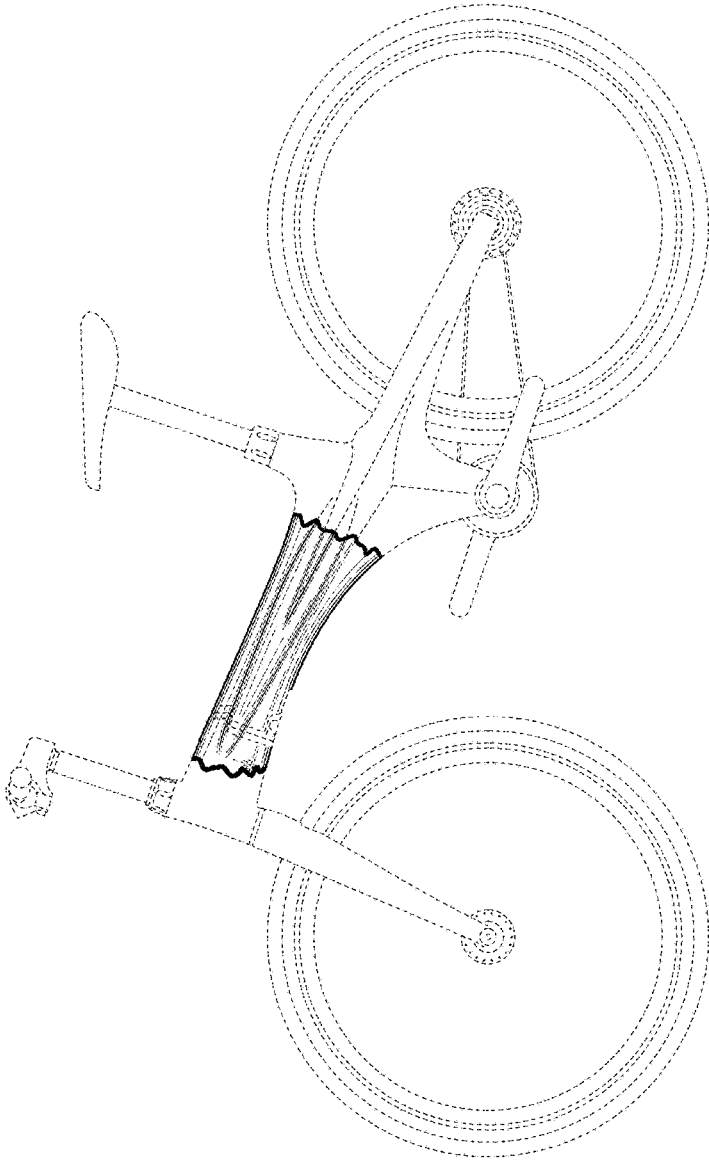


FIG. 5

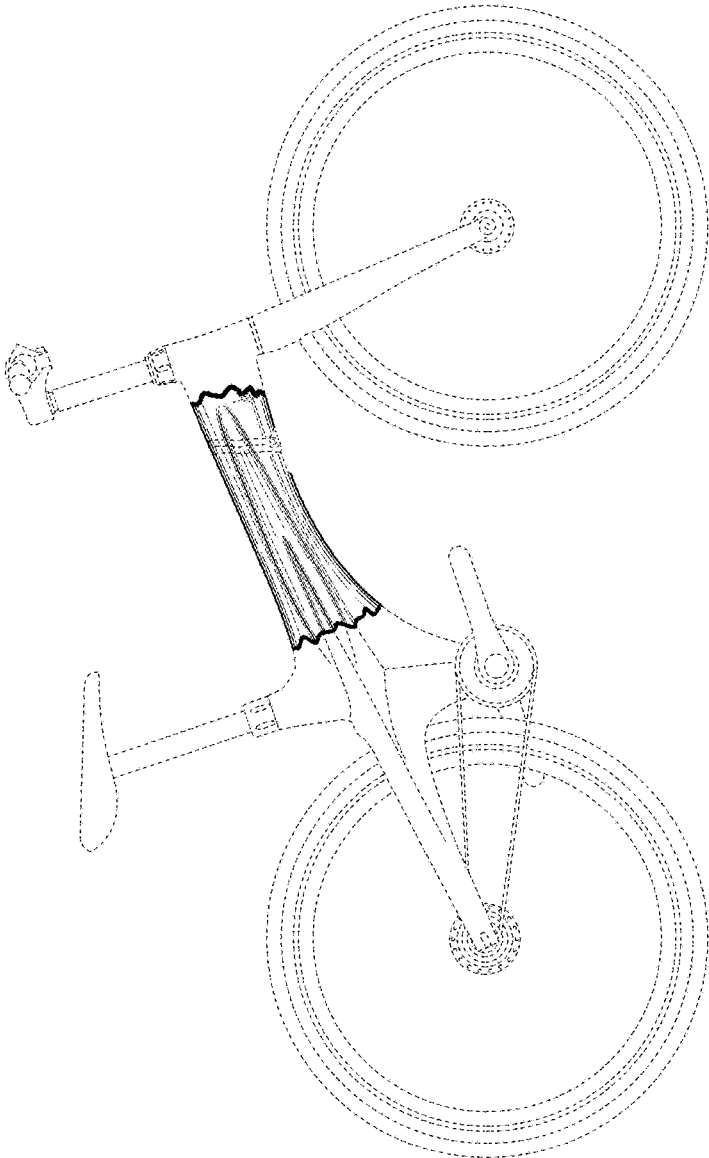


FIG. 6

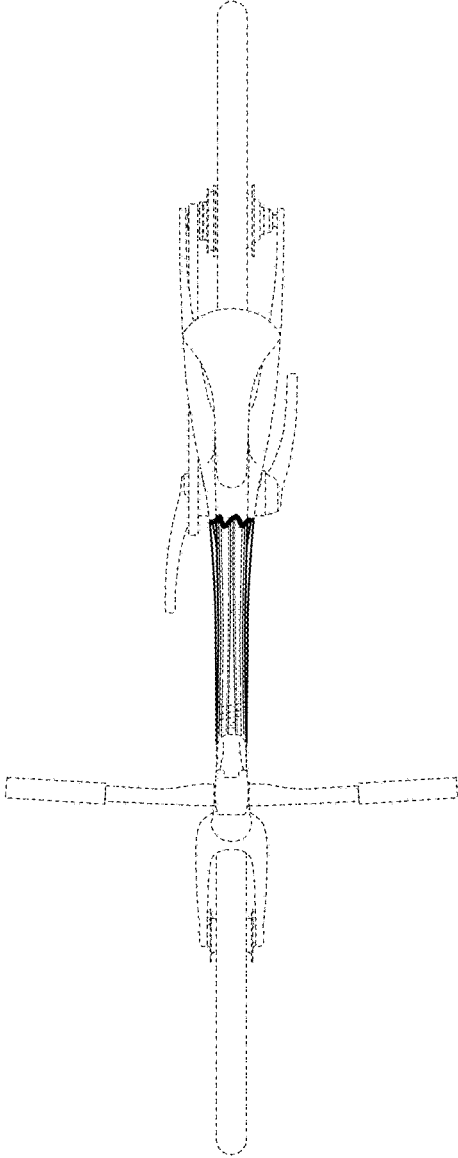


FIG. 7

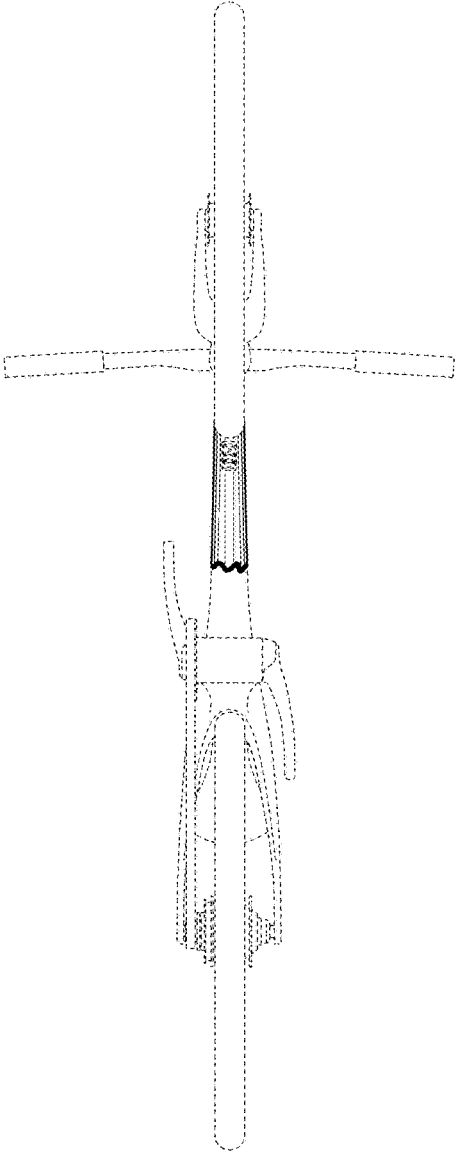


FIG. 8

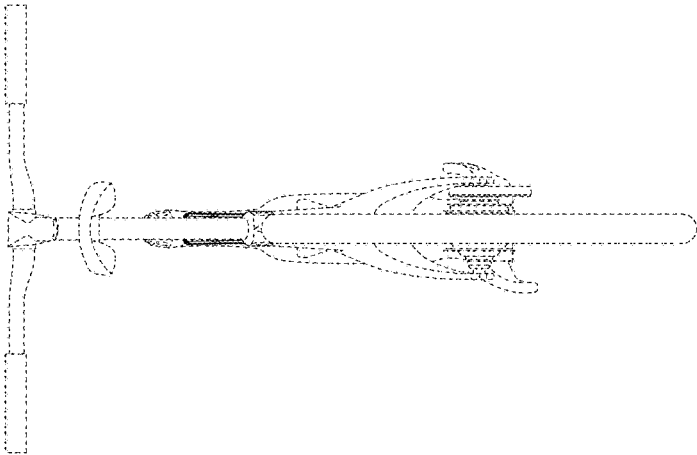


FIG. 9

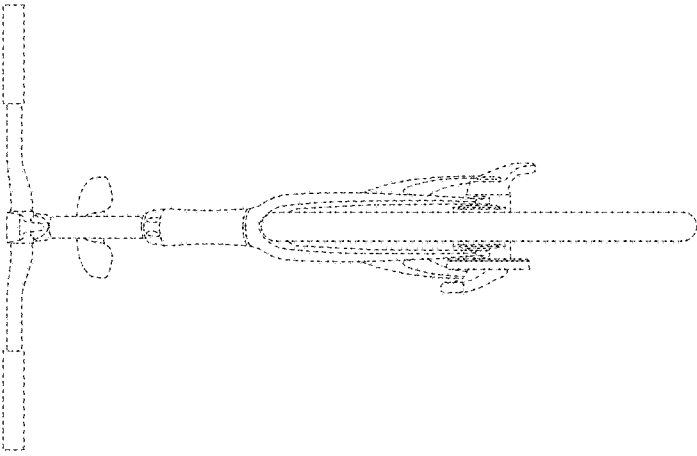


FIG. 10