



US00D844493S

(12) **United States Design Patent**
Song et al.

(10) **Patent No.:** **US D844,493 S**

(45) **Date of Patent:** **** Apr. 2, 2019**

(54) **BICYCLE FRAME**

(71) Applicant: **NINEBOT(BEIJING)TECH. CO., LTD**, Beijing (CN)

(72) Inventors: **Xinyu Song**, Beijing (CN); **Lei Liu**, Beijing (CN); **Lufeng Gao**, Beijing (CN)

(73) Assignee: **NINEBOT(BEIJING)TECH. CO., LTD**, Beijing (CN)

(**) Term: **15 Years**

(21) Appl. No.: **35/504,110**

(22) Filed: **Aug. 11, 2017**

(80) **Hague Agreement Data**
 Int. Filing Date: **Aug. 11, 2017**
 Int. Reg. No.: **DM/098619**
 Int. Reg. Date: **Aug. 11, 2017**
 Int. Reg. Pub. Date: **Dec. 8, 2017**

(30) **Foreign Application Priority Data**
 Aug. 7, 2017 (CN) 2017 3 0356254

(51) **LOC (11) Cl.** **12-11**

(52) **U.S. Cl.**
 USPC **D12/111**

(58) **Field of Classification Search**
 USPC D12/111, 117; D21/412, 414, 419, D21/423-428, 431-435
 CPC B62K 3/00; B62K 3/02; B62K 3/06
 See application file for complete search history.

(56) **References Cited**
 U.S. PATENT DOCUMENTS
 D512,664 S * 12/2005 Schreier D12/111
 D695,847 S * 12/2013 Liu D12/111

D725,553 S * 3/2015 Lawson D12/111
 D735,619 S * 8/2015 Lawson D12/111
 D735,620 S * 8/2015 Pape B62K 9/00
 D12/111
 D780,071 S * 2/2017 Teal D12/111
 D800,024 S * 10/2017 Vital Huici D12/111
 D803,728 S * 11/2017 Kamler D12/111
 D828,786 S * 9/2018 Baker D12/111
 2014/0265406 A1* 9/2014 Huber B62K 19/36
 296/29
 2015/0001828 A1* 1/2015 Silva B62K 3/06
 280/259
 2015/0321719 A1* 11/2015 Schmidt B62K 3/02
 280/261
 2017/0101152 A1* 4/2017 Pedretti B62K 13/08

* cited by examiner

Primary Examiner — Darlington Ly
 (74) *Attorney, Agent, or Firm* — Margaret Polson; Polson Intellectual Property Law, PC

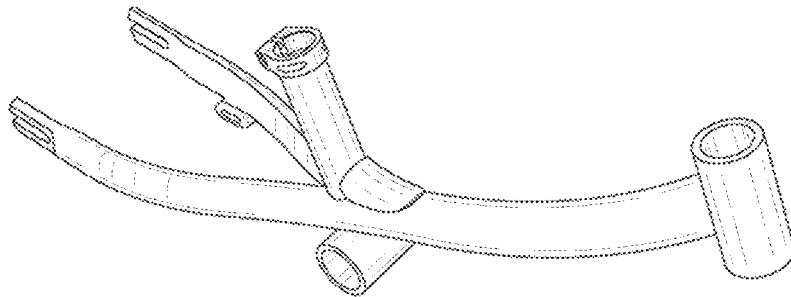
(57) **CLAIM**

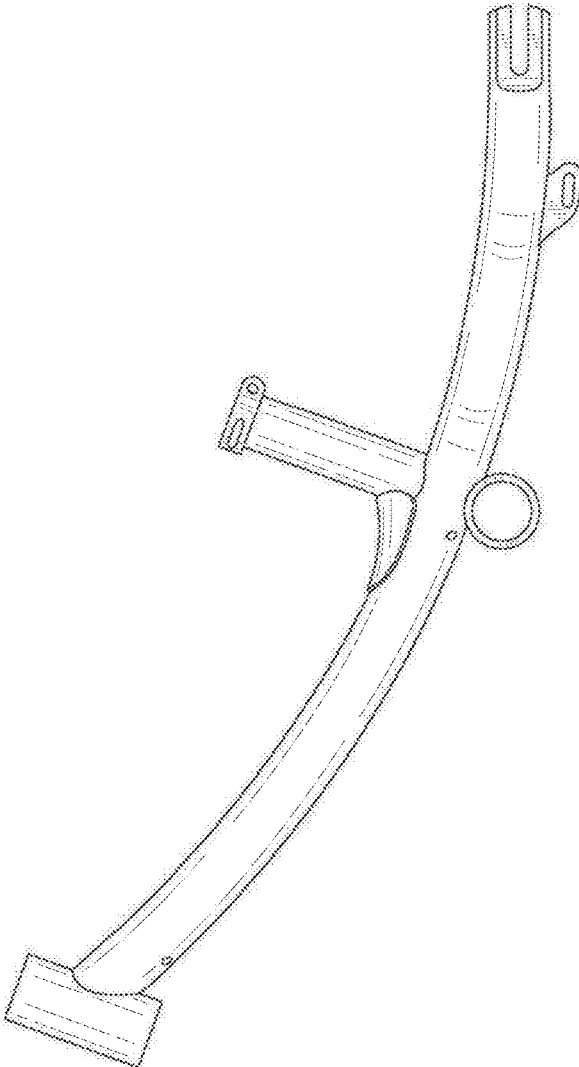
The ornamental design for a bicycle frame, as shown and described.

DESCRIPTION

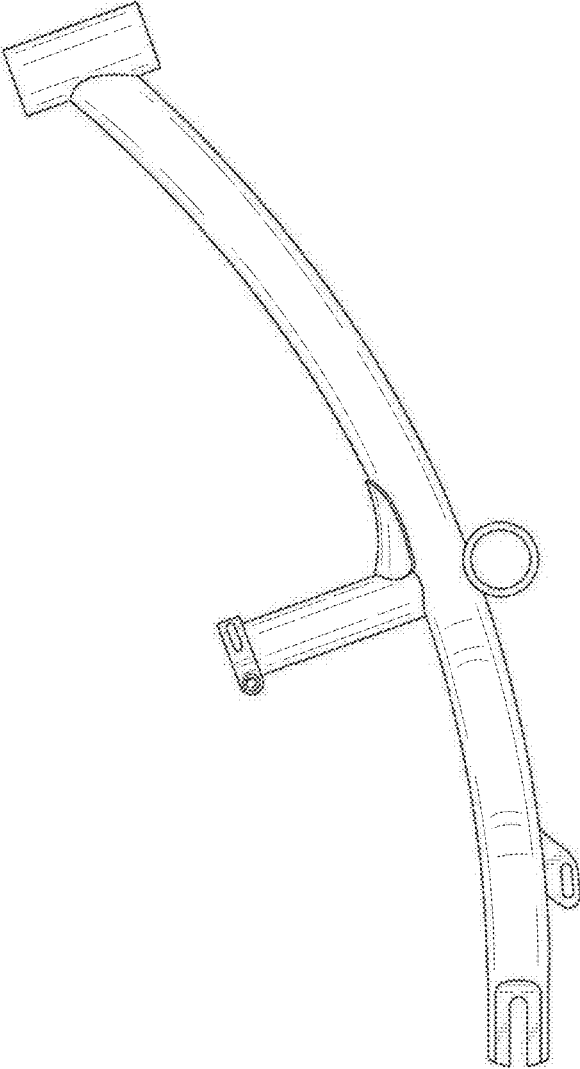
1. Bicycle frame
1.1 is a front elevation view of a bicycle frame showing our new design;
1.2 is a rear elevation view thereof;
1.3 is a left side elevation view thereof;
1.4 is a right side elevation view thereof;
1.5 is a top plan view thereof;
1.6 is a bottom plan view thereof; and
1.7 is a perspective view thereof.

1 Claim, 7 Drawing Sheets

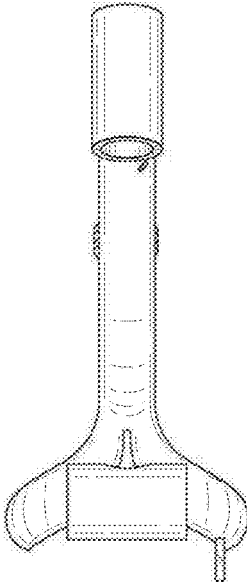




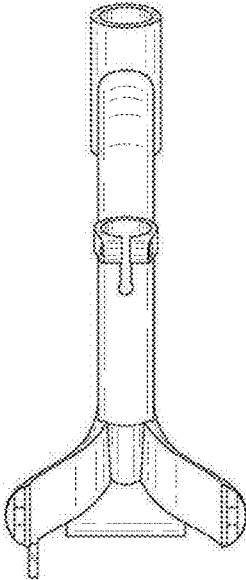
1.1



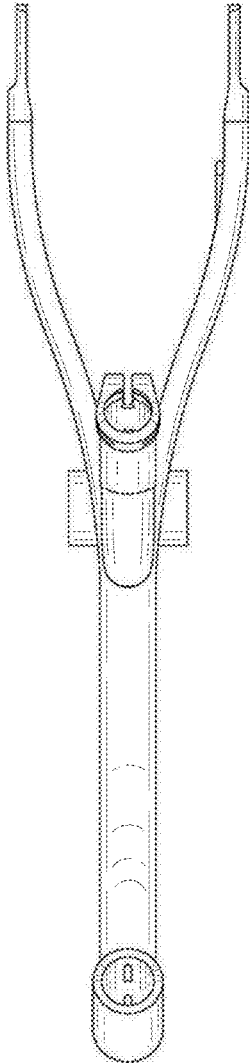
1.2



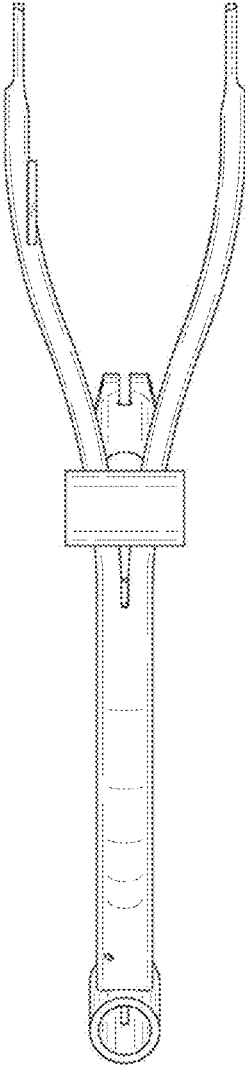
1.3



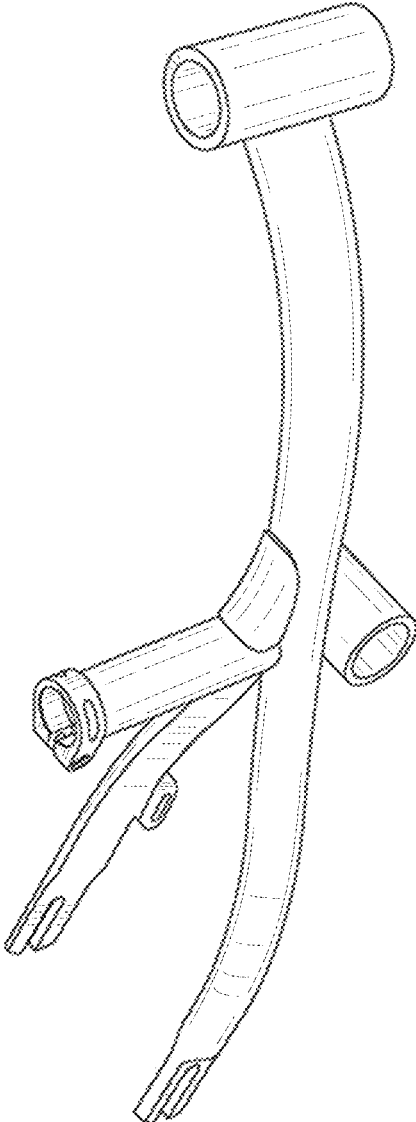
1.4



1.5



1.6



1.7