



US00D854226S

(12) **United States Design Patent**
Lin

(10) **Patent No.:** **US D854,226 S**

(45) **Date of Patent:** **** Jul. 16, 2019**

- (54) **PROJECTION LAMP**
- (71) Applicant: **Muchun Lin**, GuangDong (CN)
- (72) Inventor: **Muchun Lin**, GuangDong (CN)
- (**) Term: **15 Years**
- (21) Appl. No.: **29/609,797**
- (22) Filed: **Jul. 5, 2017**
- (51) **LOC (11) Cl.** **26-03**
- (52) **U.S. Cl.**
USPC **D26/104; D26/110**
- (58) **Field of Classification Search**
USPC D26/1, 4, 24, 27, 51, 93, 94, 104, 106,
D26/110; D11/131, 157, 184, 121, 125
CPC .. A63H 13/00; F21S 6/00; F21S 6/002; F21S
10/00; F21S 10/06; F21V 3/00; F21V
3/0418; F21V 15/00; F21V 21/02; F21V
31/00; F21W 2121/00; F21W 2131/30
See application file for complete search history.

- 4,961,276 A * 10/1990 Lin A63H 13/00
40/410
- D393,016 S * 3/1998 Young D11/131
- D757,988 S * 5/2016 Chang D26/104
- D786,485 S * 5/2017 Amato D26/106
- D829,961 S * 10/2018 Lin D26/104

* cited by examiner

Primary Examiner — Brian N. Vinson

(74) *Attorney, Agent, or Firm* — Justin Lampel

(57) **CLAIM**

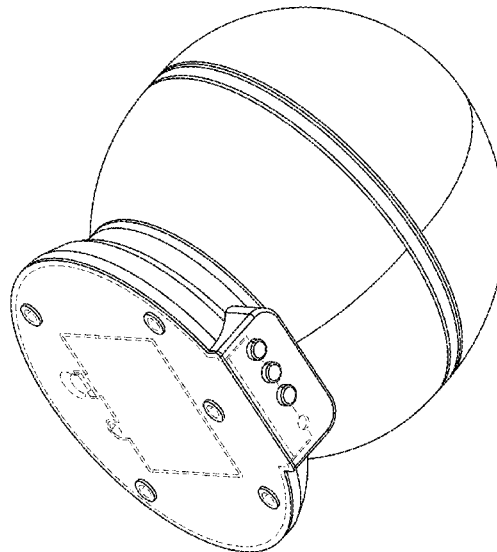
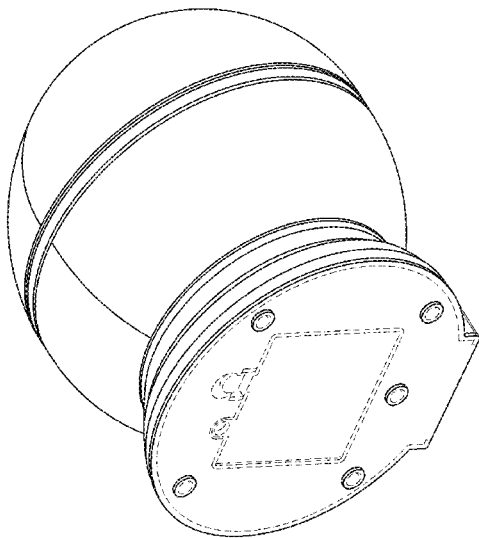
The ornamental design for a projection lamp, as shown and described.

DESCRIPTION

FIG. 1 is a bottom, rear, and left side perspective view of a projection lamp showing my new design;
 FIG. 2 is a bottom, front, and left side perspective view thereof;
 FIG. 3 is a bottom, rear, and left side perspective view thereof with the battery cover omitted;
 FIG. 4 is a bottom plan view thereof;
 FIG. 5 is a top plan view thereof;
 FIG. 6 is a left side elevational view thereof;
 FIG. 7 is a right side elevational view thereof;
 FIG. 8 is a front elevational view thereof; and,
 FIG. 9 is a rear elevational view thereof.
 The broken lines in the drawings illustrate portions of the projection lamp that form no part of the claimed design.

1 Claim, 9 Drawing Sheets

- (56) **References Cited**
U.S. PATENT DOCUMENTS
3,634,679 A * 1/1972 Krzyston F21S 10/06
362/281
D302,867 S * 8/1989 Dennis D26/110



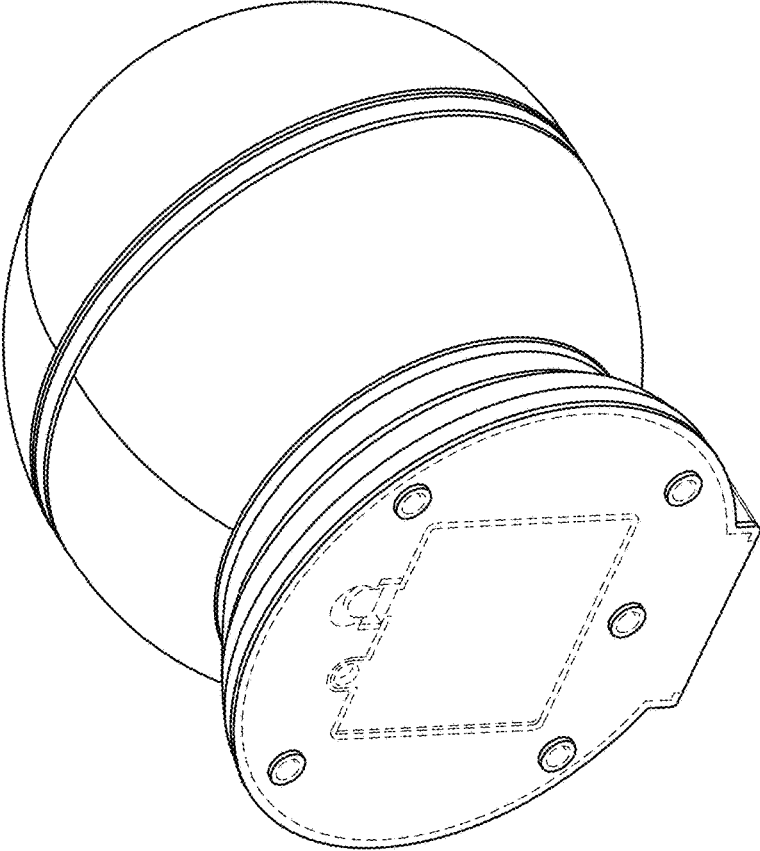


FIG. 1

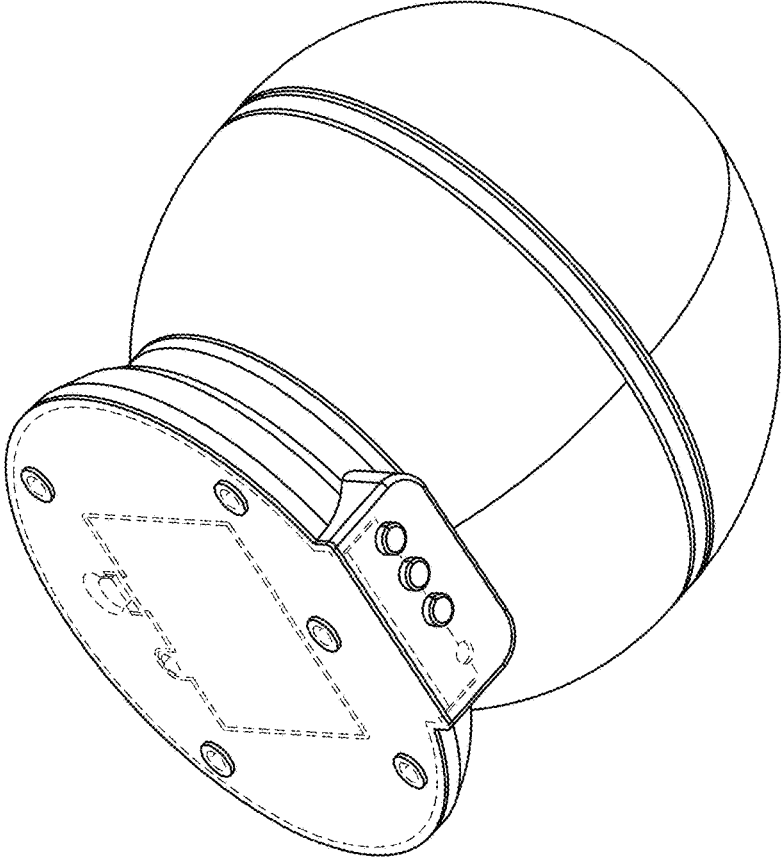


FIG. 2

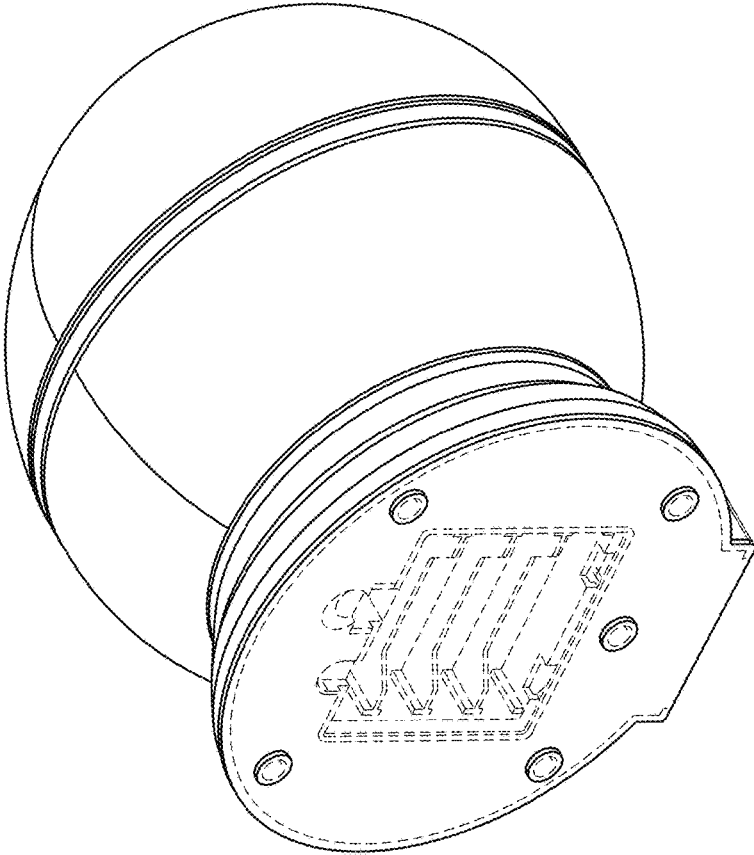


FIG. 3

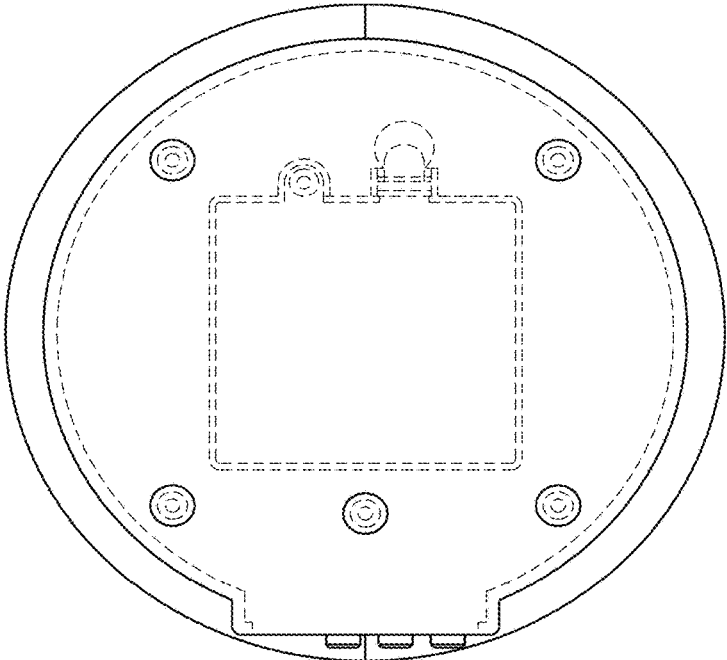


FIG. 4

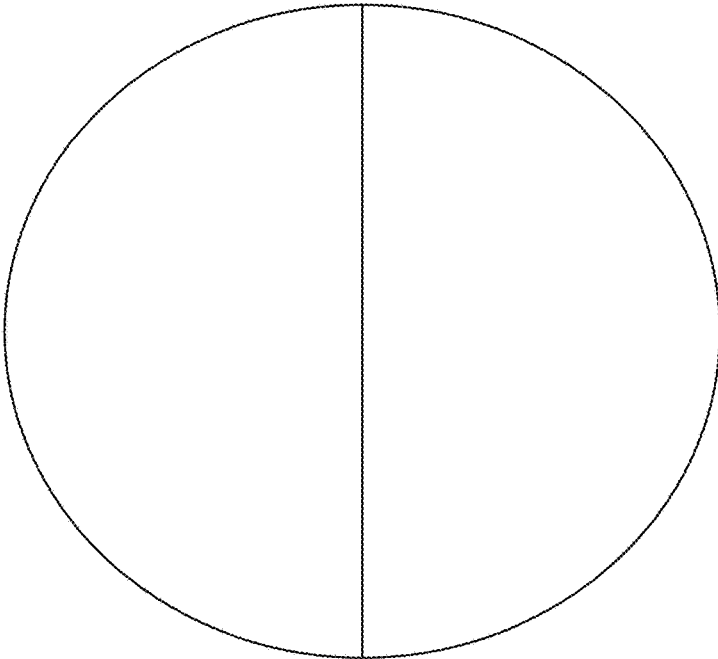


FIG. 5

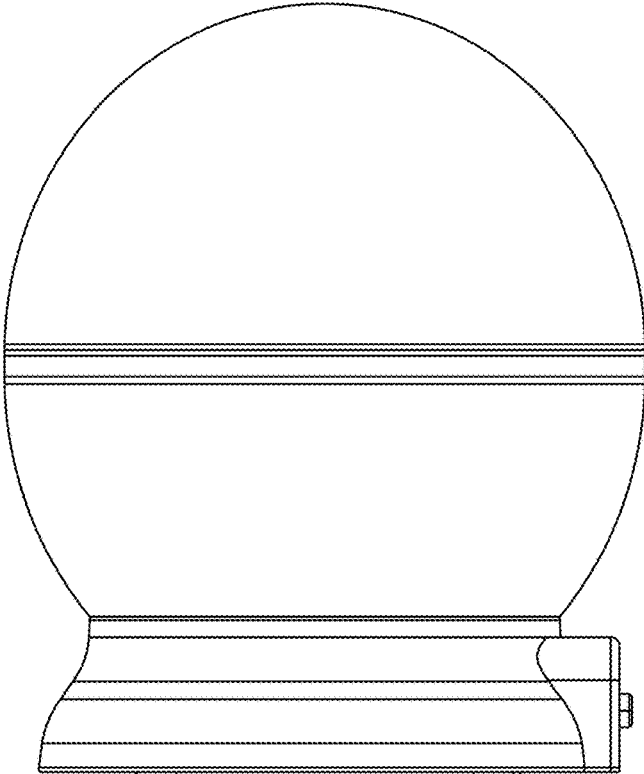


FIG. 6

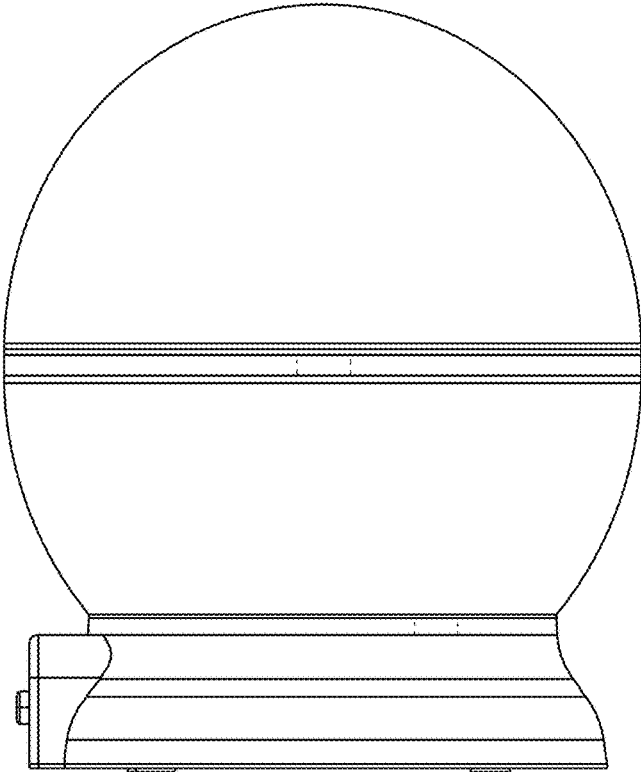


FIG. 7

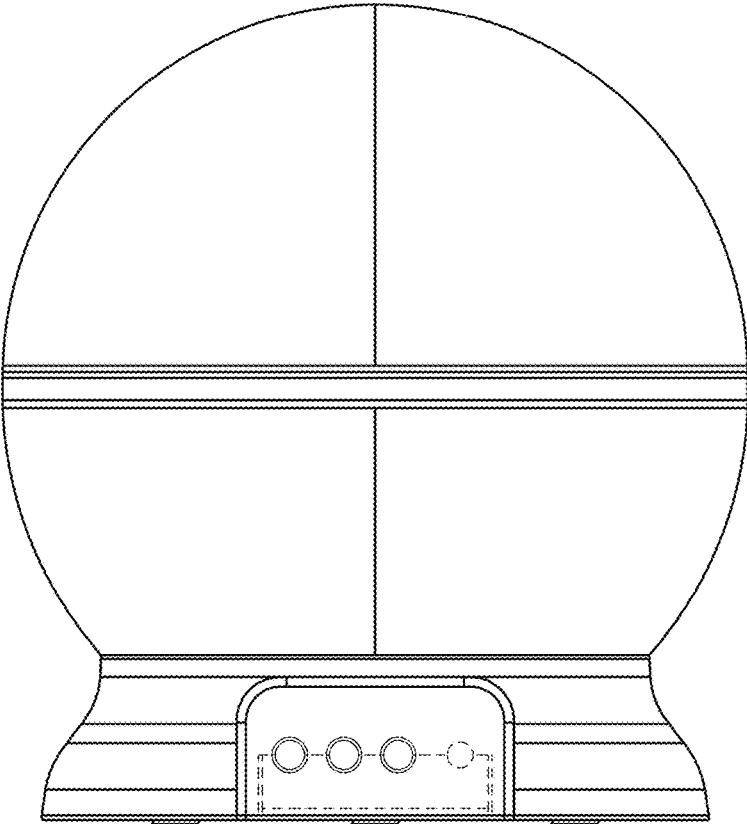


FIG. 8

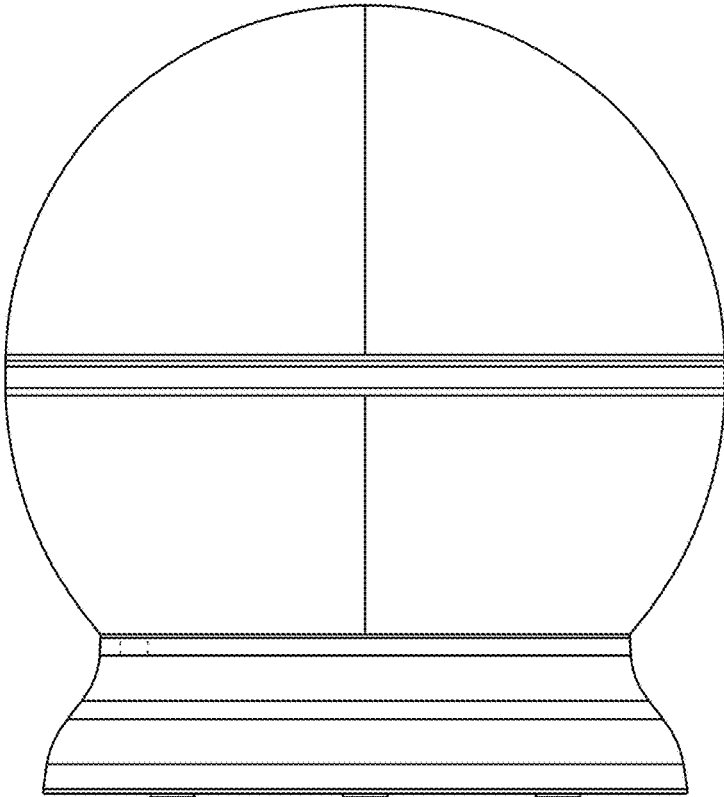


FIG. 9