



US00D803021S

(12) **United States Design Patent**  
**Wu**

(10) **Patent No.:** **US D803,021 S**

(45) **Date of Patent:** **\*\* Nov. 21, 2017**

- (54) **PLIERS**
- (71) Applicant: **Ming Chieh Wu**, Taichung (TW)
- (72) Inventor: **Ming Chieh Wu**, Taichung (TW)
- (\*\*) Term: **15 Years**
- (21) Appl. No.: **29/585,212**
- (22) Filed: **Nov. 22, 2016**

**Related U.S. Application Data**

- (63) Continuation-in-part of application No. 29/534,583, filed on Jul. 30, 2015.
- (51) **LOC (10) Cl.** ..... **08-05**
- (52) **U.S. Cl.**  
USPC ..... **D8/52**
- (58) **Field of Classification Search**  
USPC ..... D8/4, 5, 51-60  
CPC .. B25B 7/123; B25B 7/12; B25B 7/10; B25B 7/02; B25B 7/14; B25B 7/16; B25B 7/04  
See application file for complete search history.

(56) **References Cited**

**U.S. PATENT DOCUMENTS**

893,831	A	7/1908	Adams	
1,286,314	A	12/1918	Hertle	
1,713,239	A	5/1929	Parkhurst	
2,419,270	A	4/1947	Linnartz	
2,542,674	A	2/1951	Hill	
2,581,978	A	1/1952	Spring	
2,594,794	A	4/1952	Mull	
2,711,663	A	6/1955	Petersen	
2,853,910	A	9/1958	Petersen	
3,030,830	A	4/1962	Reyner	
3,220,721	A	11/1965	Wahli	
3,222,055	A	12/1965	Cook	
D261,096	S *	10/1981	Petersen	..... D8/22
4,297,756	A	11/1981	Lance	

4,546,680	A	10/1985	Petersen	
4,669,341	A	6/1987	Small	
4,797,965	A	1/1989	Mazzone	
4,824,085	A	4/1989	Buchler	
4,884,479	A	12/1989	Mazzone	
5,233,893	A	8/1993	Schmidt	
5,351,585	A	10/1994	Leseberg	
5,435,214	A	7/1995	Sisson	
5,984,272	A	11/1999	Crider	
D426,440	S	6/2000	Torres	
6,199,458	B1	3/2001	Wrigley	
6,279,433	B1	8/2001	Chervenak	
D470,373	S	2/2003	Ferreria	
6,591,719	B1 *	7/2003	Poole	..... B25B 7/123 81/370
6,626,070	B2 *	9/2003	Peperkorn	..... B25B 7/123 81/369
7,086,312	B1	8/2006	Tortolani	
D531,002	S	10/2006	L'Ecuyer	
7,861,622	B2	1/2011	Chervenak	
D635,427	S *	4/2011	Chervenak	..... D8/52
D635,428	S *	4/2011	Lucus	..... D8/52

(Continued)

*Primary Examiner* — Deanna L Pratt  
(74) *Attorney, Agent, or Firm* — Alan D. Kamrath;  
Kamrath IP Lawfirm, P.A.

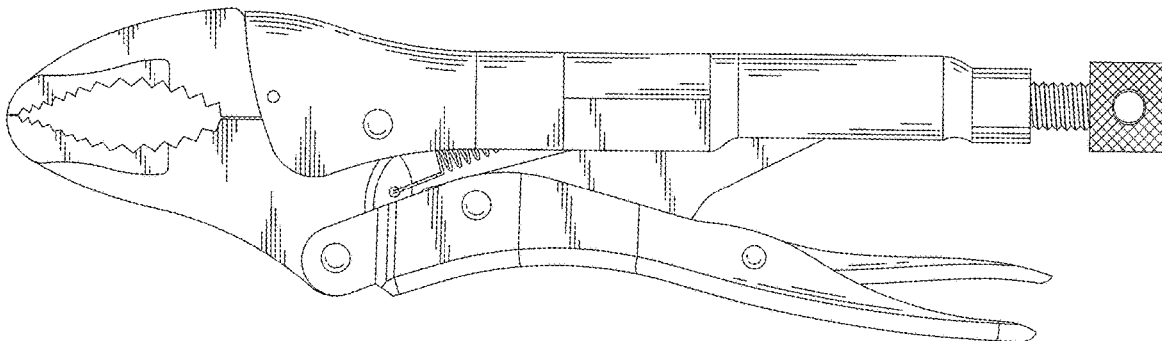
(57) **CLAIM**

The ornamental design for pliers, as shown and described.

**DESCRIPTION**

FIG. 1 is a perspective view of a pliers showing my new design;  
FIG. 2 is a front view thereof;  
FIG. 3 is a rear view thereof;  
FIG. 4 is a left view thereof;  
FIG. 5 is a right view thereof;  
FIG. 6 is a top view thereof; and,  
FIG. 7 is a bottom view thereof.

**1 Claim, 7 Drawing Sheets**



(56)

**References Cited**

U.S. PATENT DOCUMENTS

D653,092	S	1/2012	Carra	
8,919,229	B1 *	12/2014	Aldredge	..... B25B 7/123 81/367
8,950,299	B2 *	2/2015	Wu	..... B25B 7/123 81/318
9,027,447	B2 *	5/2015	Cripps	..... B25B 7/123 81/319
9,216,494	B2	12/2015	Lai	
D782,891	S *	4/2017	Hyma	..... D8/52
2006/0107814	A1	5/2006	Thompson	
2013/0047794	A1 *	2/2013	Huang	..... B25B 7/123 81/319
2013/0239759	A1 *	9/2013	Huang	..... B25B 7/123 81/370

\* cited by examiner

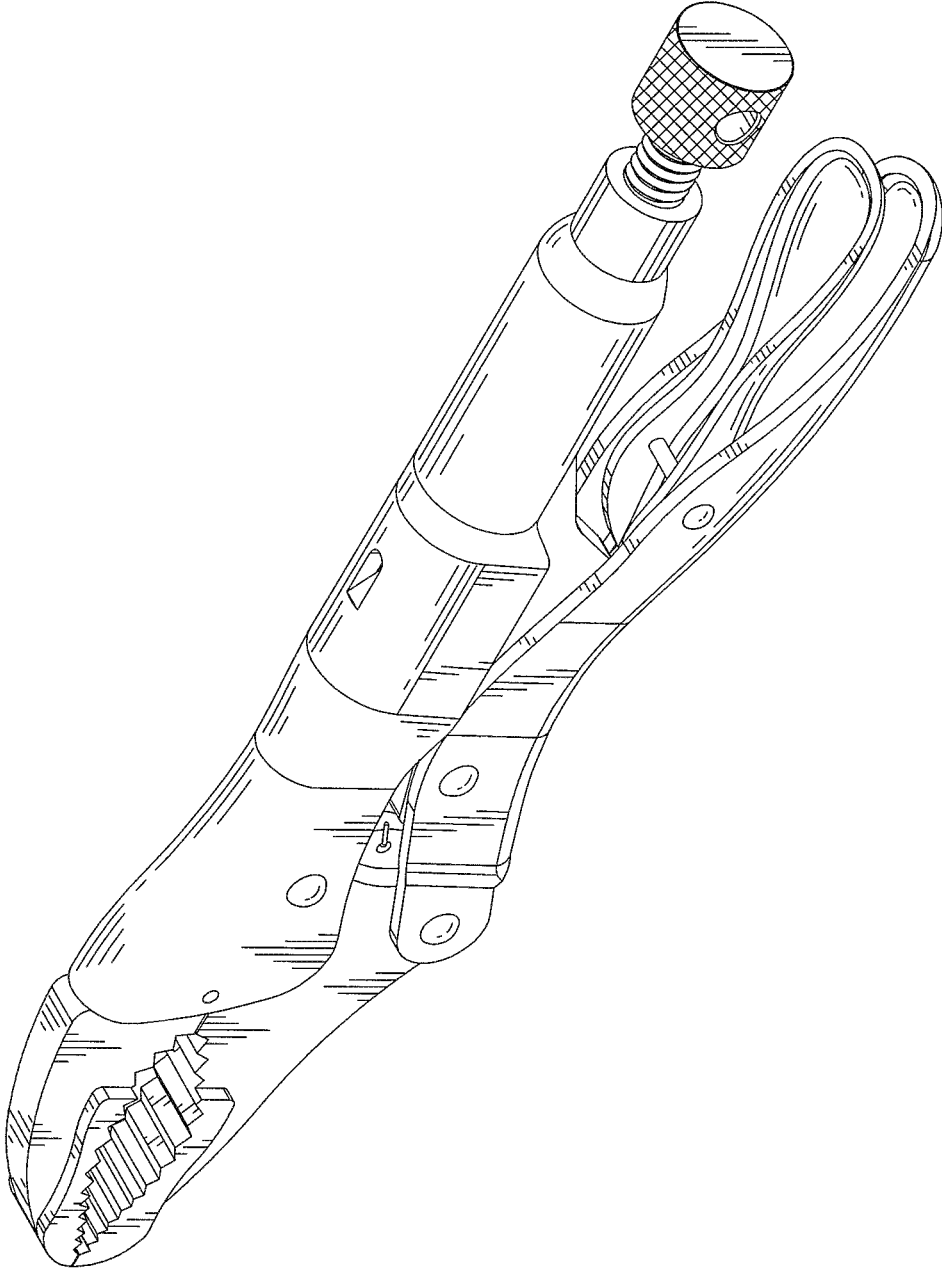


FIG. 1

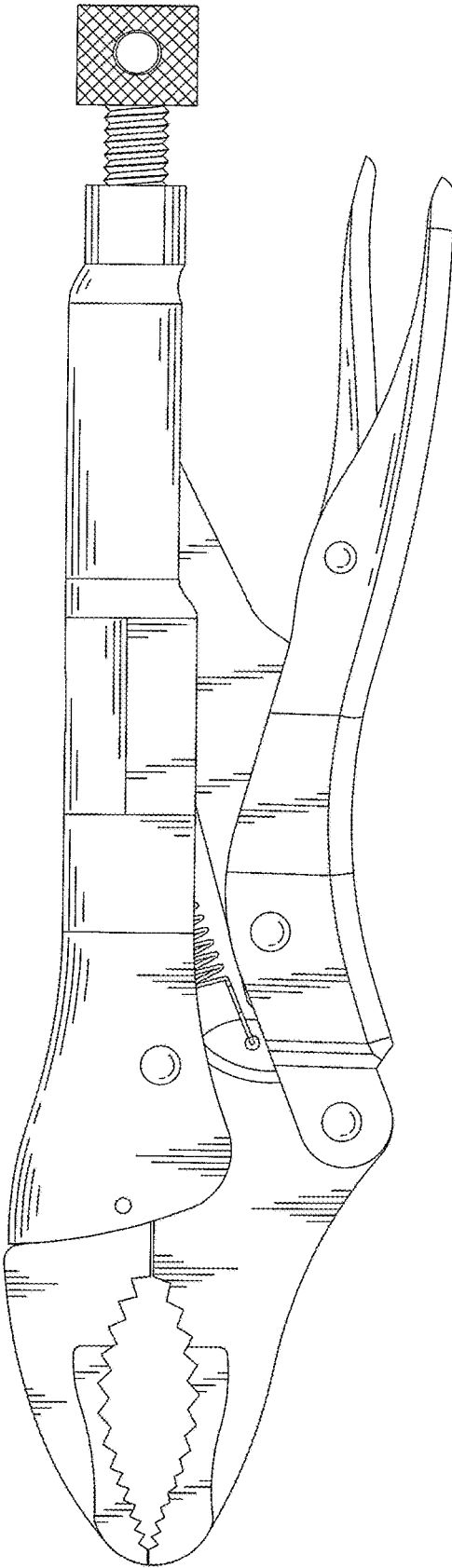


FIG. 2

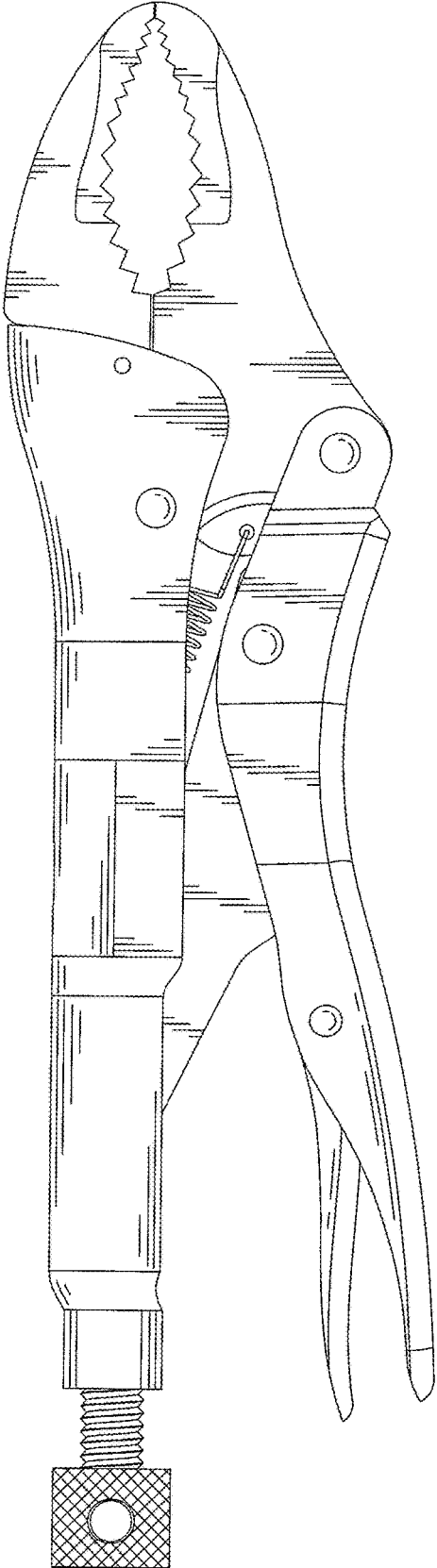


FIG. 3

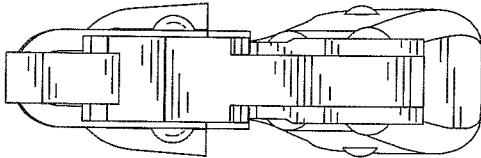


FIG. 4

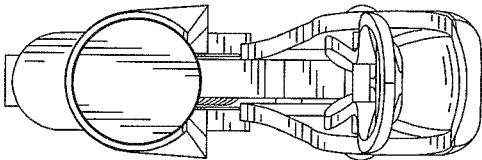


FIG. 5

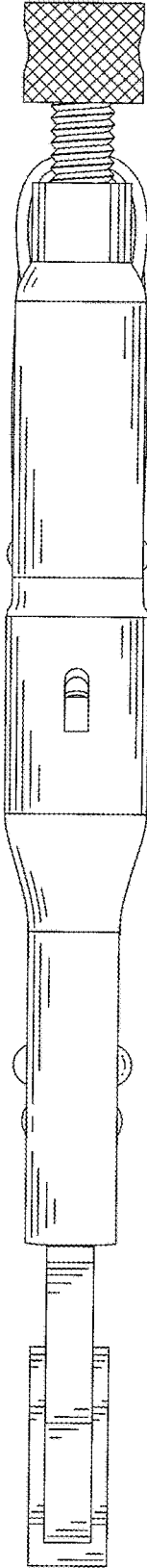


FIG. 6



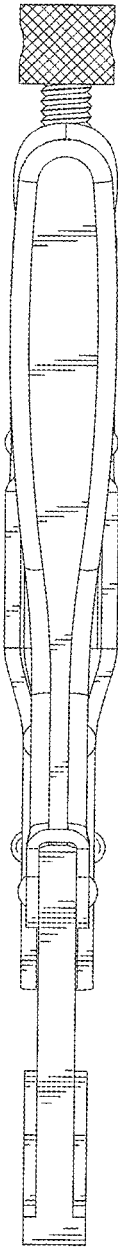


FIG. 7