



US00D809360S

(12) **United States Design Patent**
Wu

(10) **Patent No.:** **US D809,360 S**

(45) **Date of Patent:** **** Feb. 6, 2018**

(54) **PLIERS**

D775,917 S * 1/2017 Wu D8/52

* cited by examiner

(71) Applicant: **Gong Maw Enterprise Co., Ltd.**,
Taichung (TW)

Primary Examiner — Deanna L Pratt

(72) Inventor: **Ming Chieh Wu**, Taichung (TW)

(74) *Attorney, Agent, or Firm* — Alan D. Kamrath;
Kamrath IP Lawfirm, P.A.

(73) Assignee: **Gong Maw Enterprise Co., Ltd.**,
Taichung (TW)

(**) Term: **15 Years**

(57) **CLAIM**

(21) Appl. No.: **29/587,357**

The ornamental design for pliers, as shown and described.

(22) Filed: **Dec. 13, 2016**

(51) **LOC (11) Cl.** **08-05**

(52) **U.S. Cl.**

USPC **D8/52**

(58) **Field of Classification Search**

USPC D8/4, 5, 51–60, 105, 107

CPC B25B 7/00; B25B 7/02; B25B 7/10; Y10T

16/476

See application file for complete search history.

DESCRIPTION

FIG. 1 is a perspective view of pliers showing my new design;

FIG. 2 is a front view thereof;

FIG. 3 is a rear view thereof;

FIG. 4 is a left view thereof;

FIG. 5 is a right view thereof;

FIG. 6 is a top view thereof; and,

FIG. 7 is a bottom view thereof.

The broken lines depict portions of the pliers in which the design is embodied that are not considered part of the claimed design.

(56) **References Cited**

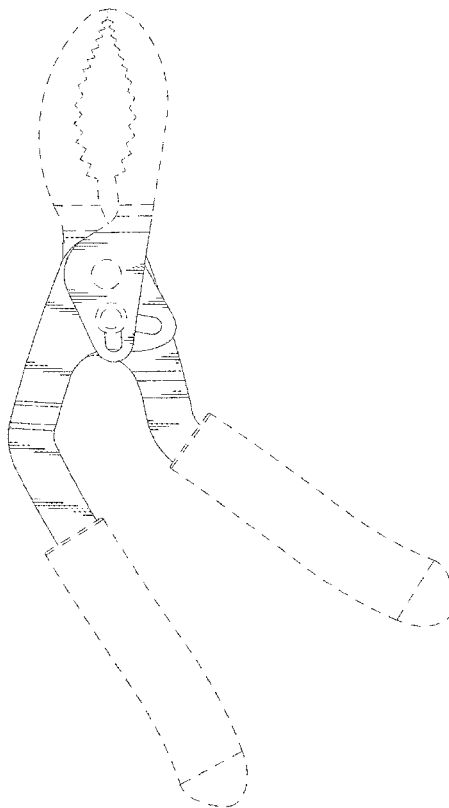
U.S. PATENT DOCUMENTS

2,370,308 A * 2/1945 Hanson B25B 7/06

74/96

D398,510 S * 9/1998 Eggert D8/107

1 Claim, 7 Drawing Sheets



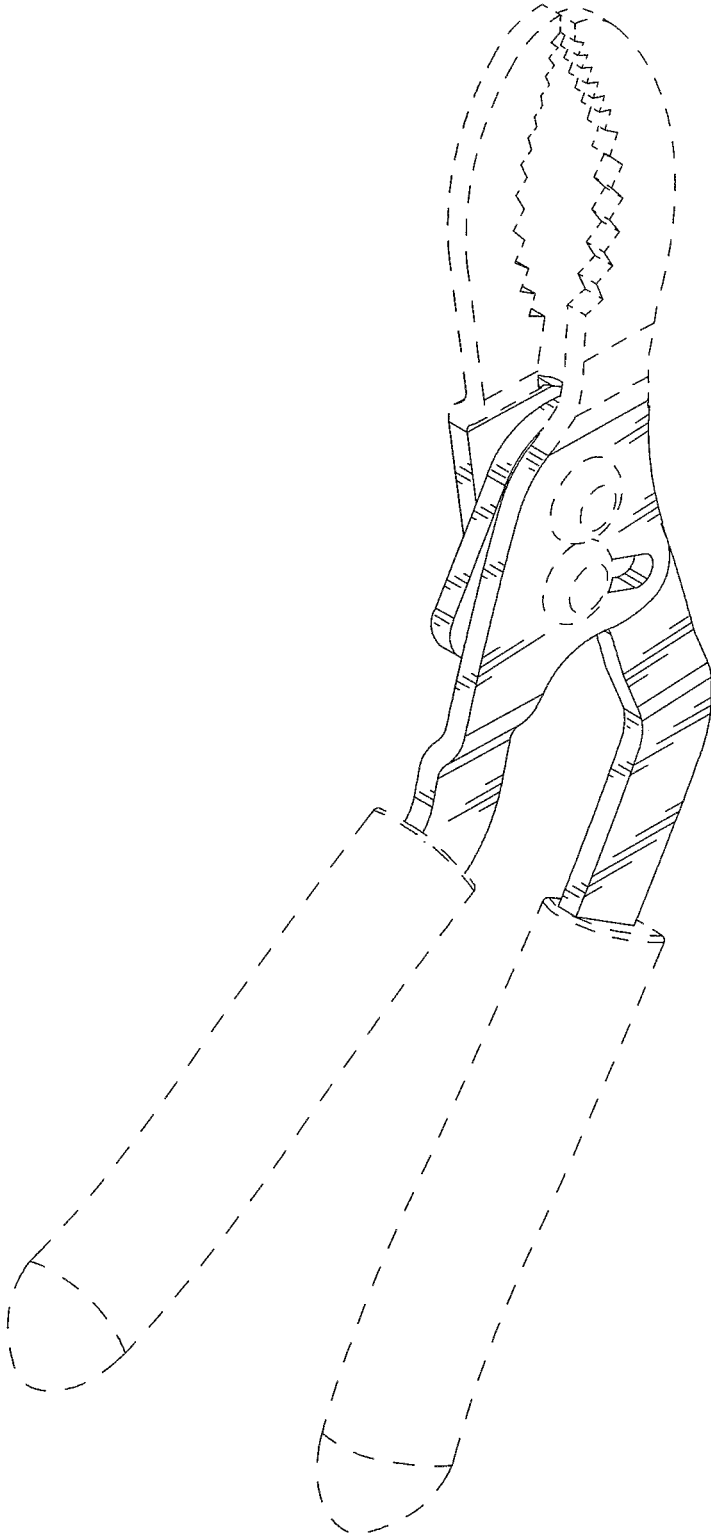


FIG. 1

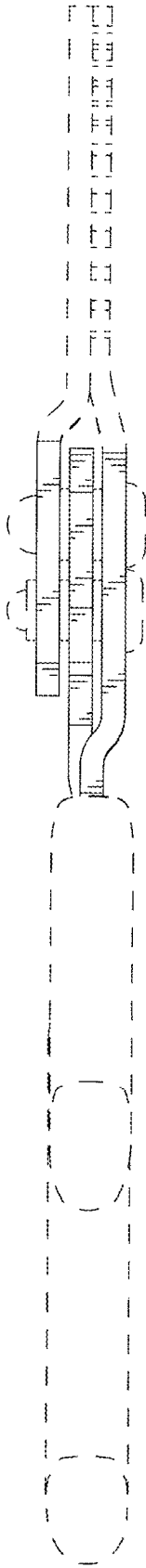


FIG. 2

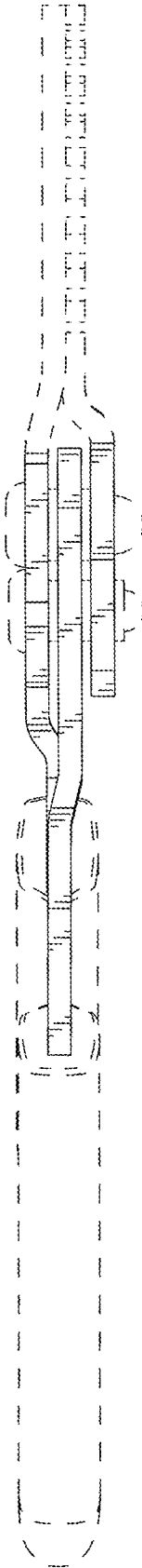


FIG. 3

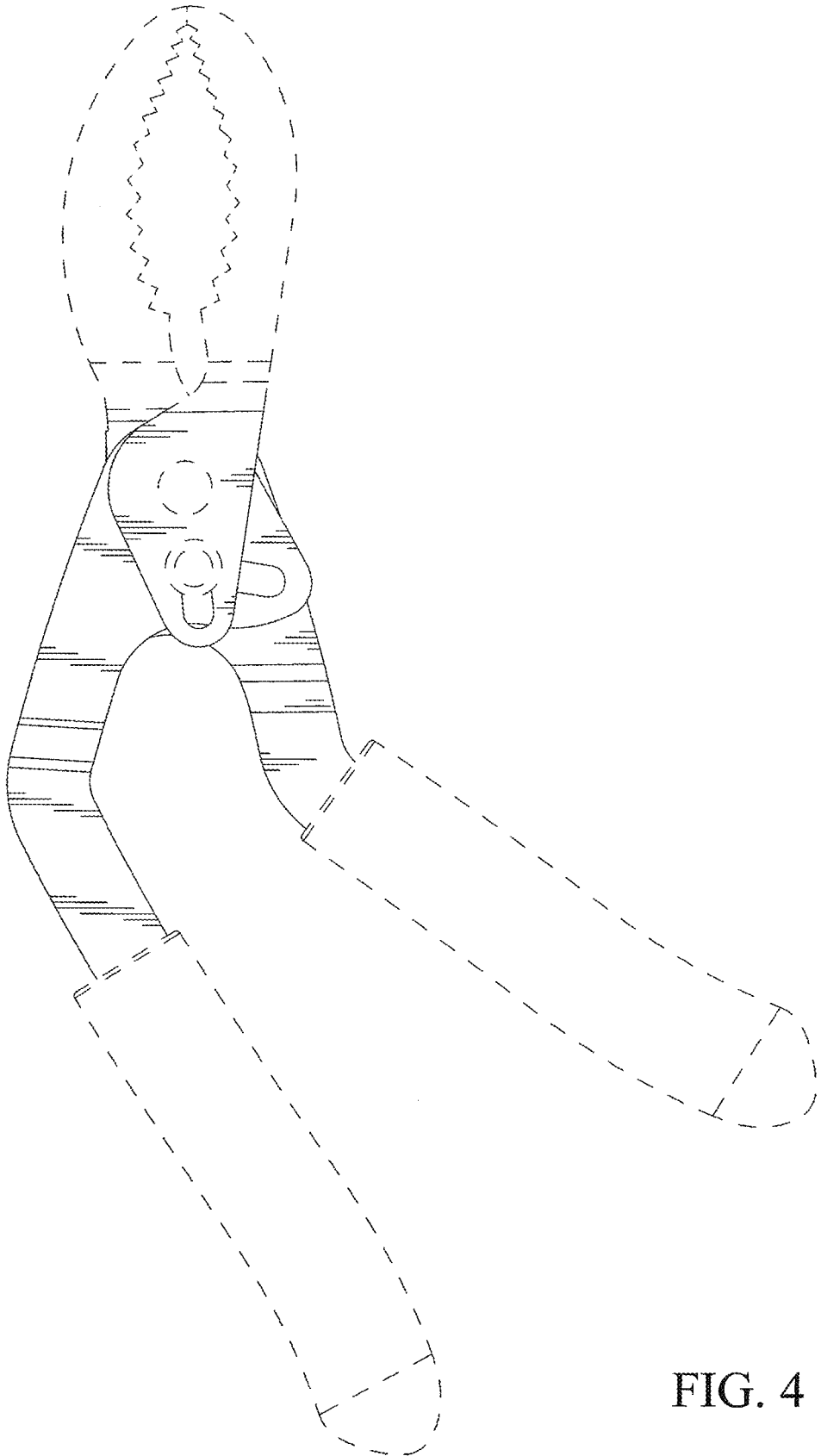


FIG. 4




FIG. 5

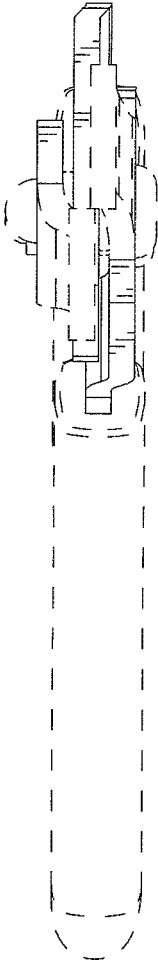


FIG. 6



FIG. 7