



US00D810534S

(12) **United States Design Patent**  
**Liu**

(10) **Patent No.:** **US D810,534 S**

(45) **Date of Patent:** **\*\* Feb. 20, 2018**

(54) **PLIER**  
(71) Applicant: **Chao-Chih Liu**, Taichung (TW)  
(72) Inventor: **Chao-Chih Liu**, Taichung (TW)  
(\*\*) Term: **15 Years**

4,934,222 A \* 6/1990 Rittmann ..... B25B 7/00  
81/415  
D373,294 S \* 9/1996 Eggert ..... D8/107  
D762,433 S \* 8/2016 Yang ..... D28/60  
D771,459 S \* 11/2016 Liu ..... D8/52  
D777,543 S \* 1/2017 Chen ..... D8/52

\* cited by examiner

(21) Appl. No.: **29/597,435**

*Primary Examiner* — Deanna L Pratt

(22) Filed: **Mar. 17, 2017**

(57) **CLAIM**

(51) **LOC (11) Cl.** ..... **08-05**

The ornamental design for a plier, as shown and described.

(52) **U.S. Cl.**

USPC ..... **D8/52**

(58) **Field of Classification Search**

USPC ..... D8/4, 5, 14, 51-58  
CPC .... B25B 7/00; B25B 7/02; B25B 7/22; B26B  
13/12; B26B 13/14  
See application file for complete search history.

**DESCRIPTION**

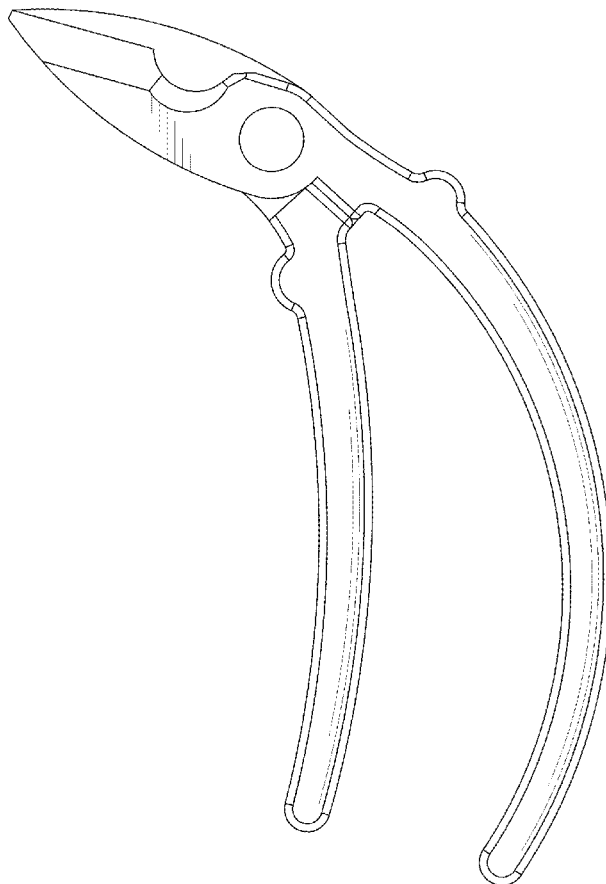
FIG. 1 is a front-right-top perspective view of the plier showing my new design;  
FIG. 2 is a front elevational view thereof;  
FIG. 3 is a rear front elevational view thereof;  
FIG. 4 is a left side elevational view thereof;  
FIG. 5 is a right side elevational view thereof;  
FIG. 6 is a top plan view thereof;  
FIG. 7 is a bottom plan view thereof; and,  
FIG. 8 is another perspective view thereof.

(56) **References Cited**

**U.S. PATENT DOCUMENTS**

D142,867 S \* 11/1945 Johnson, Jr. .... D8/52  
4,753,011 A \* 6/1988 Long ..... B26B 13/00  
30/257

**1 Claim, 7 Drawing Sheets**



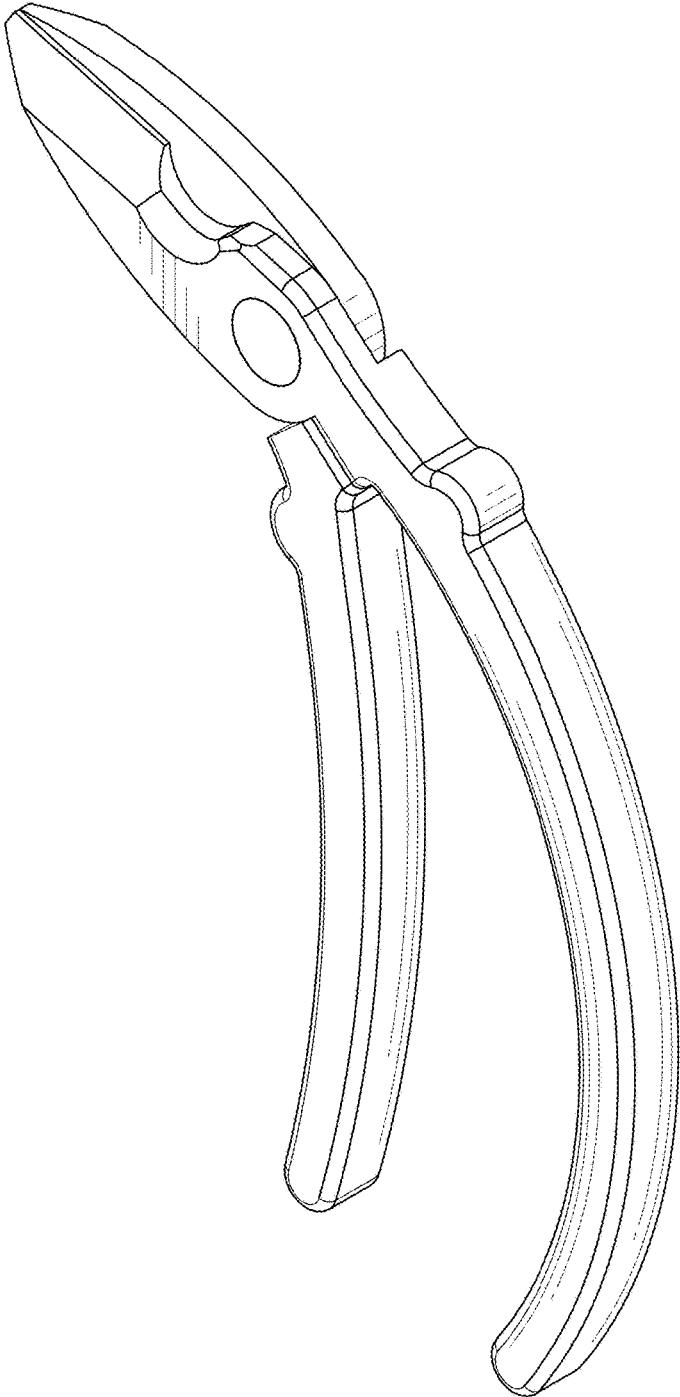


FIG. 1

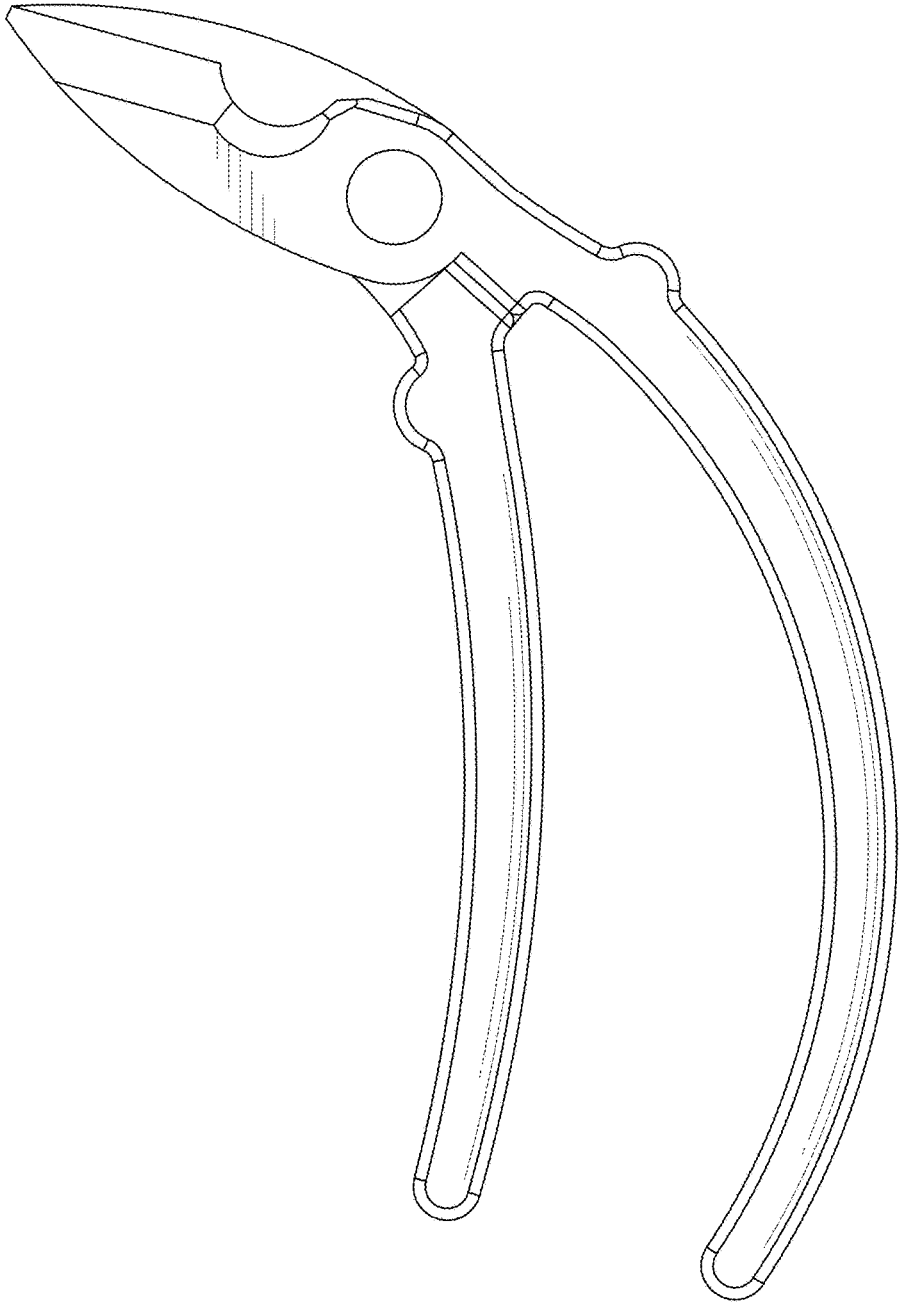


FIG.2

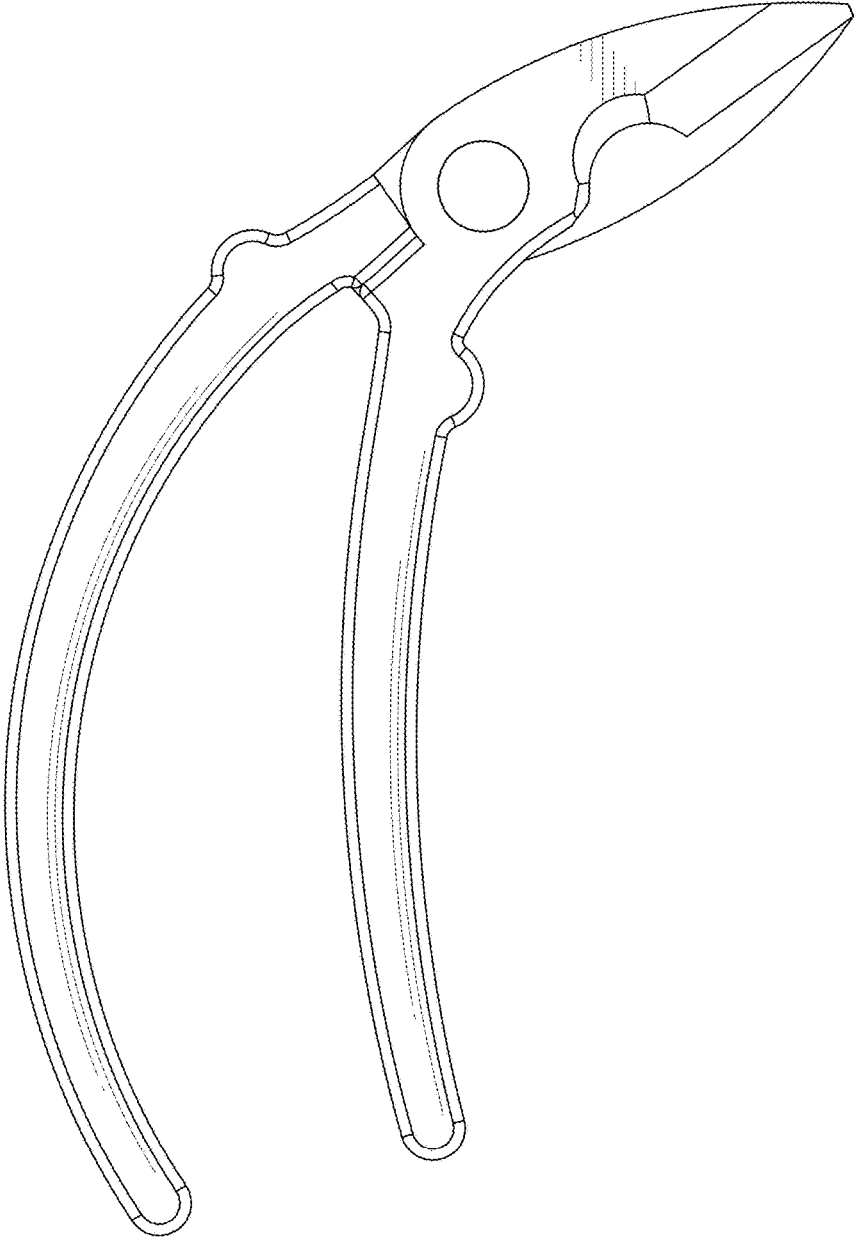


FIG.3



FIG.4



FIG.5

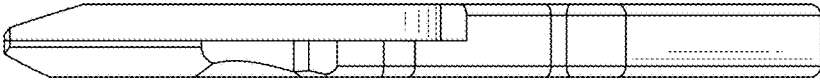


FIG.6

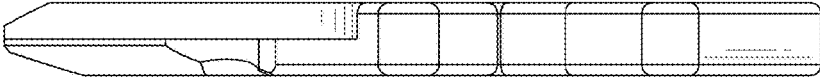


FIG.7

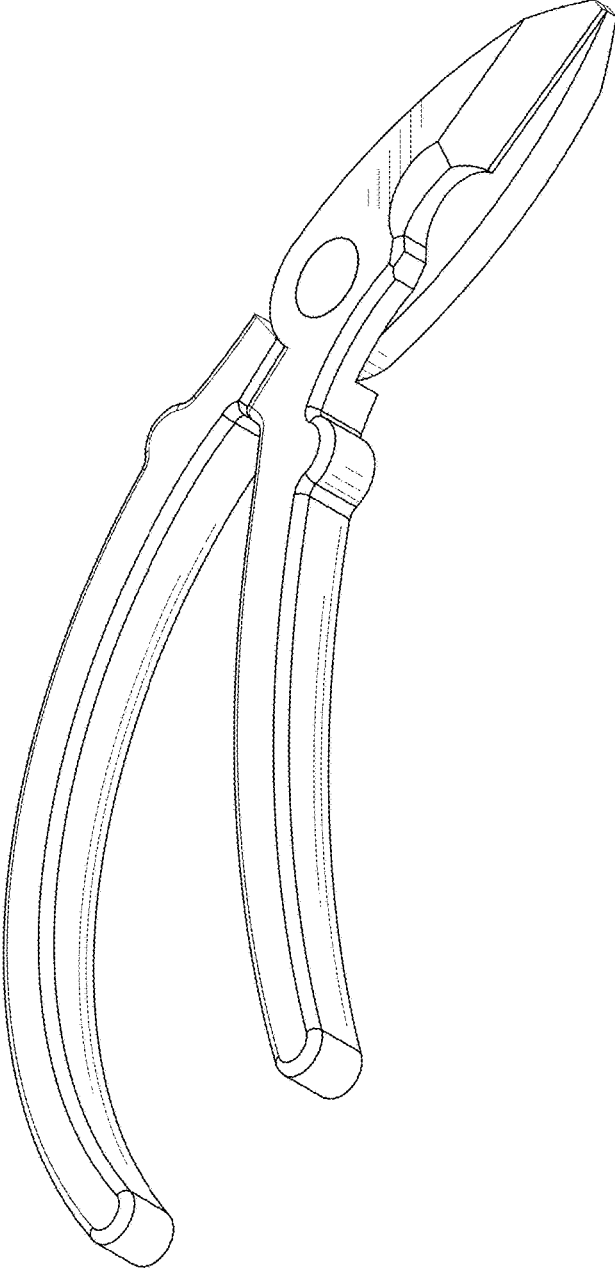


FIG.8