



US00D810535S

(12) **United States Design Patent**
Liu

(10) **Patent No.:** **US D810,535 S**

(45) **Date of Patent:** **** Feb. 20, 2018**

(54) **PLIER**

(71) Applicant: **Chao-Chih Liu**, Taichung (TW)

(72) Inventor: **Chao-Chih Liu**, Taichung (TW)

(**) Term: **15 Years**

(21) Appl. No.: **29/597,436**

(22) Filed: **Mar. 17, 2017**

(51) **LOC (11) Cl.** **08-03**

(52) **U.S. Cl.** **D8/57**
USPC

(58) **Field of Classification Search**
USPC D8/4, 5, 14, 51-582
CPC B26B 13/12; B26B 13/14; B26B 13/20;
B26B 13/00; B26B 13/005; B26B 13/06
See application file for complete search history.

(56) **References Cited**

U.S. PATENT DOCUMENTS

D206,588 S * 1/1967 Rogers D8/5
D389,714 S * 1/1998 Snyder D8/57

D442,046 S * 5/2001 Huang D8/57
D611,793 S * 3/2010 Trewartha D8/5
D650,648 S * 12/2011 Groten D8/52
D755,599 S * 5/2016 Payne D8/57
D786,039 S * 5/2017 Roberts D8/57

* cited by examiner

Primary Examiner — Deanna L Pratt

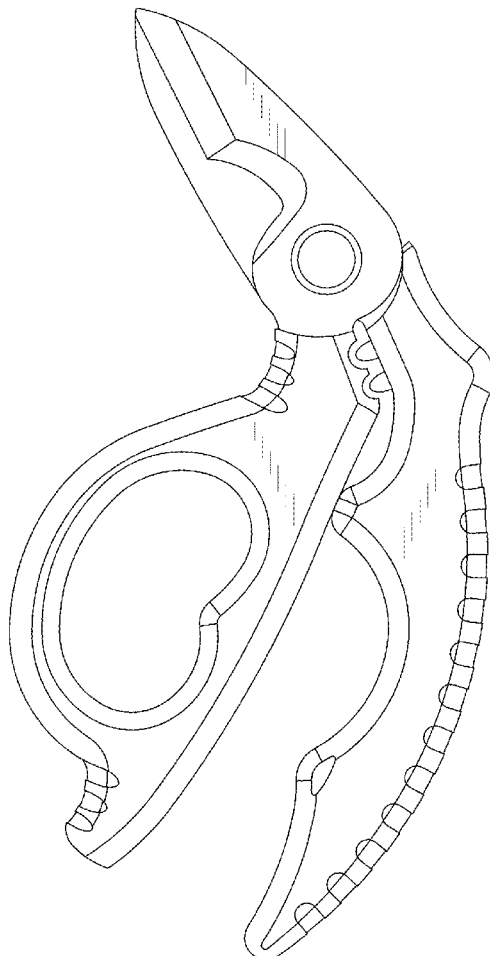
(57) **CLAIM**

The ornamental design for a plier, as shown and described.

DESCRIPTION

FIG. 1 is a front-right-top perspective view of the plier showing my new design;
FIG. 2 is a front elevational view thereof;
FIG. 3 is a rear front elevational view thereof;
FIG. 4 is a left side elevational view thereof;
FIG. 5 is a right side elevational view thereof;
FIG. 6 is a top plan view thereof;
FIG. 7 is a bottom plan view thereof; and,
FIG. 8 is another perspective view thereof.

1 Claim, 7 Drawing Sheets



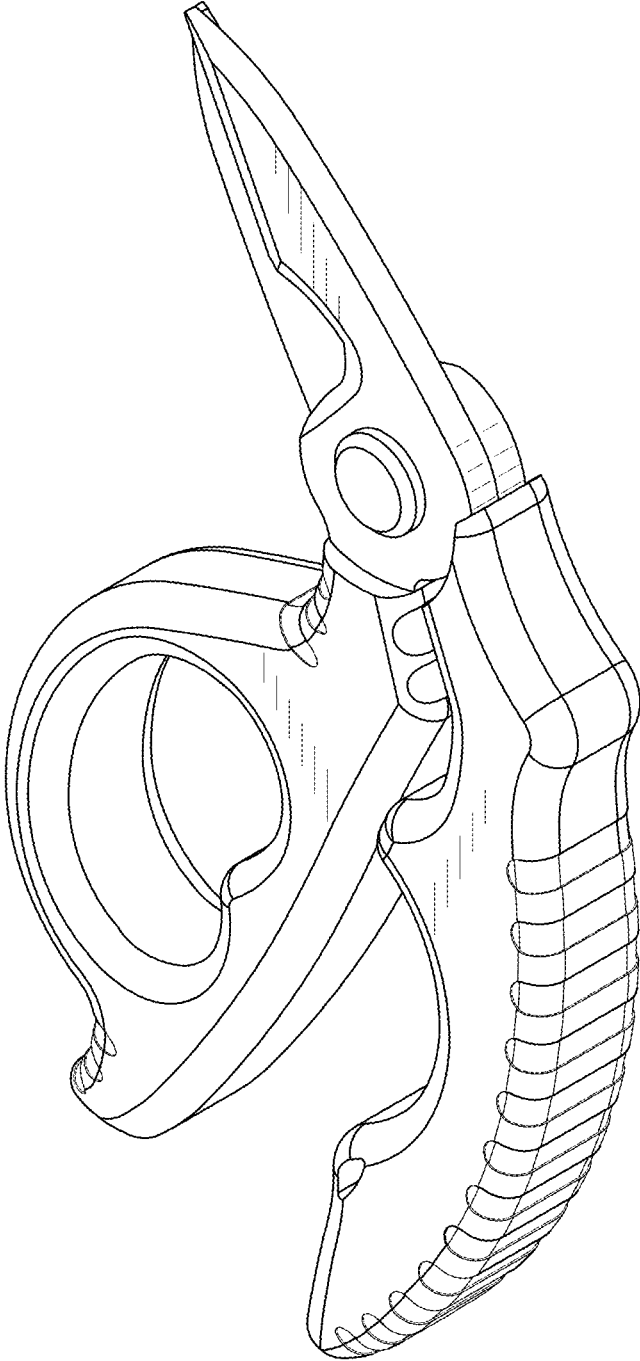


FIG.1

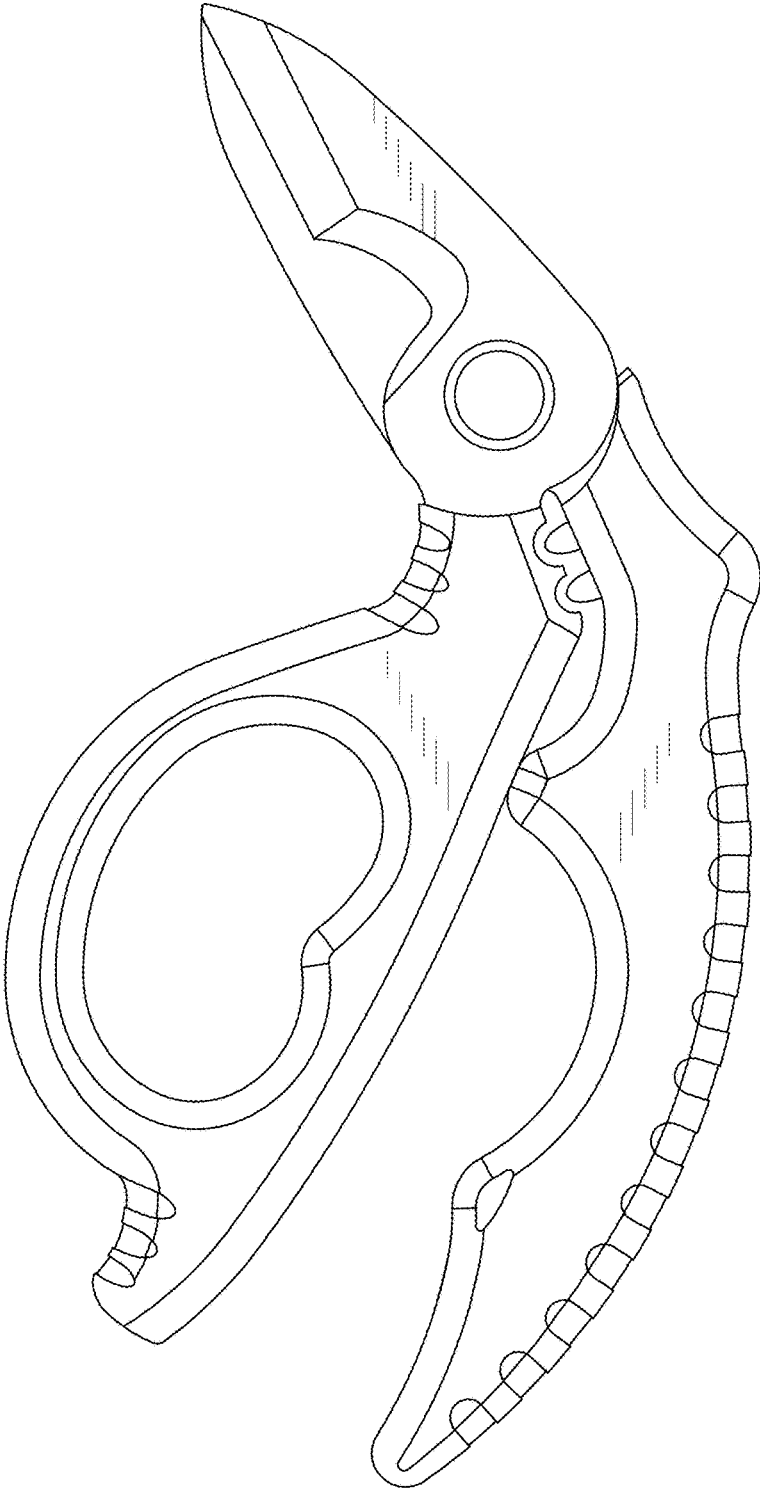


FIG.2

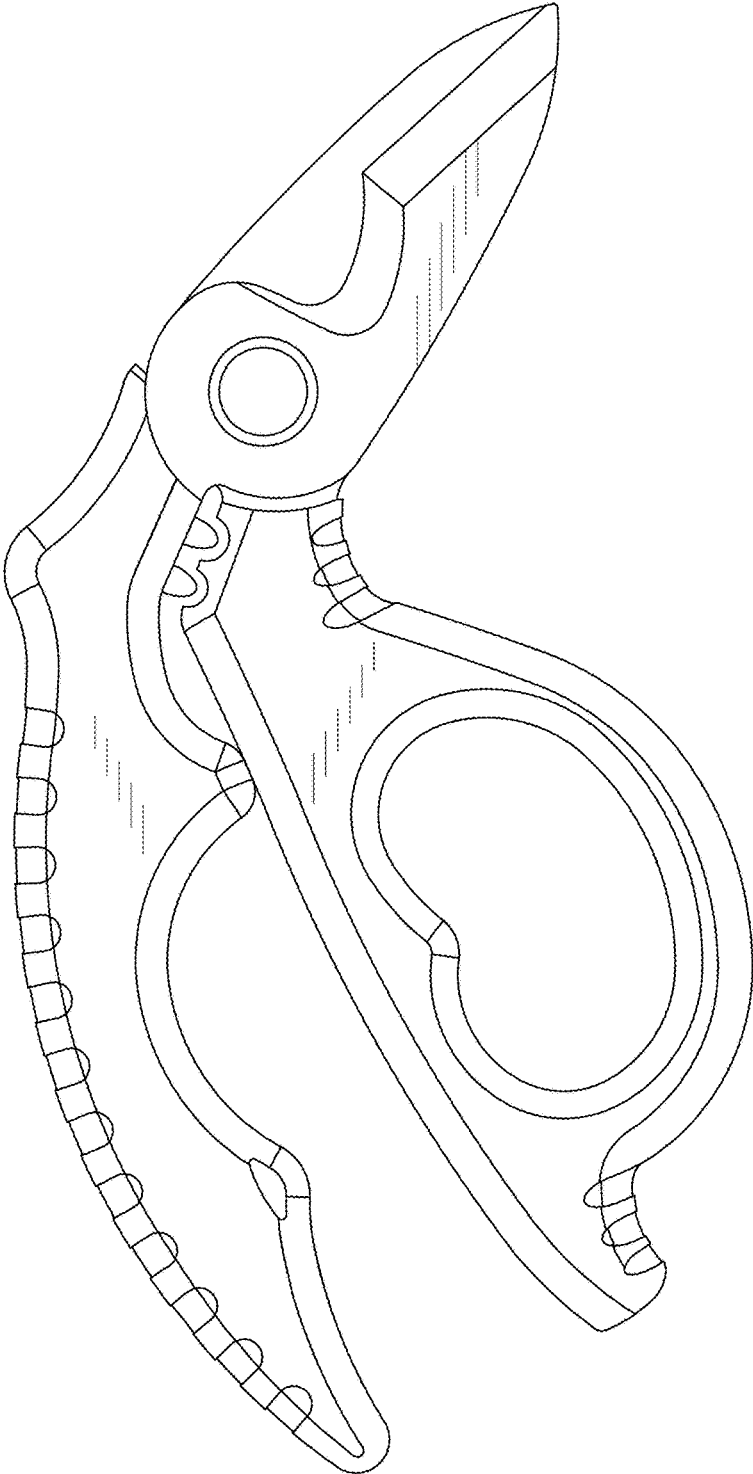


FIG.3




FIG.4

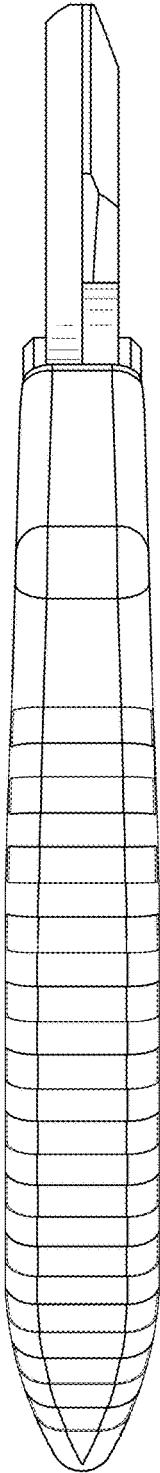


FIG.5

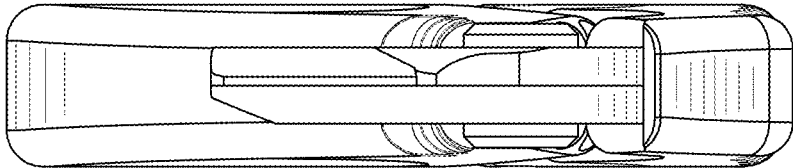


FIG.6

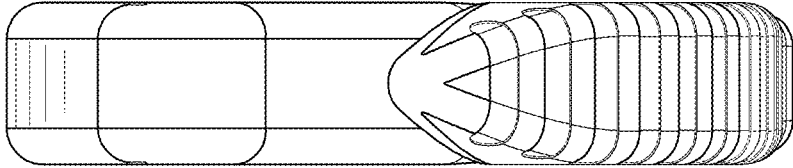


FIG.7

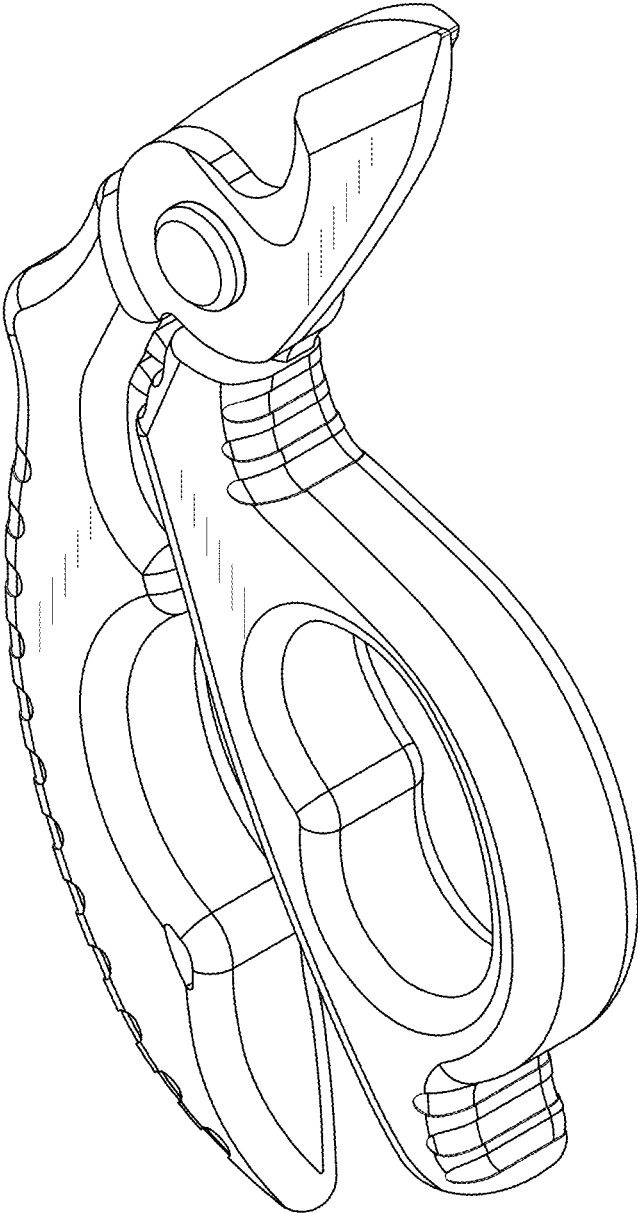


FIG.8