



(12) **United States Design Patent**  
**Calfee**

(10) **Patent No.:** **US D811,841 S**  
(45) **Date of Patent:** **\*\* Mar. 6, 2018**

(54) **FUEL LINE DISCONNECT PLIERS**

(71) Applicant: **Lisle Corporation**, Clarinda, IA (US)

(72) Inventor: **Kyle Shane Calfee**, Clarinda, IA (US)

(73) Assignee: **Lisle Corporation**, Clarinda, IA (US)

(\*\*) Term: **15 Years**

(21) Appl. No.: **29/591,533**

(22) Filed: **Jan. 20, 2017**

(51) **LOC (11) Cl.** ..... **08-05**

(52) **U.S. Cl.**  
USPC ..... **D8/52**

(58) **Field of Classification Search**  
USPC ..... D8/4, 5, 14, 51-58  
CPC ..... B25B 27/10; B25B 27/0035; B25B 27/02  
See application file for complete search history.

(56) **References Cited**

**U.S. PATENT DOCUMENTS**

D107,008 S *	11/1937	Dellinger	.....	D8/58
3,540,106 A *	11/1970	Goldman	.....	B25B 7/02
				29/268
D251,769 S *	5/1979	Dobias	.....	D8/58
D269,207 S *	5/1983	Marlowe	.....	D24/143
D307,788 S *	5/1990	Mattson	.....	D22/150
D311,671 S *	10/1990	Wolfe	.....	D8/52
D322,920 S *	1/1992	Wolfe	.....	D8/52
D337,247 S *	7/1993	Dart	.....	D8/52
5,471,728 A *	12/1995	Feese	.....	B25B 27/16
				29/237
6,378,909 B1 *	4/2002	Rogers, Jr.	.....	B25B 27/10
				285/1
D533,037 S *	12/2006	Wu	.....	D8/14
7,404,245 B2 *	7/2008	Whitehead	.....	B25B 27/10
				269/3

D596,910 S *	7/2009	Whitehead	.....	D8/52
D657,219 S *	4/2012	Kawell	.....	D8/52
8,341,816 B1 *	1/2013	Swinford	.....	B25B 27/10
				29/237
D766,689 S *	9/2016	Ritter	.....	D8/52
2008/0314205 A1 *	12/2008	Feliciano	.....	B25B 27/10
				81/426
2013/0167343 A1 *	7/2013	Goulet	.....	B25B 27/02
				29/237

**OTHER PUBLICATIONS**

Fuel Filter & Fuel Line Pliers, AST Tool No. MVW2050F, [https://astool.com/search\\_results.php](https://astool.com/search_results.php), Dec. 13, 2016.  
Samstagsales; <http://www.samstagsales.com/images/klann0121-38.jpg>; Dec. 13, 2016.  
Laser Tools; [http://www.lasertools.co.uk/items/large/4505\\_OVERHEAD\\_A.jpg](http://www.lasertools.co.uk/items/large/4505_OVERHEAD_A.jpg); Dec. 13, 2016.

(Continued)

*Primary Examiner* — Deanna L Pratt  
(74) *Attorney, Agent, or Firm* — Banner & Witcoff, Ltd.

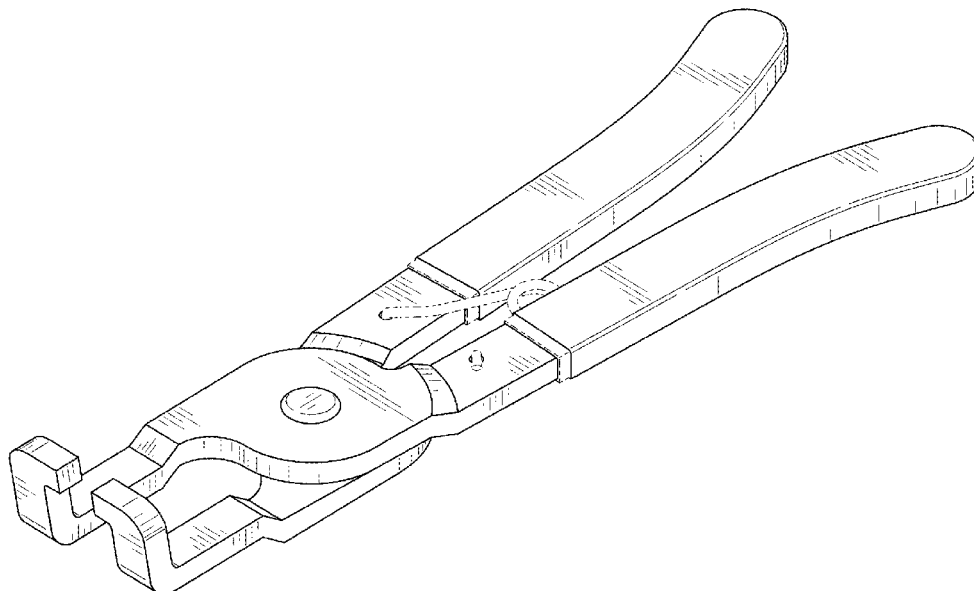
(57) **CLAIM**

The ornamental design for fuel line disconnect pliers, as shown and described.

**DESCRIPTION**

FIG. 1 is a top, front, right perspective view of fuel line disconnect pliers showing my new design;  
FIG. 2 is a front view thereof;  
FIG. 3 is a rear view thereof;  
FIG. 4 is a right side view thereof;  
FIG. 5 is a left side view thereof;  
FIG. 6 is a top view thereof; and,  
FIG. 7 is a bottom view thereof.  
The broken lines in the drawings illustrate portions of the fuel line disconnect pliers that form no part of the claimed design.

**1 Claim, 4 Drawing Sheets**



(56)

**References Cited**

OTHER PUBLICATIONS

Fuel Line Disconnect Pliers; <http://www.ebay.com/itm/FACOM-TOOLS-DM-F-PETROL-DIESEL-FUEL-;> Dec. 13, 2016.

Idea Disclosure Agreement No. 6114 by Dalles Berry; fuel line and EVAP hard line connector release pliers; Feb. 2, 2016.

Idea Disclosure Agreement No. 6-113 by Mark Redding; line release pliers; Jun. 1, 2016.

\* cited by examiner

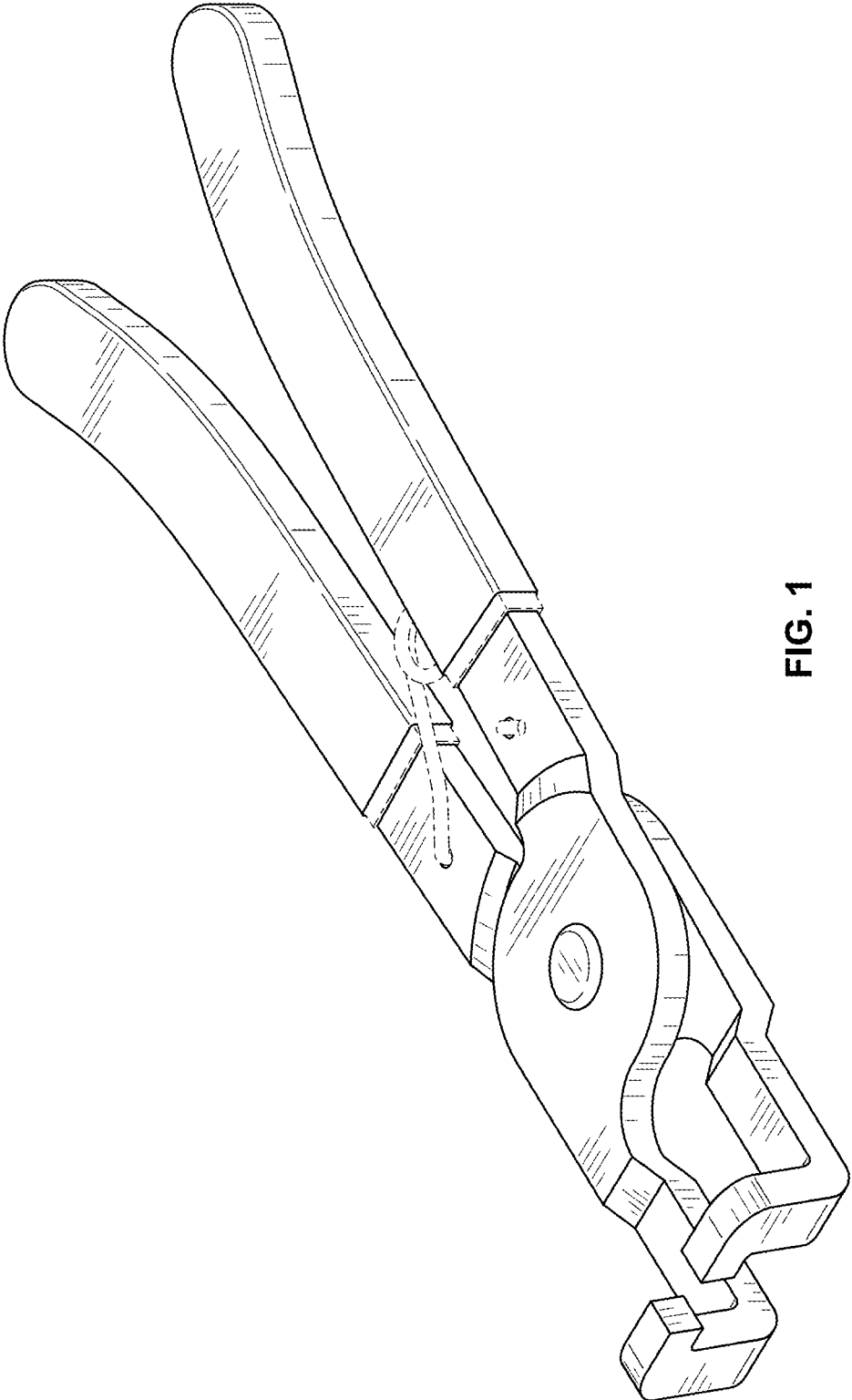


FIG. 1

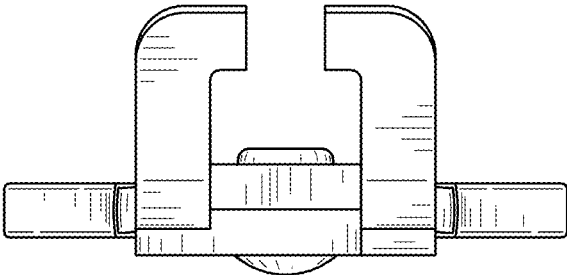


FIG. 2

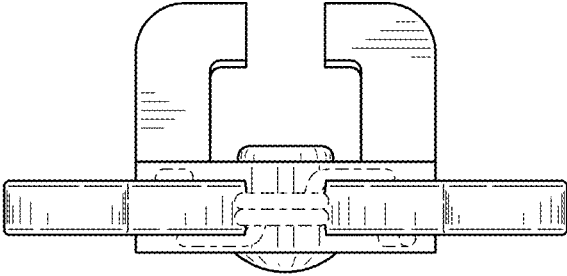


FIG. 3

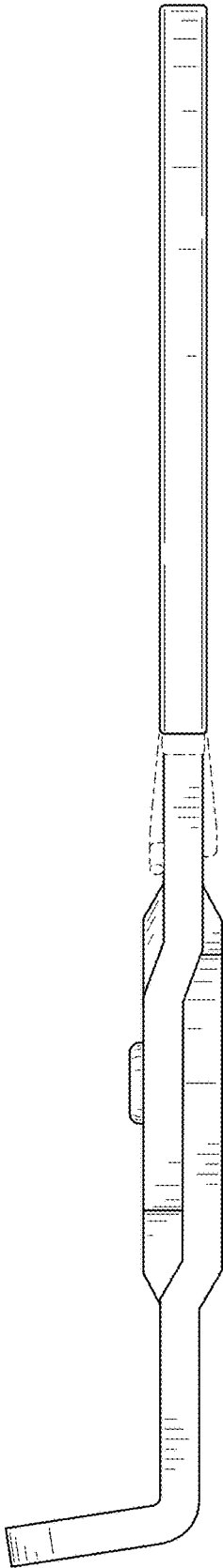


FIG. 4

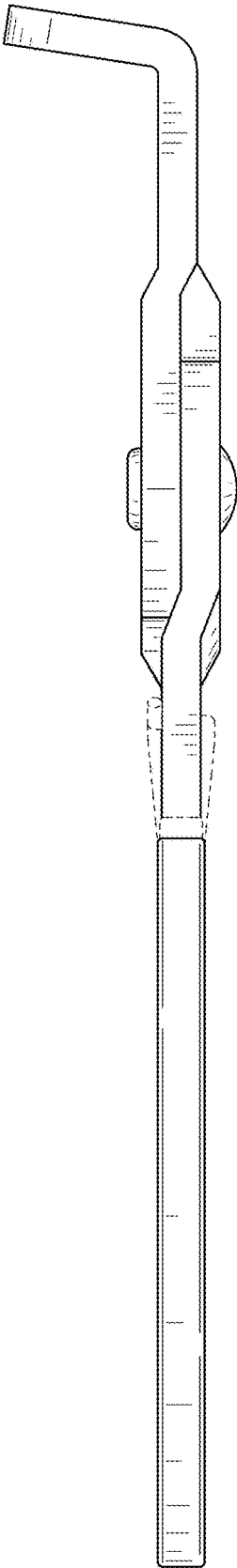


FIG. 5

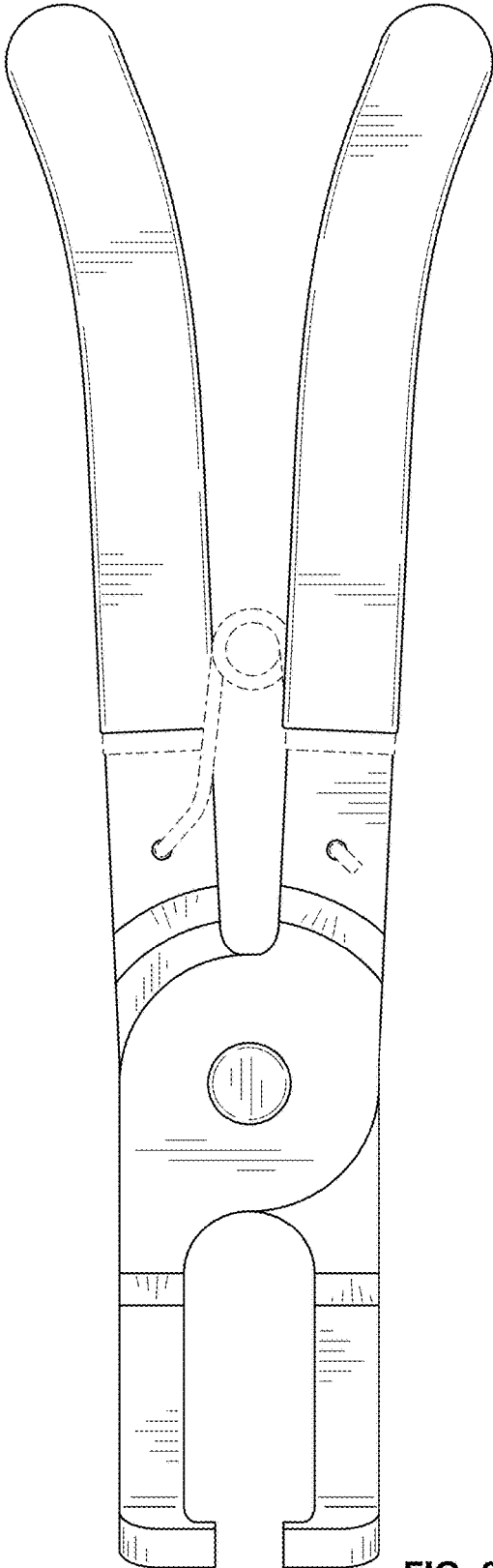


FIG. 6

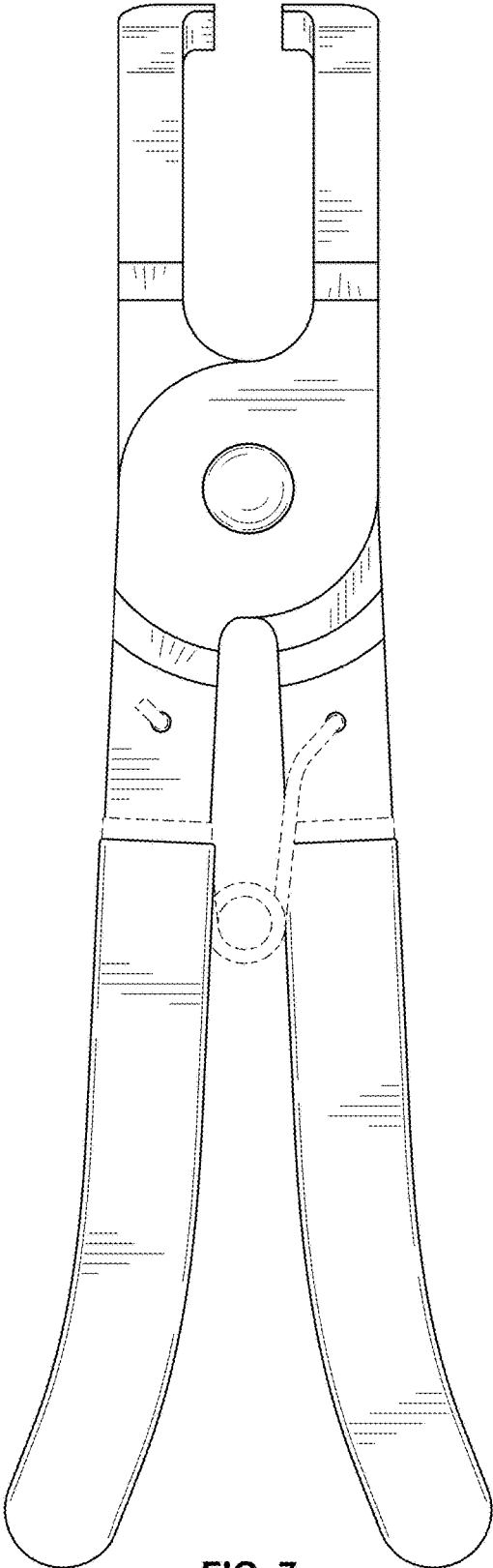


FIG. 7