



US00D811842S

(12) **United States Design Patent**  
**Wong**

(10) **Patent No.:** **US D811,842 S**

(45) **Date of Patent:** **\*\* Mar. 6, 2018**

(54) **PIPE PLIERS**  
(71) Applicant: **Harry Wong**, South Pasadena, CA (US)  
(72) Inventor: **Harry Wong**, South Pasadena, CA (US)  
(\*\*) Term: **15 Years**  
(21) Appl. No.: **29/620,511**

D571,631 S *	6/2008	Gandy, III	.....	D8/52
7,637,753 B2 *	12/2009	Wong	.....	H01R 4/64 439/772
D759,451 S *	6/2016	Wong	.....	D8/52
D763,047 S *	8/2016	Wong	.....	D8/14
D804,922 S *	12/2017	Wong	.....	D8/52
2008/0073822 A1 *	3/2008	Wong	.....	B25B 5/142 269/41
2012/0051865 A1 *	3/2012	Liu	.....	B23B 47/28 408/108

(22) Filed: **Jan. 26, 2017**  
(51) **LOC (11) Cl.** ..... **08-05**  
(52) **U.S. Cl.**  
USPC ..... **D8/52**  
(58) **Field of Classification Search**  
USPC ..... D8/4, 5, 14, 51-58, 72, 73  
CPC .. B25B 7/123; B25B 7/02; B25B 7/04; B25B  
5/16; B25B 5/163  
See application file for complete search history.

\* cited by examiner

*Primary Examiner* — Deanna L Pratt

(57) **CLAIM**

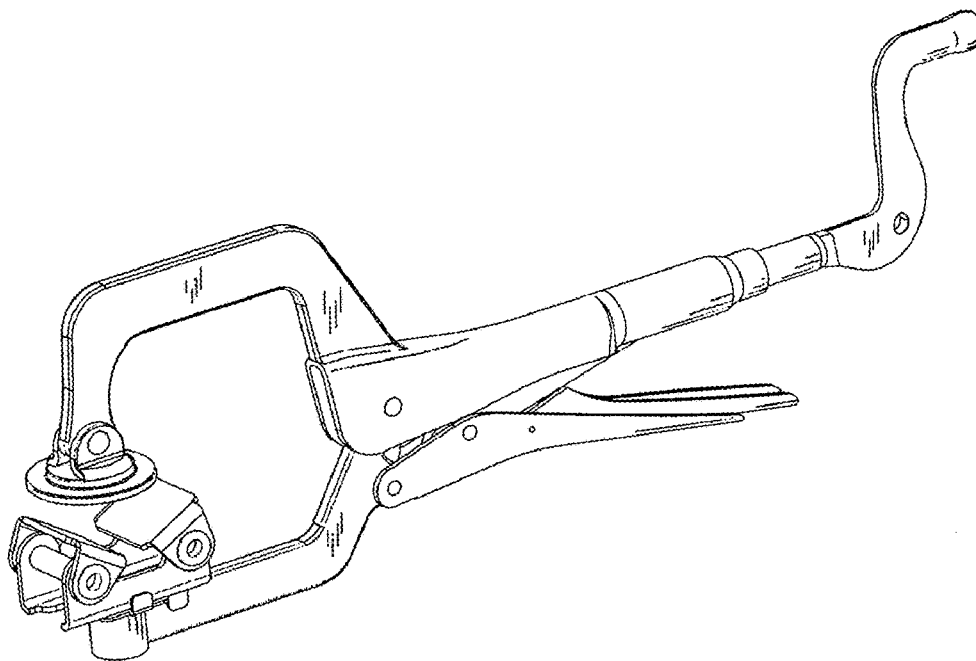
The ornamental design for a pipe pliers, as shown and described.

**DESCRIPTION**

FIG. 1 is a perspective view of a pipe pliers showing the front, top, and left side of my new design; FIG. 2 is a front elevation view thereof; FIG. 3 is a rear elevation view thereof; FIG. 4 is a left side elevation view thereof; FIG. 5 is a right side elevation view thereof; FIG. 6 is a top plan view thereof; and, FIG. 7 is a bottom plan view thereof.

**1 Claim, 4 Drawing Sheets**

(56) **References Cited**  
U.S. PATENT DOCUMENTS  
6,893,012 B2 \* 5/2005 Wong ..... B25B 5/006  
269/182  
7,104,166 B1 \* 9/2006 Wong ..... B25B 5/12  
81/180.1  
D567,619 S \* 4/2008 Rianda ..... D8/73



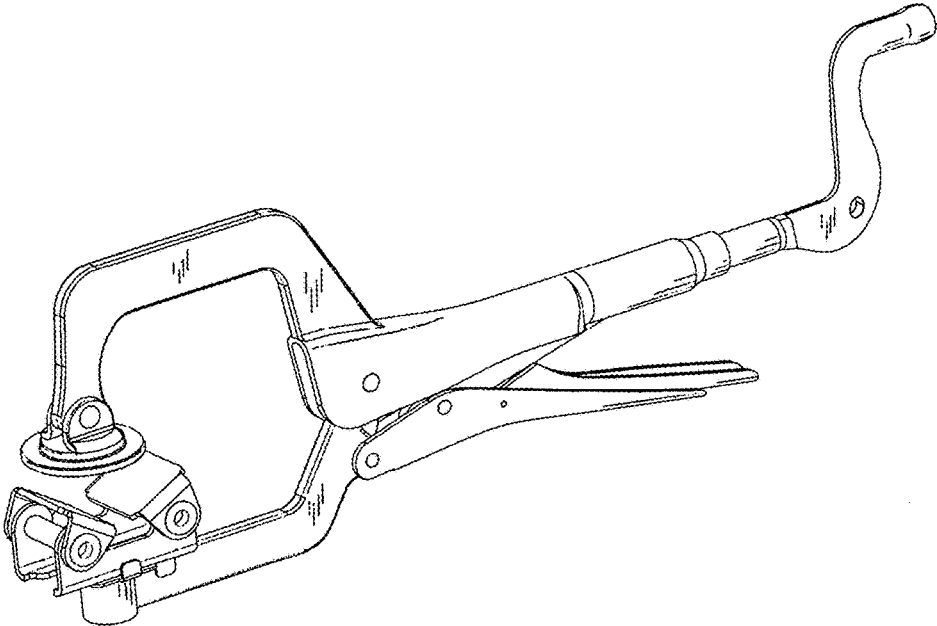


FIG. 1

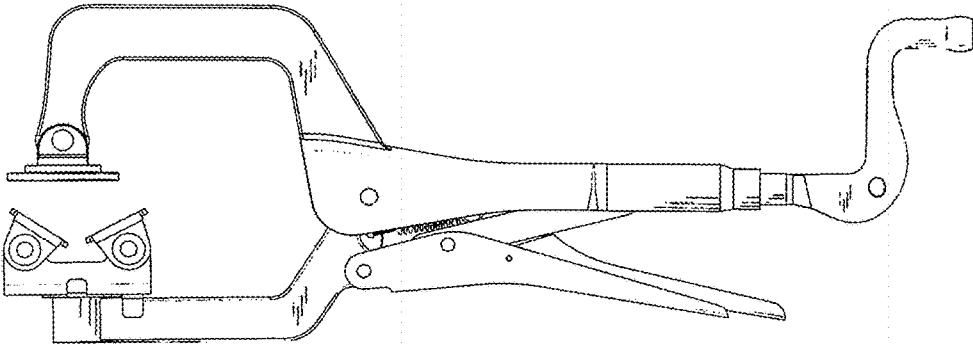


FIG. 2

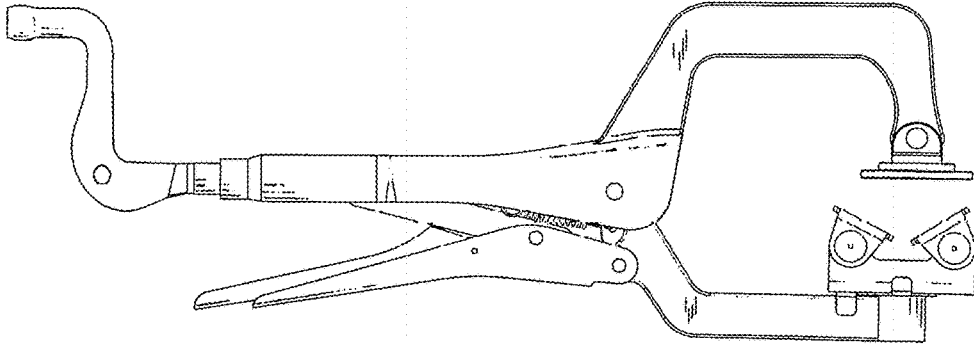


FIG. 3

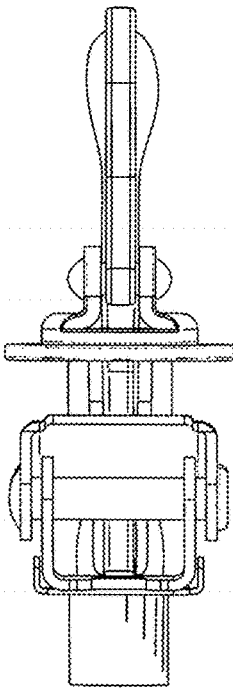


FIG. 4

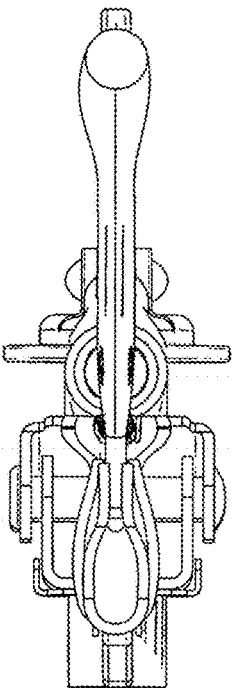


FIG. 5

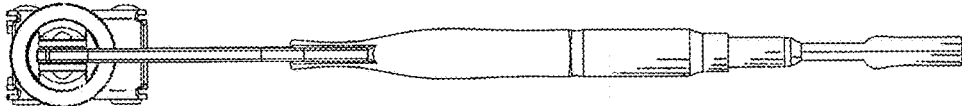


FIG. 6




FIG. 7