



US00D817132S

(12) **United States Design Patent**  
**Yang**

(10) **Patent No.:** **US D817,132 S**

(45) **Date of Patent:** **\*\* May 8, 2018**

- (54) **NEEDLE-NOSE PLIERS**
- (71) Applicant: **FIST WAY INDUSTRIAL CO., LTD.**,  
Changhua, Changhua Hsien (TW)
- (72) Inventor: **Chen-Sheng Yang**, Changhua (TW)
- (73) Assignee: **FIST WAY INDUSTRIAL CO., LTD.**,  
Changhua Hsien (TW)

D532,662 S *	11/2006	Chang	.....	D8/52
D537,309 S *	2/2007	Wang	.....	D8/52
D650,647 S *	12/2011	Groten	.....	D8/52
D650,649 S *	12/2011	Groten	.....	D8/52
8,667,874 B2 *	3/2014	Steele	.....	B25B 7/02 81/318
D771,459 S *	11/2016	Liu	.....	D8/52
D777,543 S *	1/2017	Chen	.....	D8/52
D801,771 S *	11/2017	Wu	.....	D8/52

(\*\*) Term: **15 Years**

\* cited by examiner

*Primary Examiner* — Deanna L Pratt

(21) Appl. No.: **29/592,021**

(57) **CLAIM**

(22) Filed: **Jan. 25, 2017**

The ornamental design for needle-nose pliers, as shown and described.

(51) **LOC (11) Cl.** ..... **08-05**

(52) **U.S. Cl.**  
USPC ..... **D8/52; D8/55**

**DESCRIPTION**

(58) **Field of Classification Search**  
USPC ..... D8/4, 5, 14, 51-58  
CPC ..... B25B 7/00; B25B 7/02; B25B 7/22  
See application file for complete search history.

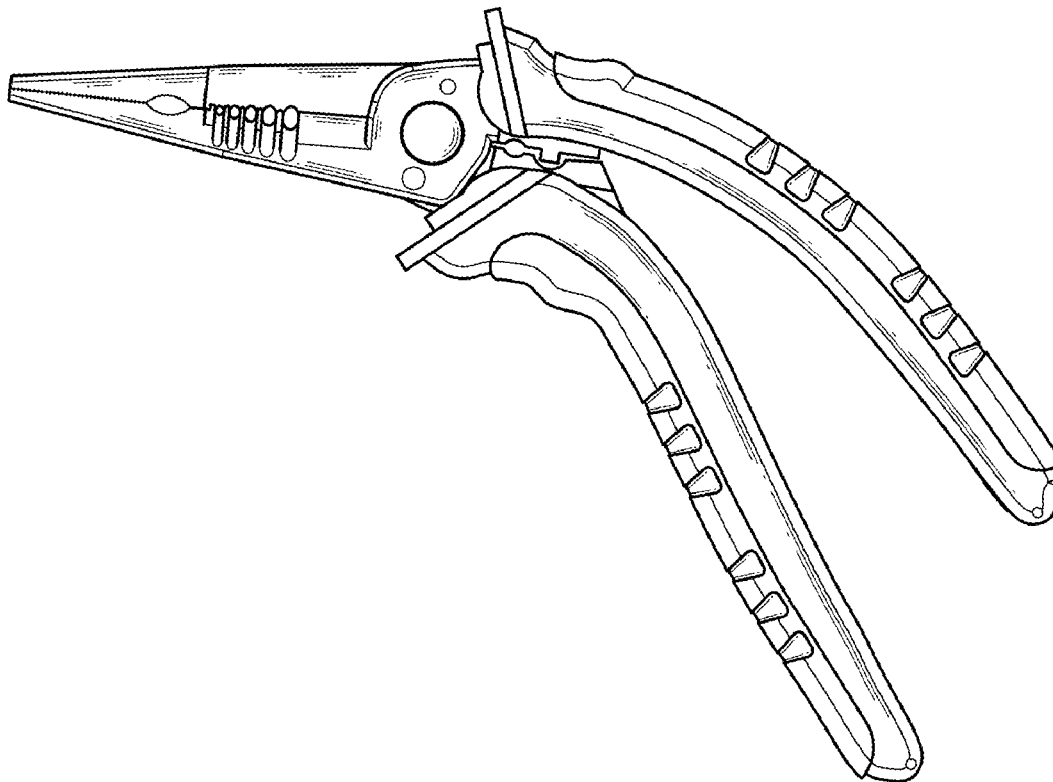
FIG. 1 is a perspective view of needle-nose pliers showing my new design;  
FIG. 2 is a front elevational view thereof;  
FIG. 3 is a rear elevational view thereof;  
FIG. 4 is a left side elevational view thereof;  
FIG. 5 is a right side elevational view thereof;  
FIG. 6 is a top plan view thereof; and,  
FIG. 7 is a bottom plan view thereof.

(56) **References Cited**

**U.S. PATENT DOCUMENTS**

D373,294 S *	9/1996	Eggert	.....	D8/107
D527,963 S *	9/2006	Hermann	.....	D8/52

**1 Claim, 4 Drawing Sheets**



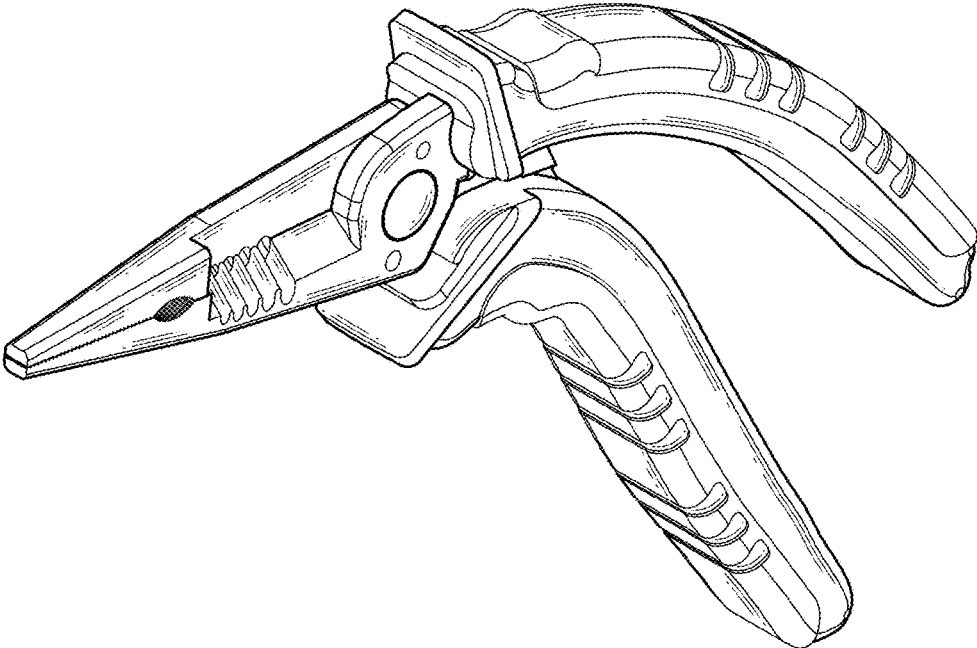


FIG.1

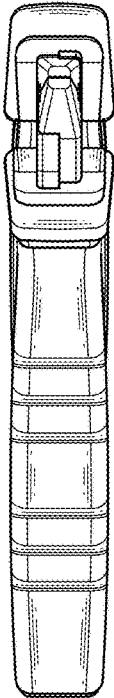


FIG. 2

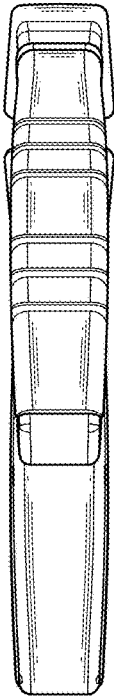


FIG. 3

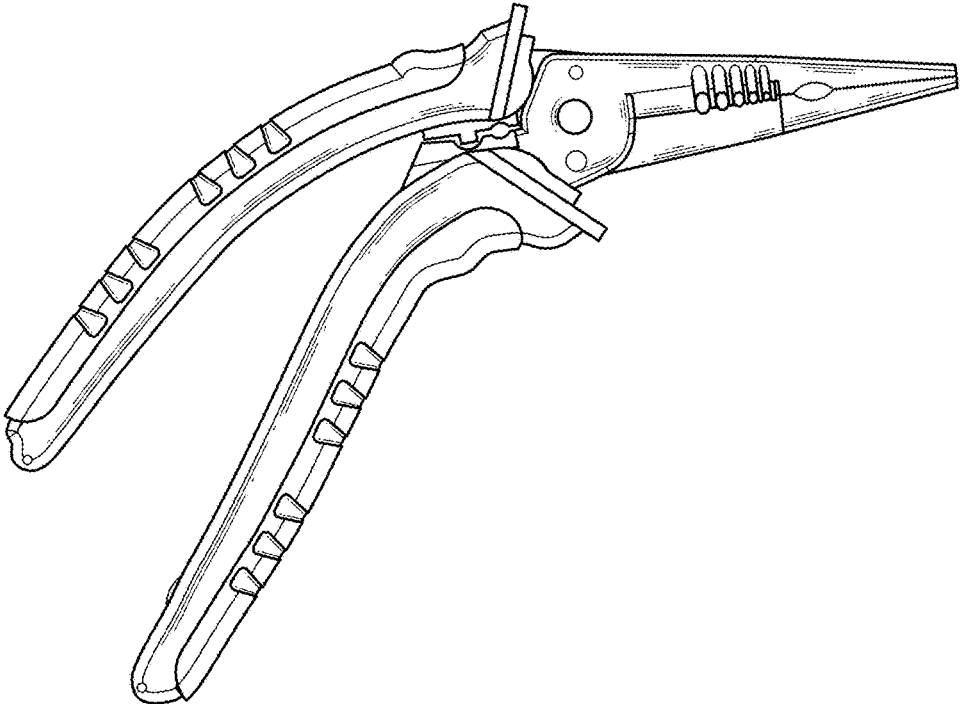


FIG.4

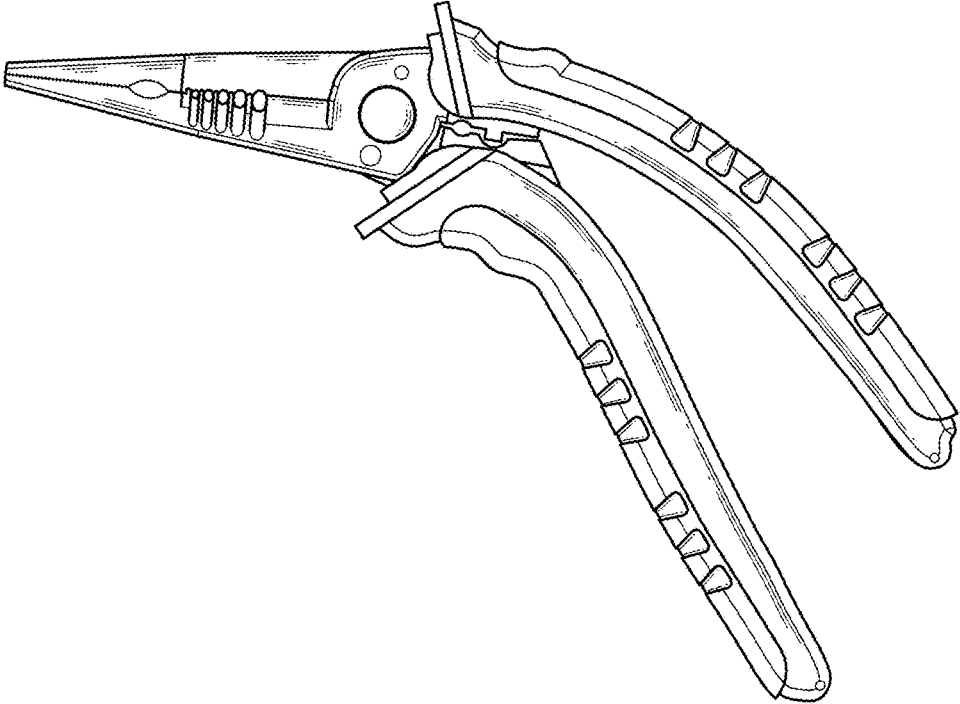


FIG.5

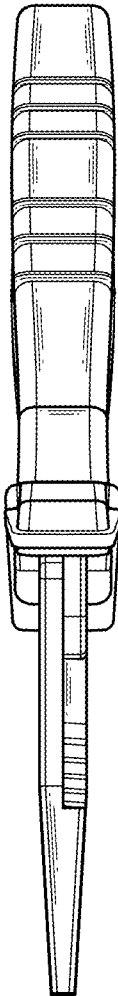


FIG. 6

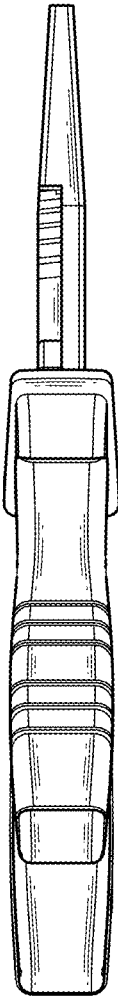


FIG. 7