



US00D828737S

(12) **United States Design Patent**  
**Constantine**

(10) **Patent No.:** **US D828,737 S**

(45) **Date of Patent:** **\*\* Sep. 18, 2018**

(54) **PLIERS**

(71) Applicant: **ACME UNITED CORPORATION**,  
Fairfield, CT (US)

(72) Inventor: **Richard S. Constantine**, Monroe, CT  
(US)

(73) Assignee: **ACME UNITED CORPORATION**,  
Fairfield, CT (US)

(\*\*) Term: **15 Years**

(21) Appl. No.: **29/623,736**

(22) Filed: **Oct. 26, 2017**

(51) **LOC (11) Cl.** ..... **08-05**

(52) **U.S. Cl.**  
USPC ..... **D8/52**

(58) **Field of Classification Search**  
USPC ..... D8/4, 5, 51-58  
CPC .. B25B 7/123; B25B 7/12; B25B 7/10; B25B  
7/02; B25B 7/14; B25B 7/16; B25B 7/04  
See application file for complete search history.

(56) **References Cited**

**U.S. PATENT DOCUMENTS**

D177,537 S \* 4/1956 Schinske ..... D8/58  
D352,436 S \* 11/1994 Abel ..... D8/52

D449,501 S \* 10/2001 Lamond ..... D8/52  
D477,508 S \* 7/2003 Brady ..... D8/52  
D486,716 S \* 2/2004 Levine ..... D8/107  
D597,811 S \* 8/2009 Yu ..... D8/52  
D680,398 S \* 4/2013 Ritter ..... D8/52  
D706,104 S \* 6/2014 Mooney ..... D8/54  
D722,851 S \* 2/2015 Constantine ..... D8/52  
D767,958 S \* 10/2016 Corbett ..... D8/52  
D801,771 S \* 11/2017 Wu ..... D8/52

\* cited by examiner

*Primary Examiner* — Deanna L Pratt

(74) *Attorney, Agent, or Firm* — Bond Schoeneck &  
King, PLLC; George McGuire

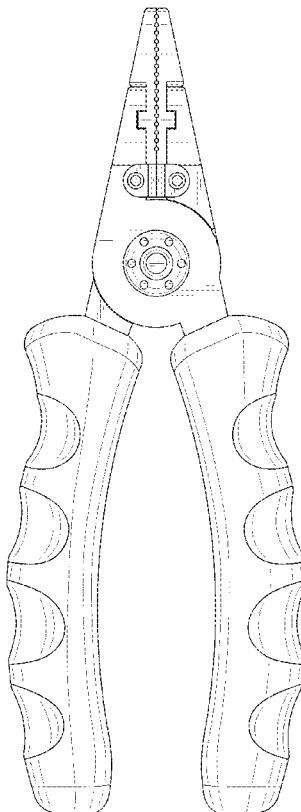
(57) **CLAIM**

The ornamental design for pliers, as shown and described.

**DESCRIPTION**

FIG. 1 is a perspective view of a new and ornamental design for pliers;  
FIG. 2 is a front elevation view thereof;  
FIG. 3 is a rear elevation view thereof;  
FIG. 4 is a first side elevation view thereof;  
FIG. 5 is a second side elevation view thereof;  
FIG. 6 is a top plan view thereof; and,  
FIG. 7 is a bottom plan view thereof.

**1 Claim, 5 Drawing Sheets**



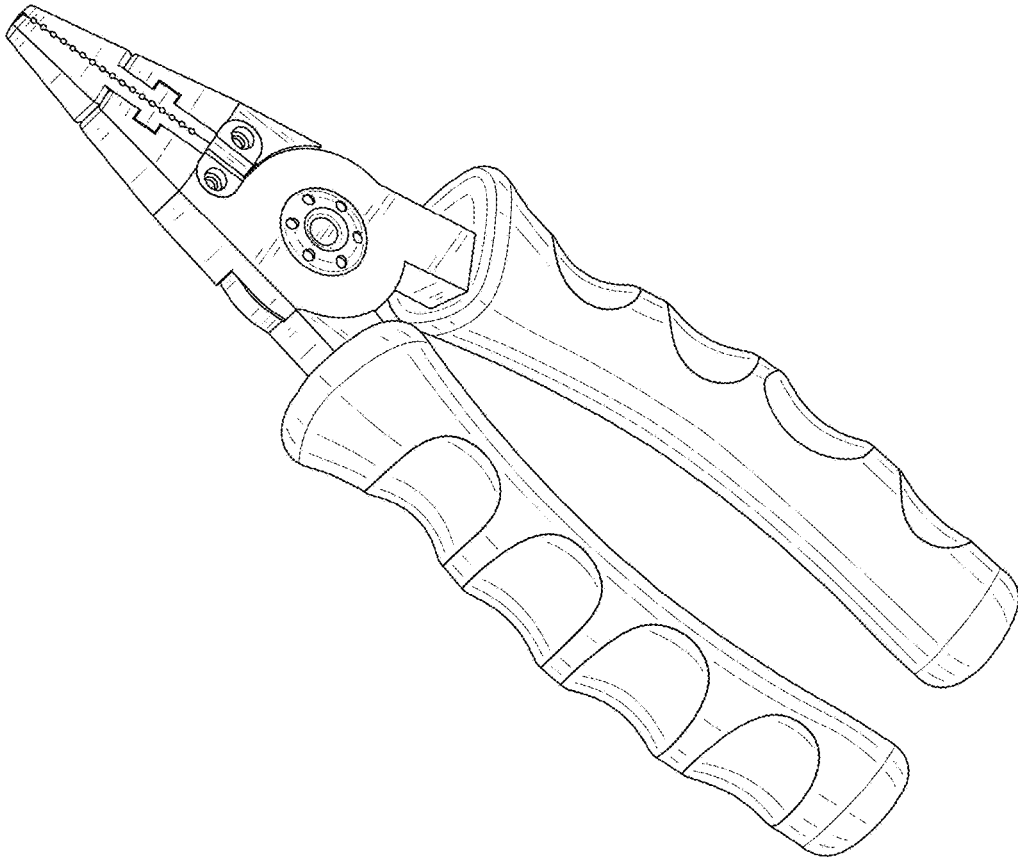


FIG. 1

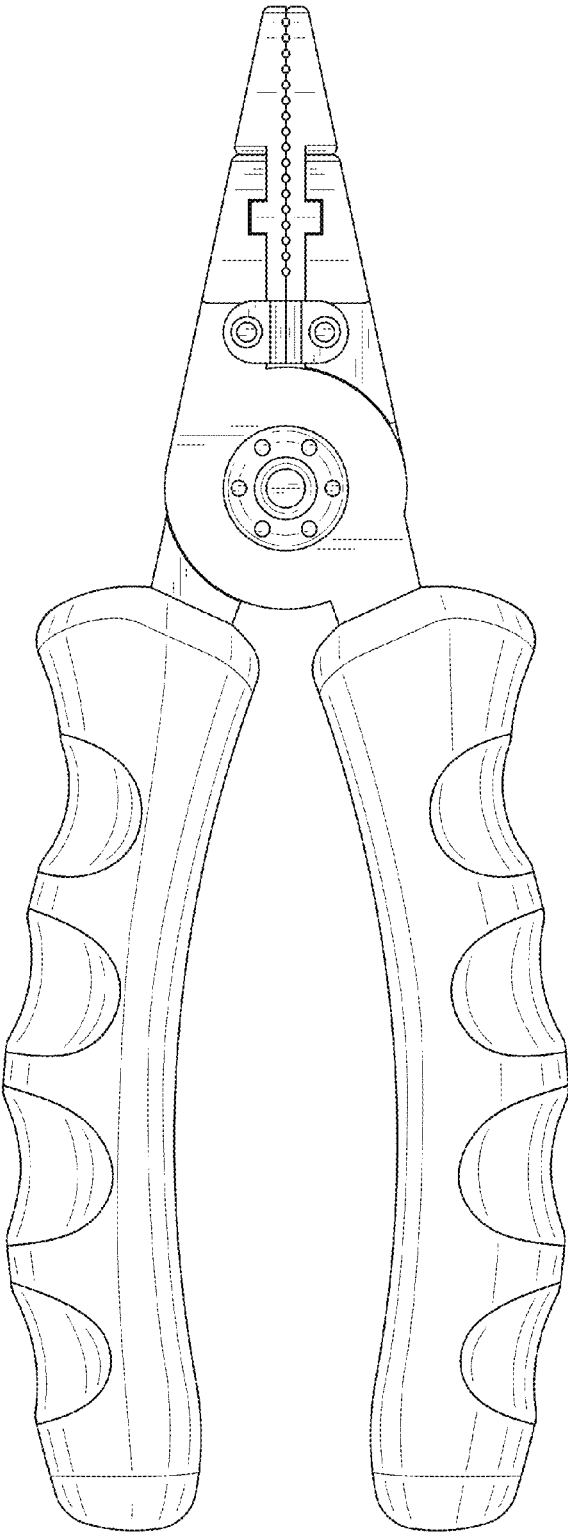


FIG. 2

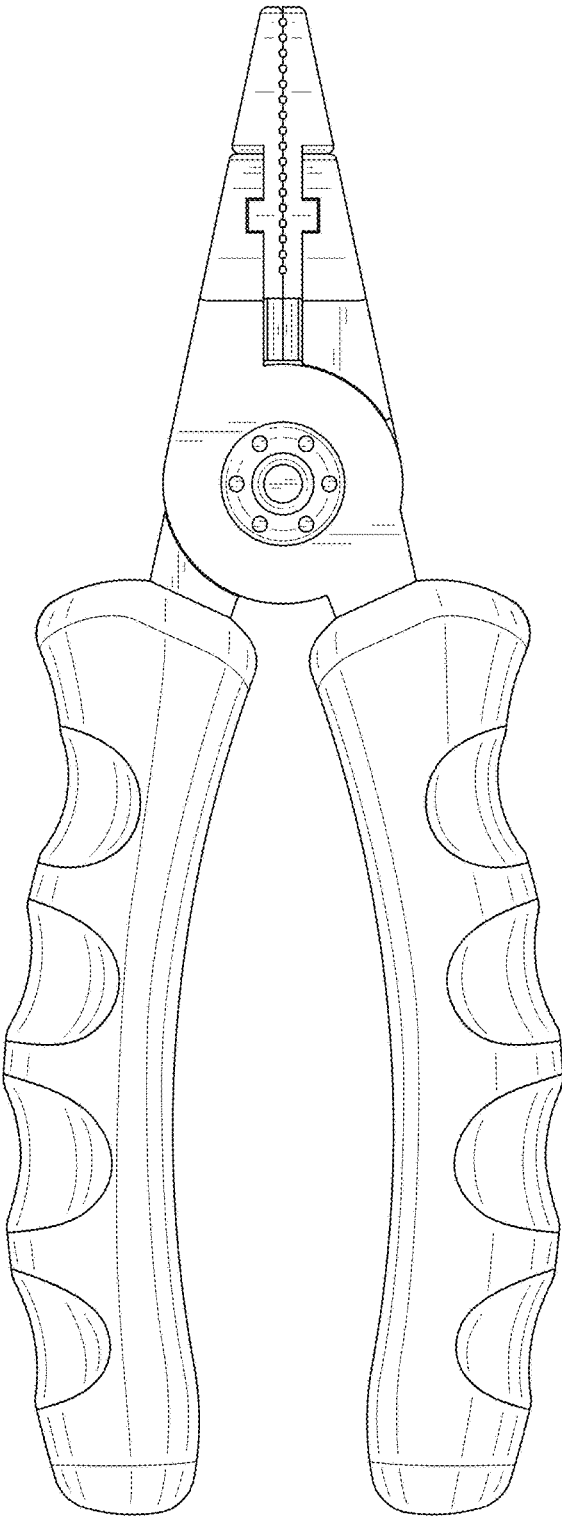


FIG. 3

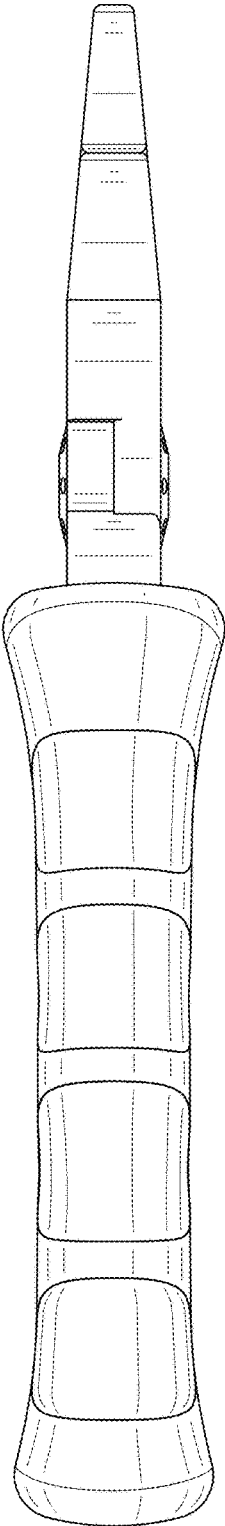


FIG. 4

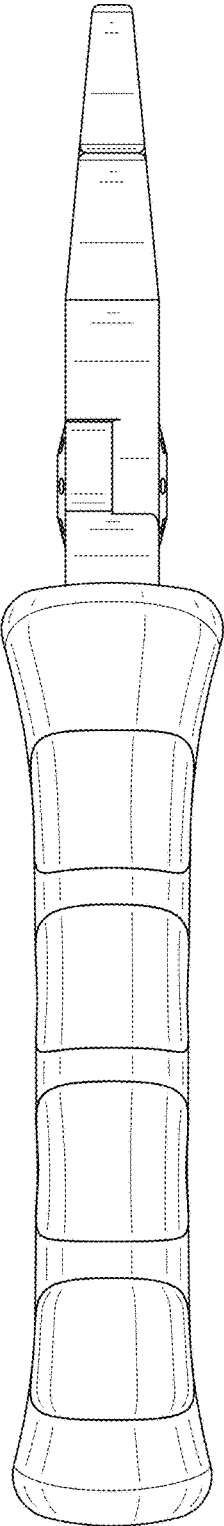


FIG. 5

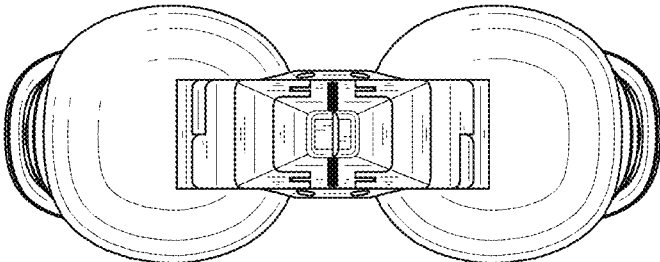


FIG. 6

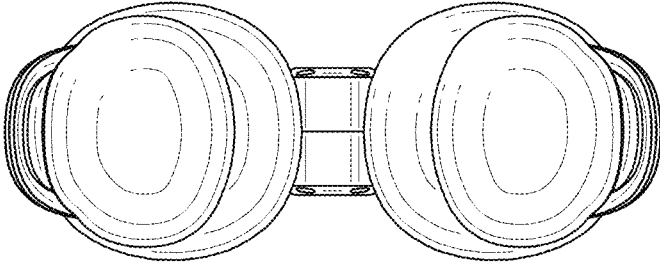


FIG. 7