



US00D835486S

(12) **United States Design Patent**  
**Wu**

(10) **Patent No.:** **US D835,486 S**

(45) **Date of Patent:** **\*\* Dec. 11, 2018**

- (54) **PLIERS**
- (71) Applicant: **Ming Chieh Wu**, Taichung (TW)
- (72) Inventor: **Ming Chieh Wu**, Taichung (TW)
- (\*\*) Term: **15 Years**
- (21) Appl. No.: **29/628,059**
- (22) Filed: **Dec. 1, 2017**
- (51) **LOC (11) Cl.** ..... **08-05**
- (52) **U.S. Cl.**  
USPC ..... **D8/52**
- (58) **Field of Classification Search**  
USPC ..... D8/4, 5, 51-58  
CPC .. B25B 7/123; B25B 7/12; B25B 7/10; B25B  
7/02; B25B 7/14; B25B 7/16; B25B 7/04  
See application file for complete search history.

- 2015/0217430 A1\* 8/2015 Wu ..... B25B 7/123  
81/379
- 2015/0239102 A1\* 8/2015 Wu ..... B25B 7/123  
81/379
- 2016/0039072 A1\* 2/2016 Wu ..... B25B 7/123  
81/370
- 2016/0221132 A1\* 8/2016 Wong ..... B25B 7/12
- 2018/0009086 A1\* 1/2018 Wu ..... B25B 7/12

\* cited by examiner

*Primary Examiner* — Deanna L Pratt  
(74) *Attorney, Agent, or Firm* — Alan D. Kamrath;  
Kamrath IP Lawfirm, P.A.

(57) **CLAIM**

The ornamental design for pliers, as shown and described.

**DESCRIPTION**

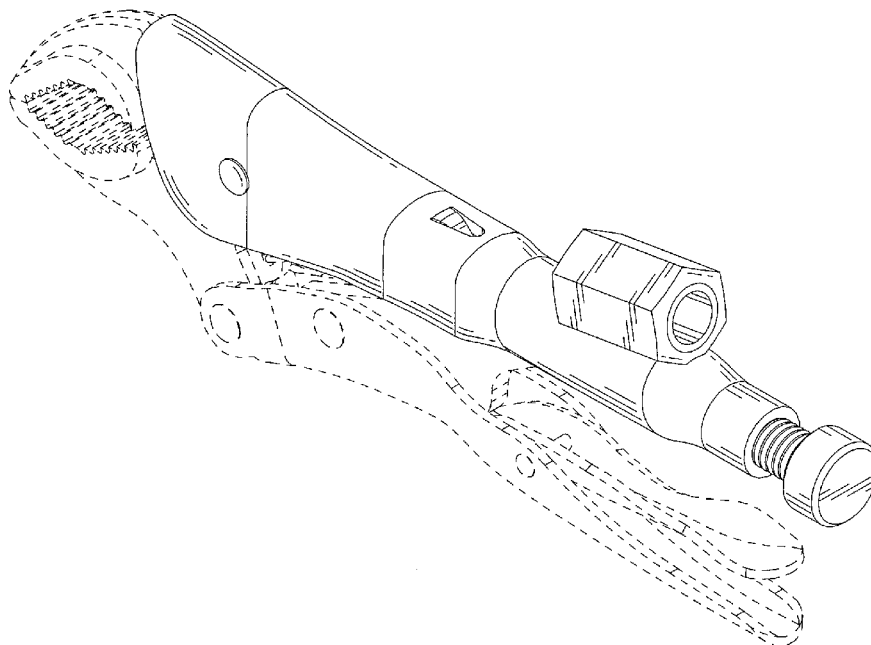
FIG. 1 is a perspective view of pliers showing my new design;  
FIG. 2 is a front view thereof;  
FIG. 3 is a rear view thereof;  
FIG. 4 is a left view thereof;  
FIG. 5 is a right view thereof;  
FIG. 6 is a top view thereof; and,  
FIG. 7 is a bottom view thereof.  
The broken lines depict portions of the pliers in which the design is embodied that are not considered part of the claimed design.

(56) **References Cited**

**U.S. PATENT DOCUMENTS**

D260,476	S *	9/1981	Knaus	7/127
D462,247	S *	9/2002	Hackman	D8/52
D472,438	S *	4/2003	Peperkorn	D8/52
D650,252	S *	12/2011	Albertson	D8/26
D653,092	S *	1/2012	Carra	D8/52
D796,284	S *	9/2017	Wu	D8/52
D803,021	S *	11/2017	Wu	D8/52
9,855,642	B2 *	1/2018	Wu	B25B 7/123
D809,360	S *	2/2018	Wu	D8/52
2012/0073101	A1 *	3/2012	Giberti	B25F 1/003 29/254

**1 Claim, 6 Drawing Sheets**



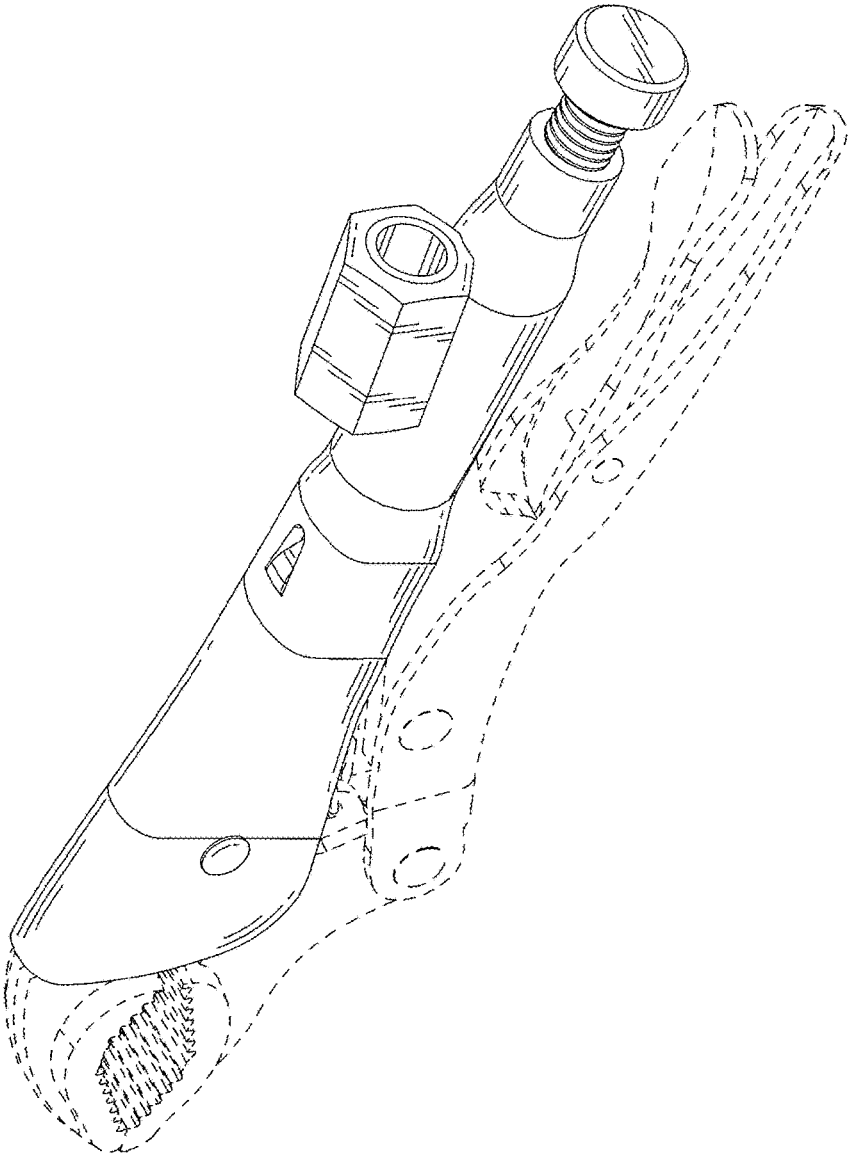


FIG. 1

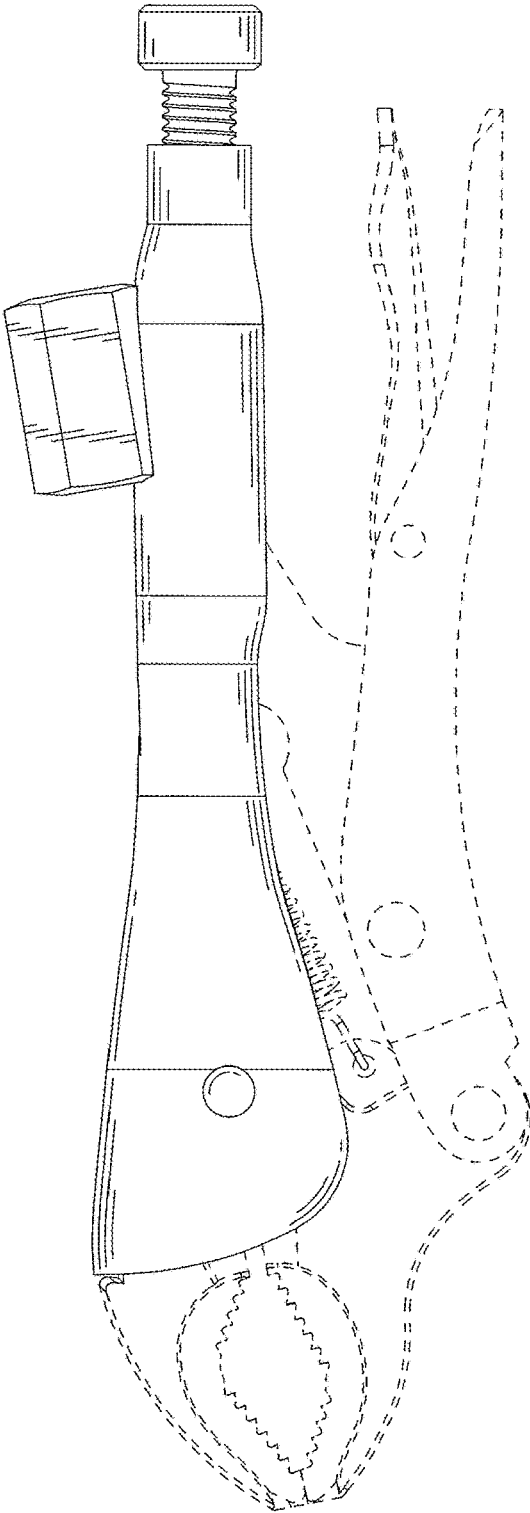


FIG. 2

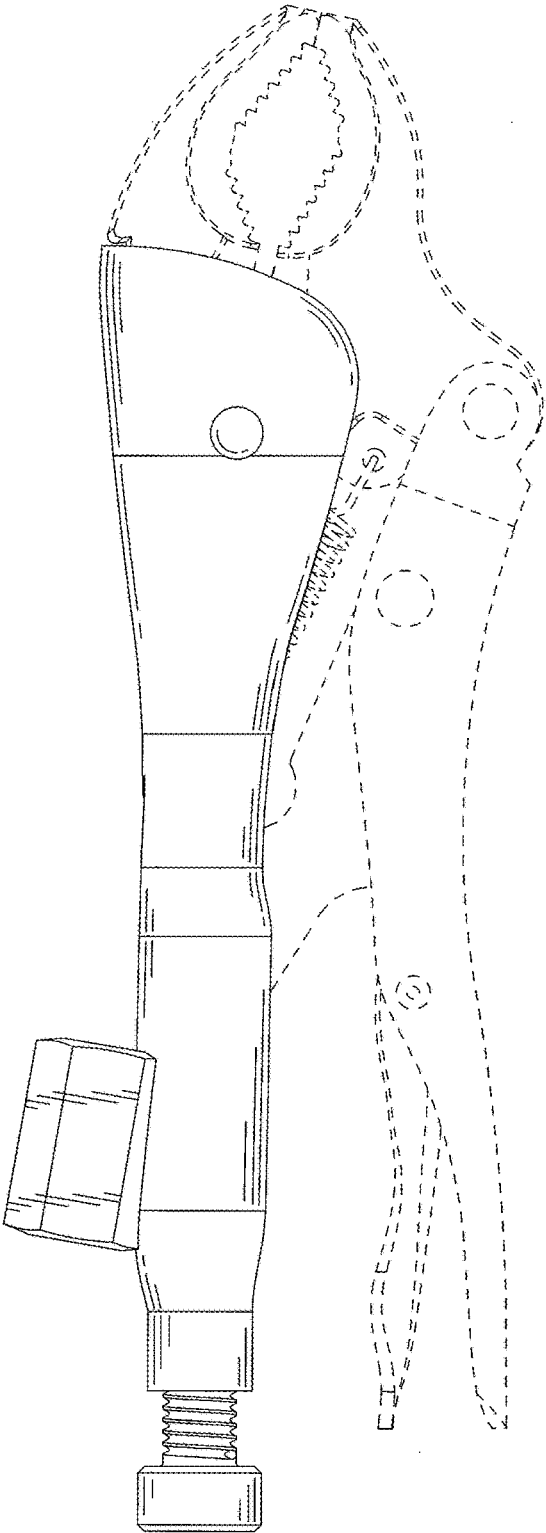


FIG. 3

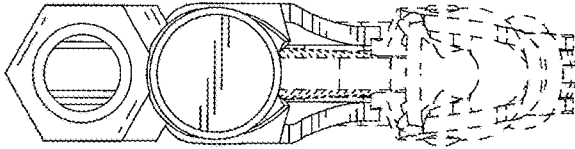


FIG. 5

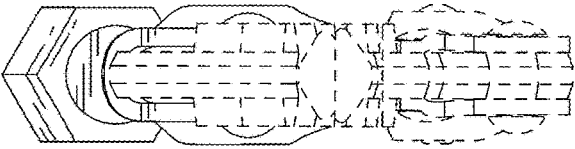


FIG. 4

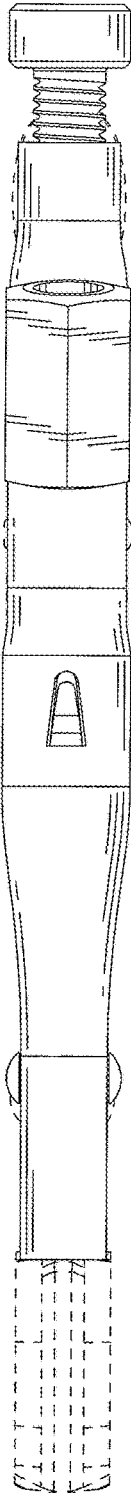


FIG. 6

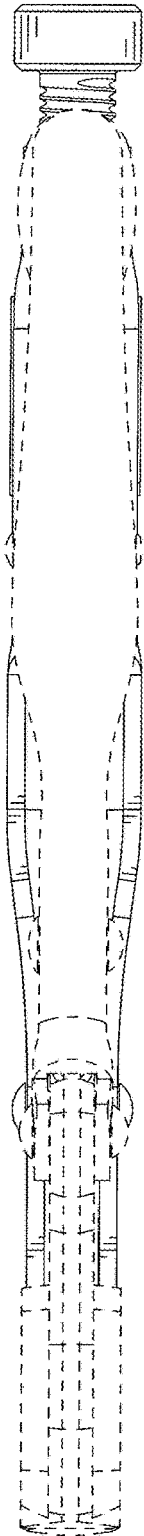


FIG. 7