



US00D835491S

(12) **United States Design Patent**
Zhang

(10) **Patent No.:** **US D835,491 S**

(45) **Date of Patent:** **** Dec. 11, 2018**

(54) **PLIERS GRIP HANDLES**

(71) Applicant: **Xin Zhang**, Nanjing (CN)

(72) Inventor: **Xin Zhang**, Nanjing (CN)

(**) Term: **15 Years**

(21) Appl. No.: **29/613,469**

(22) Filed: **Aug. 10, 2017**

(51) **LOC (11) Cl.** **08-05**

(52) **U.S. Cl.**
USPC **D8/107**

(58) **Field of Classification Search**
USPC D8/4, 5, 51-60, 105, 107
CPC B25B 7/00; B25G 1/10; B25G 1/102
See application file for complete search history.

(56) **References Cited**

U.S. PATENT DOCUMENTS

4,829,858	A	5/1989	Kern et al.	
D395,217	S	6/1998	Start	
D486,716	S *	2/2004	Levine	D8/107
D494,040	S *	8/2004	Phillips	D8/107
D521,348	S	5/2006	Walker	
D532,662	S *	11/2006	Chang	D8/52
D537,309	S *	2/2007	Wang	D8/52

D544,770	S *	6/2007	Yang	D8/52
D652,276	S *	1/2012	Good	D8/52
D689,356	S *	9/2013	Yang	D8/107
D757,510	S *	5/2016	Caglar	D8/21
D762,434	S *	8/2016	Christopher	D8/52
D768,450	S *	10/2016	Reedy	D8/52
D793,195	S *	8/2017	Grass	D22/149
D804,275	S *	12/2017	Ou	D8/107

* cited by examiner

Primary Examiner — Deanna L Pratt

(74) *Attorney, Agent, or Firm* — Alford Law Group, Inc.;
William E. Alford; David T. Bracken

(57) **CLAIM**

The ornamental design for the pliers grip handles, as shown and described.

DESCRIPTION

FIG. 1 is perspective view of the pliers grip handles of my design.

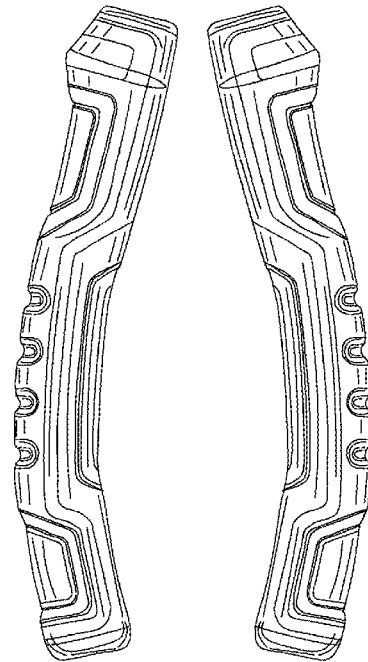
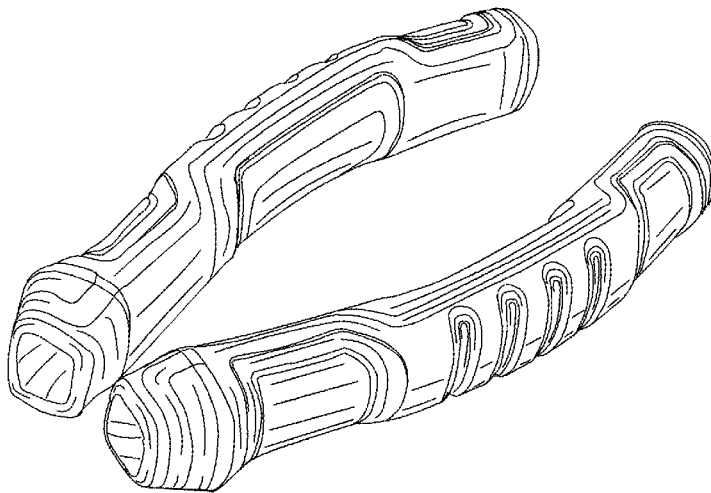
FIG. 2 are front and rear views thereof.

FIG. 3 are right and left side views thereof.

FIG. 4 is a bottom view thereof; and,

FIG. 5 is a top view thereof.

1 Claim, 4 Drawing Sheets



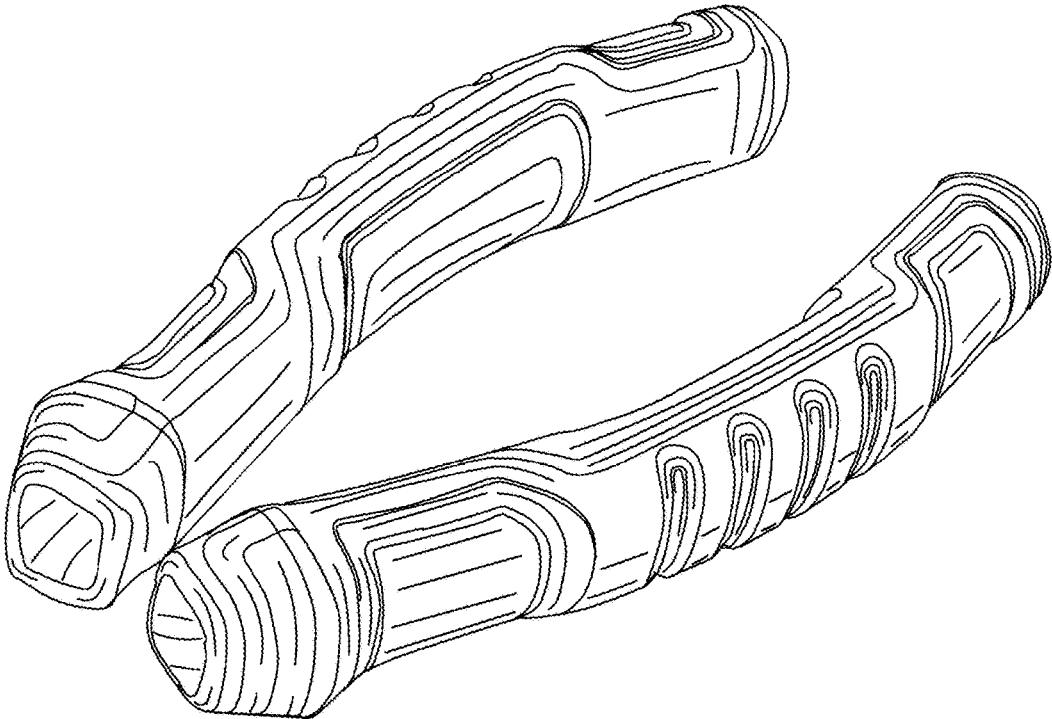


FIG. 1

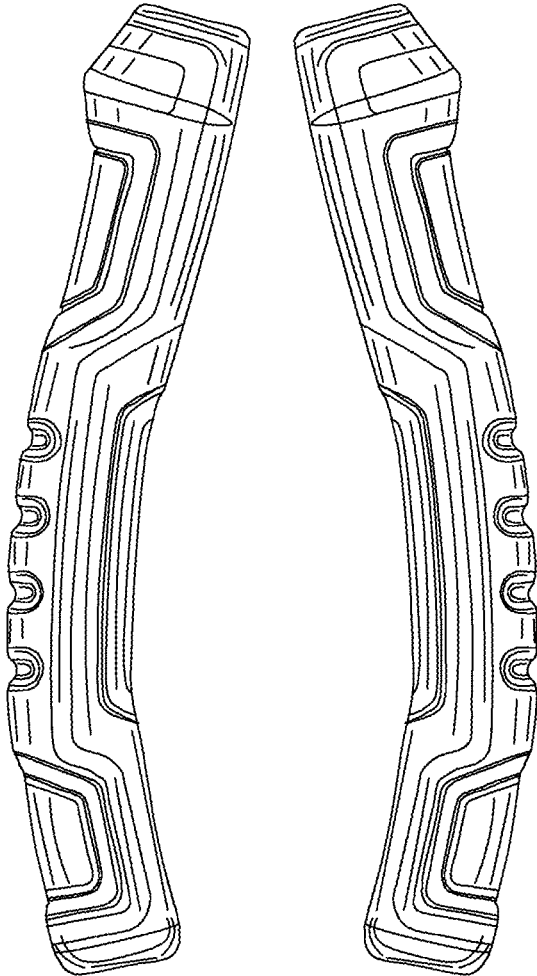


FIG. 2

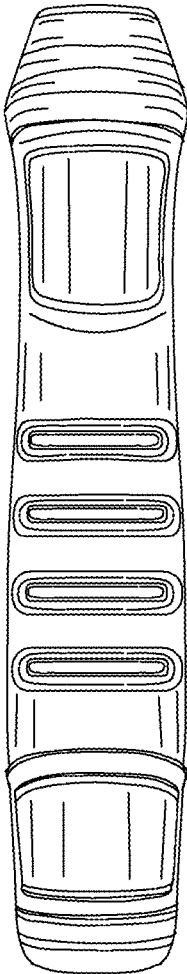


FIG. 3

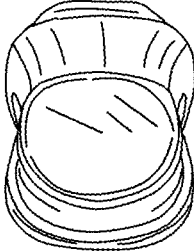
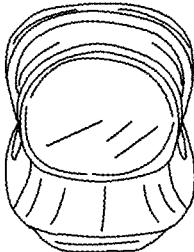


FIG. 4

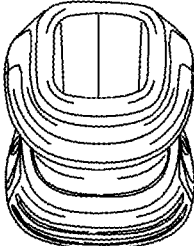
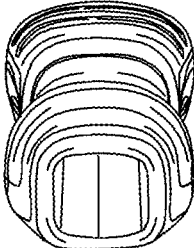


FIG. 5