



US00D841423S

(12) **United States Design Patent**
Lima et al.

(10) **Patent No.:** **US D841,423 S**

(45) **Date of Patent:** **** Feb. 26, 2019**

- (54) **MULTIPLE GRIP PLIERS**
- (71) Applicant: **APEX BRANDS, INC.**, Apex, NC (US)
- (72) Inventors: **Érik Gurski Lima**, Hauer Curitiba (BR); **Frederico Olinger Rocha**, Curitiba (BR)
- (73) Assignee: **APEX BRANDS, INC.**, Apex, NC (US)
- (**) Term: **15 Years**
- (21) Appl. No.: **29/614,117**
- (22) Filed: **Aug. 16, 2017**
- (51) **LOC (11) Cl.** **08-05**
- (52) **U.S. Cl.**
USPC **D8/52**
- (58) **Field of Classification Search**
USPC D8/4, 5, 51-60, 105, 107
CPC B25B 7/00; B25G 1/10; B25G 1/102
See application file for complete search history.

| | | | | |
|-------------------|---------|-------------|-------|----------------------|
| D618,078 S * | 6/2010 | Cripps | | D8/52 |
| D631,322 S * | 1/2011 | Wong | | D8/107 |
| D665,243 S * | 8/2012 | Yang | | D8/107 |
| D699,526 S * | 2/2014 | Wang | | D8/5 |
| D708,037 S * | 7/2014 | Anderson | | D8/107 |
| D718,602 S * | 12/2014 | Musser | | D8/107 |
| D762,434 S * | 8/2016 | Christopher | | D8/52 |
| D766,689 S * | 9/2016 | Ritter | | D8/52 |
| D766,693 S * | 9/2016 | Caglar | | D8/107 |
| D775,504 S * | 1/2017 | Dechant | | D8/52 |
| 2016/0185000 A1 * | 6/2016 | Huang | | B26B 13/16 30/262 |

* cited by examiner

Primary Examiner — Deanna L Pratt

(74) *Attorney, Agent, or Firm* — Burr Forman McNair

(57) **CLAIM**

The ornamental design for a multiple grip pliers, as shown and described.


DESCRIPTION

FIG. 1 is a perspective view of a multiple grip pliers in accordance with an embodiment of the present invention; FIG. 2 is a front view of the multiple grip pliers of FIG. 1; FIG. 3 is a rear view of the multiple grip pliers of FIG. 1; FIG. 4 is a left side view of the multiple grip pliers of FIG. 1; FIG. 5 is a right side view of the multiple grip pliers of FIG. 1; FIG. 6 is a top view of the multiple grip pliers of FIG. 1; and, FIG. 7 is a bottom view of the multiple grip pliers of FIG. 1.

The evenly-spaced broken lines illustrate portions of the multiple grip pliers that form no part of the claimed design. The dash-dot-dash-type broken lines illustrate the bounds of the claimed design and form no part thereof.

1 Claim, 5 Drawing Sheets

- (56) **References Cited**
U.S. PATENT DOCUMENTS
- D259,854 S * 7/1981 Wahlberg D8/58
- D259,913 S * 7/1981 Wahlberg D8/58
- D262,090 S * 12/1981 Wahlberg D8/58
- D414,098 S * 9/1999 Eggert D8/107
- 6,134,994 A * 10/2000 Gomas B25B 7/00
16/430
- D435,413 S * 12/2000 Panier D8/52
- D503,081 S * 3/2005 Lucas D8/107
- D579,745 S * 11/2008 Huang D8/107



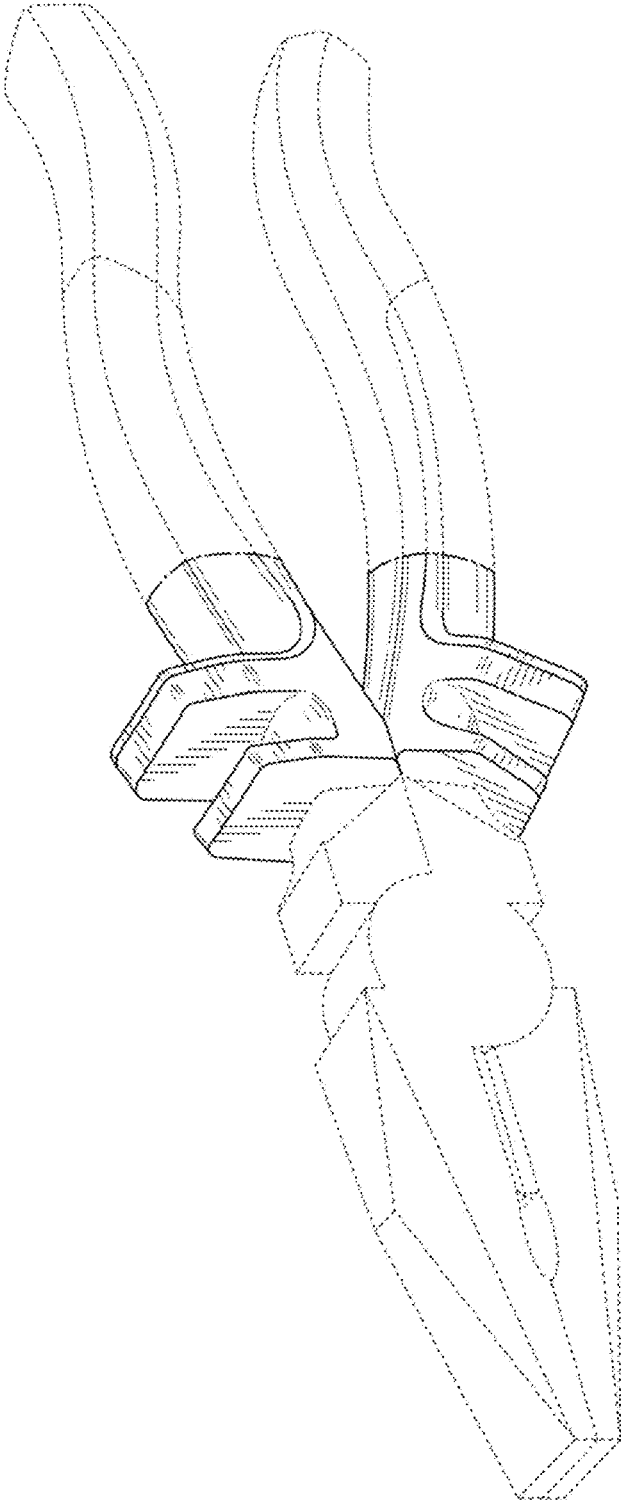


FIG. 1



FIG. 2

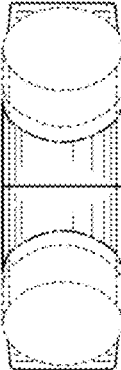


FIG. 3

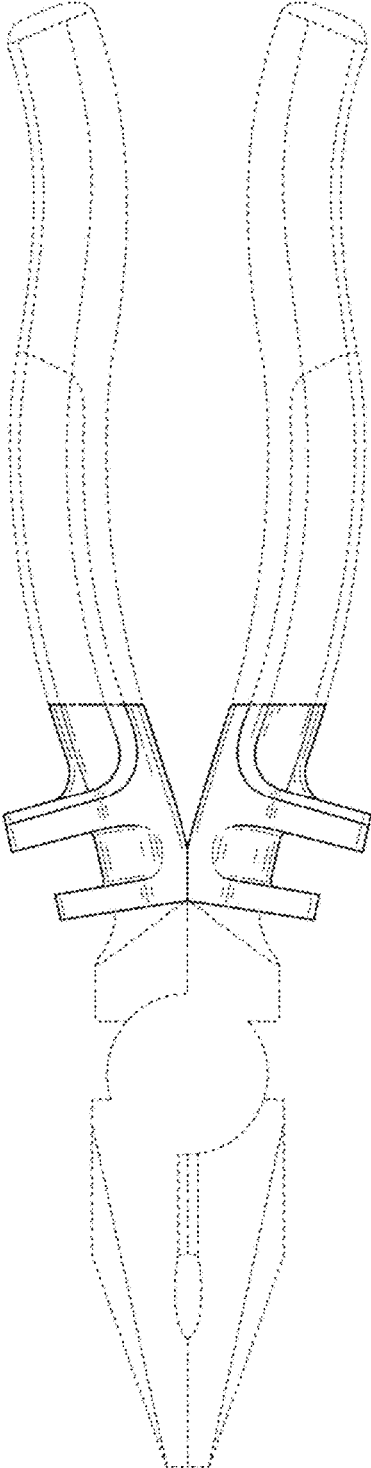


FIG. 4

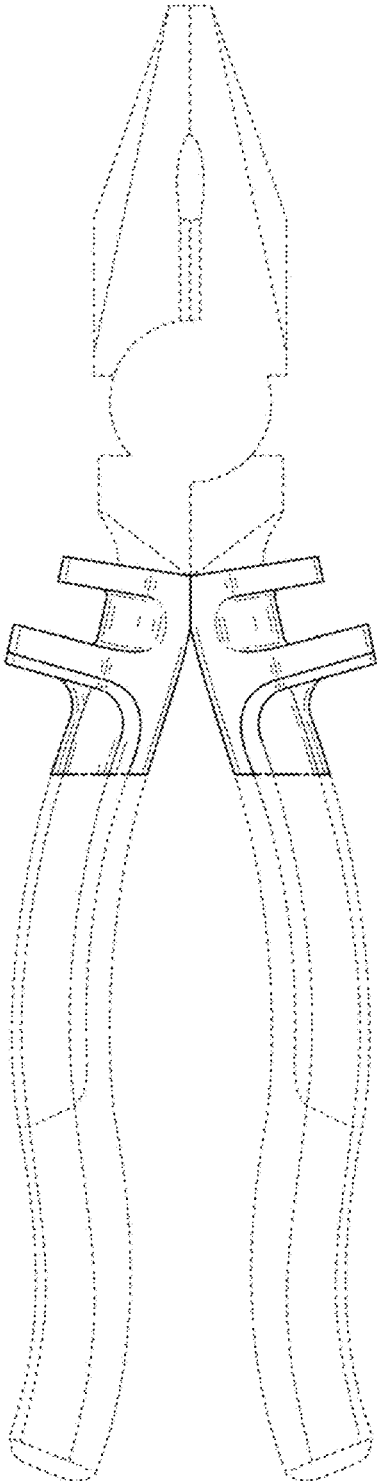


FIG. 5

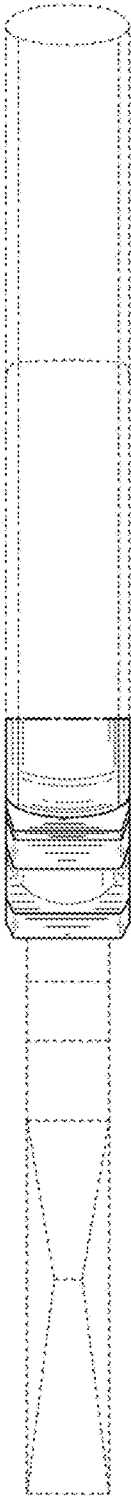


FIG. 6

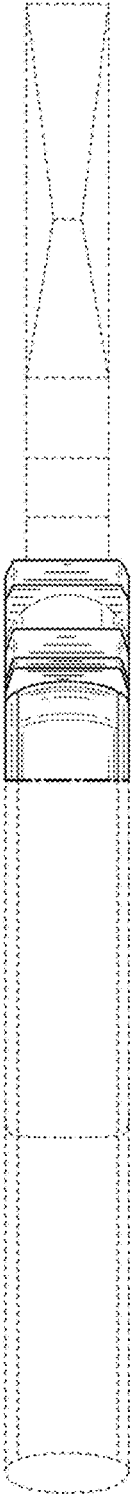


FIG. 7