



US00D845728S

(12) **United States Design Patent**
Zhang

(10) **Patent No.:** **US D845,728 S**

(45) **Date of Patent:** **** Apr. 16, 2019**

(54) **PLIERS WITH A PIVOT AREA**

(71) Applicant: **Xin Zhang**, Nanjing (CN)

(72) Inventor: **Xin Zhang**, Nanjing (CN)

(**) Term: **15 Years**

(21) Appl. No.: **29/622,903**

(22) Filed: **Oct. 20, 2017**

(51) **LOC (11) Cl.** **08-05**

(52) **U.S. Cl.**
USPC **D8/52**

(58) **Field of Classification Search**
USPC D8/4, 5, 51-58
CPC .. B25B 7/123; B25B 7/12; B25B 7/10; B25B
7/02; B25B 7/14; B25B 7/16; B25B 7/04
See application file for complete search history.

(56) **References Cited**

U.S. PATENT DOCUMENTS

3,833,953 A * 9/1974 Fisher B25B 7/00
7/107
4,829,858 A 5/1989 Kern et al.

4,989,479 A 2/1991 Anderson et al.
D427,496 S 7/2000 Berg
D454,474 S * 3/2002 Montague D8/52
D499,621 S * 12/2004 Tsuda D8/52
D519,803 S * 5/2006 Tsuda D8/4
D612,695 S * 3/2010 Schultheiss D8/51
D622,119 S * 8/2010 Schultheiss D8/51

* cited by examiner

Primary Examiner — Deanna L Pratt
(74) *Attorney, Agent, or Firm* — Alford Law Group, Inc.;
William E. Alford; David T. Bracken

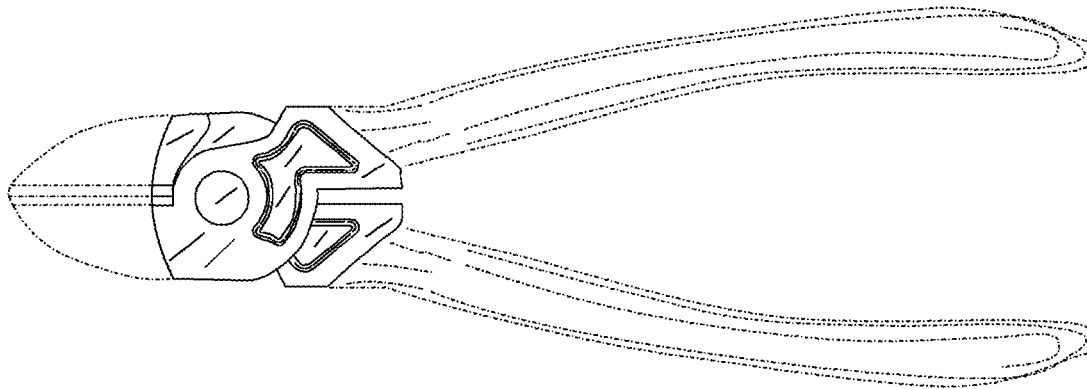
(57) **CLAIM**

An ornamental design for pliers with a pivot area, as shown and described.

DESCRIPTION

FIG. 1 show front and rear perspective views of pliers with a pivot area of my design.
FIG. 2 is front and rear views thereof.
FIG. 3 is right and left side views thereof.
FIG. 4 is a top view thereof.
FIG. 5 is a bottom view thereof; and,
FIG. 6 show alternate front and rear perspective views thereof.

1 Claim, 3 Drawing Sheets



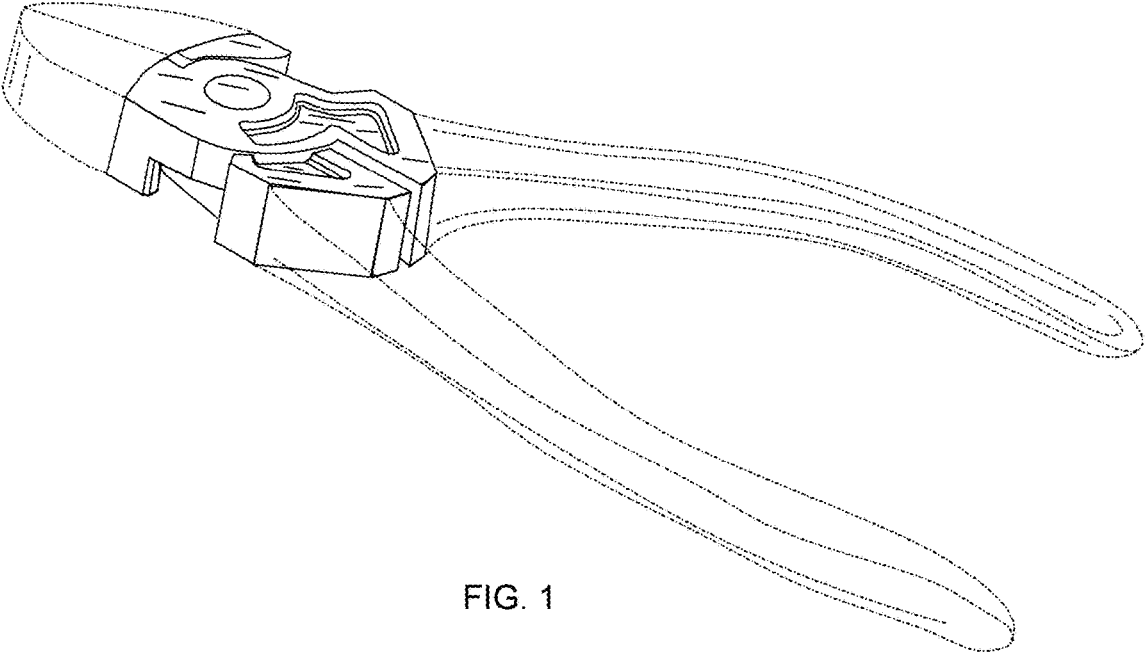


FIG. 1

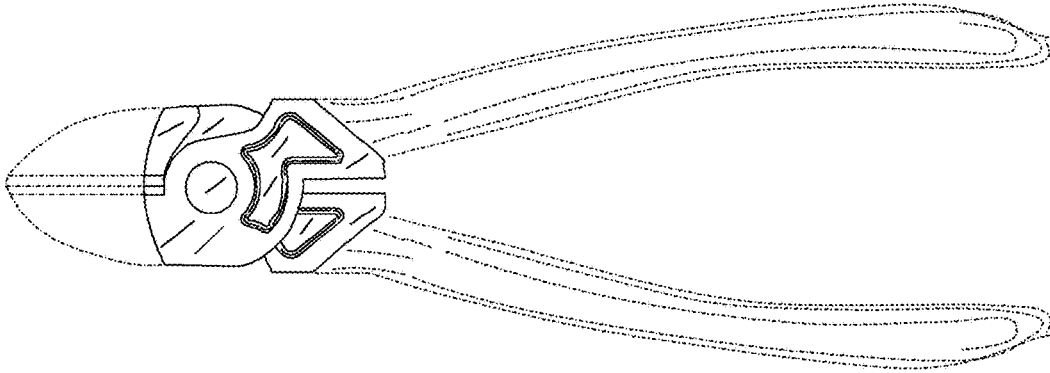


FIG. 2




FIG. 3



FIG. 4

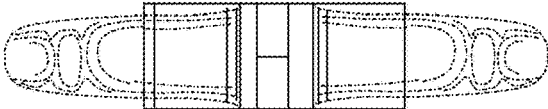


FIG. 5

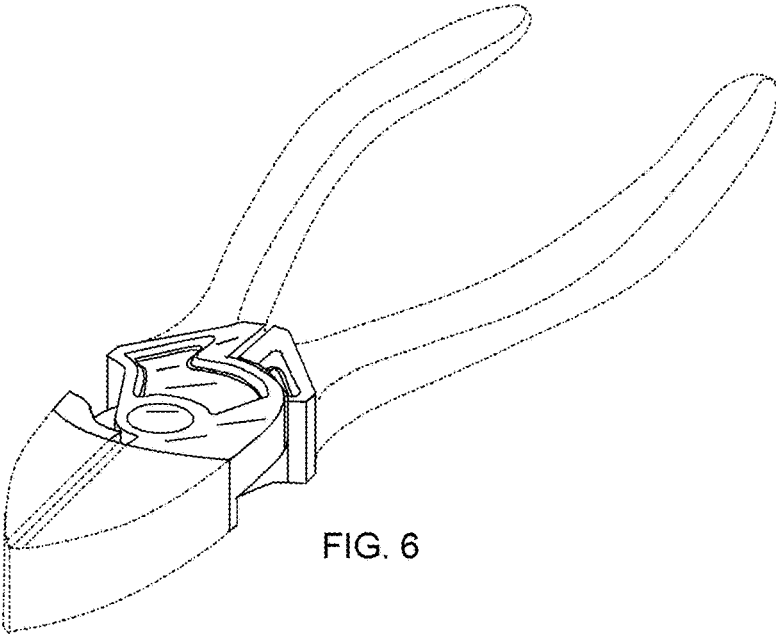


FIG. 6