



US00D792708S

(12) **United States Design Patent** (10) **Patent No.:** **US D792,708 S**
Tazawa et al. (45) **Date of Patent:** **** Jul. 25, 2017**

(54) **STORAGE CASE FOR PORTABLE TOOL**

(71) Applicant: **Hitachi Koki Co., Ltd.**, Minato-Ku, Tokyo (JP)

(72) Inventors: **Yuko Tazawa**, Hitachinaka (JP);
Masato Sakai, Hitachinaka (JP);
Kenichi Yamada, Hitachinaka (JP);
Shuji Takeda, Hitachinaka (JP)

(73) Assignee: **Hitachi Koki Co., Ltd.**, Minato-Ku, Tokyo (JP)

(**) Term: **15 Years**

(21) Appl. No.: **29/534,699**

(22) Filed: **Jul. 30, 2015**

(30) **Foreign Application Priority Data**

Jan. 30, 2015 (JP) 2015-001815

(51) **LOC (10) Cl.** **03-01**

(52) **U.S. Cl.**
USPC **D3/276; D3/905**

(58) **Field of Classification Search**
USPC D3/272, 273, 274, 276, 281, 282, 288,
D3/294, 905, 232, 239, 242, 245, 246;
D7/629

CPC . B25H 3/00; B25H 3/02; B25H 3/003; B25H
3/006; B25H 3/021; B25H 3/022; B25H
3/023; B25H 3/025; B25H 3/026; B25H
3/027; B25H 3/028; A45C 5/00; A45C
5/005; A45C 5/03; A45C 2005/037; A45C
5/08; A45C 2005/10

See application file for complete search history.

(56) **References Cited**

U.S. PATENT DOCUMENTS

D429,975 S * 8/2000 Marshall-Rees D3/282
D566,484 S * 4/2008 George D3/294

D572,479 S * 7/2008 Buck D3/282
D572,480 S * 7/2008 Buck D3/294
D600,015 S * 9/2009 Wenchel D3/294
D621,615 S * 8/2010 Stern D3/282
D635,766 S * 4/2011 Roesler D3/282
D639,059 S * 6/2011 Fraiman D3/282
D703,951 S * 5/2014 Yum D3/274
D704,442 S * 5/2014 Chen D3/294
D710,098 S * 8/2014 Horowitz D3/276
D710,104 S * 8/2014 Tivoly D3/282
D731,791 S * 6/2015 Youmans D3/282
D733,429 S * 7/2015 Grenier D3/294
D734,945 S * 7/2015 Morrison D3/282
D757,435 S * 5/2016 Damberg D3/284
D763,629 S * 8/2016 Swartz D7/629
2005/0205372 A1* 9/2005 Chen B25H 3/02
190/37

* cited by examiner

Primary Examiner — Jennifer Rivard

Assistant Examiner — April Rivas

(74) *Attorney, Agent, or Firm* — Banner & Witcoff, Ltd.

(57) **CLAIM**

The ornamental design for a storage case for portable tool, as shown and described.

DESCRIPTION

FIG. 1 is a front view of a storage case for portable tool showing my new design;
FIG. 2 is a rear view thereof;
FIG. 3 is a left side view thereof;
FIG. 4 is a right side view thereof;
FIG. 5 is a top plan view thereof;
FIG. 6 is a bottom view thereof; and,
FIG. 7 is a top, front, right, perspective view thereof.
The broken lines in FIG. 2 illustrate unclaimed portions of the storage case for portable tool and form no part of the claimed design.

1 Claim, 7 Drawing Sheets

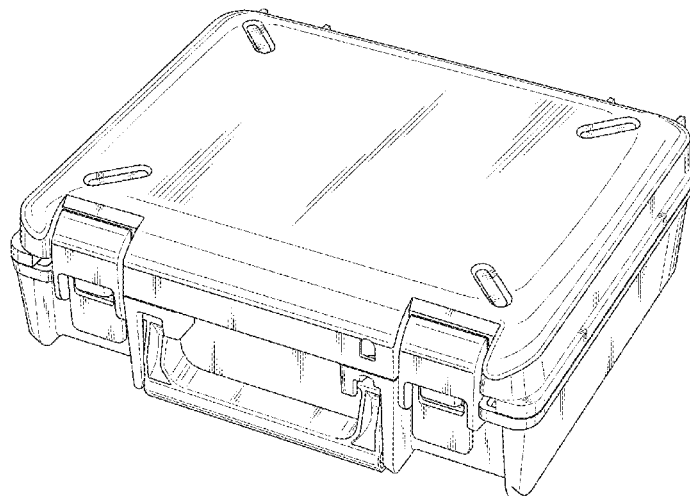


Fig. 1

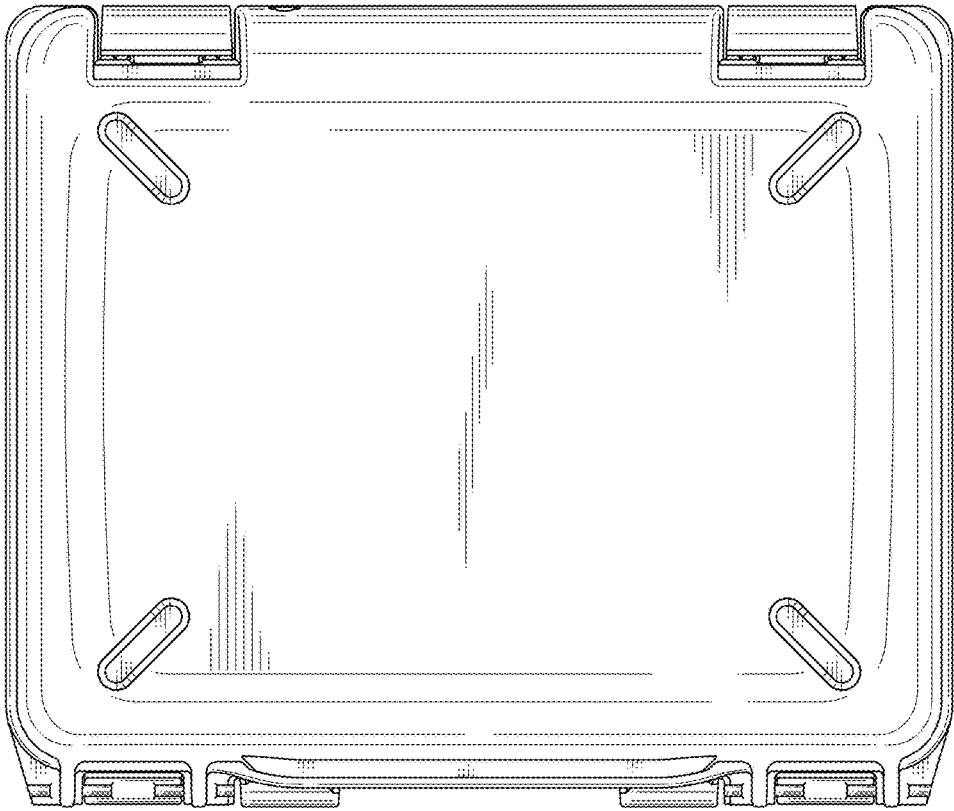


Fig. 2

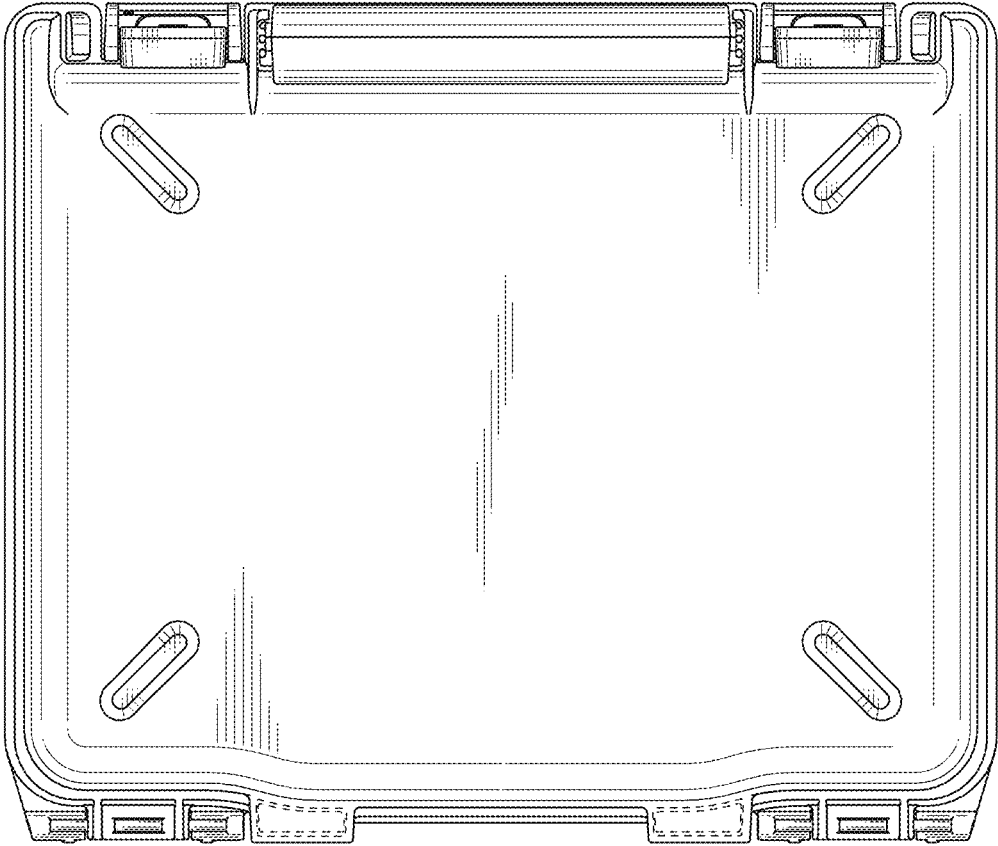


Fig. 3

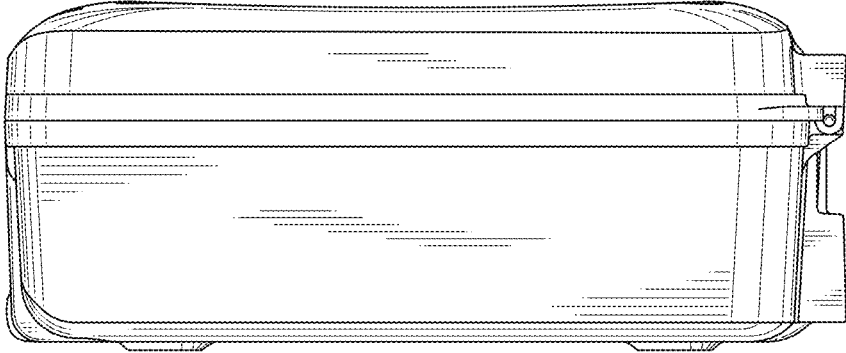


Fig. 4

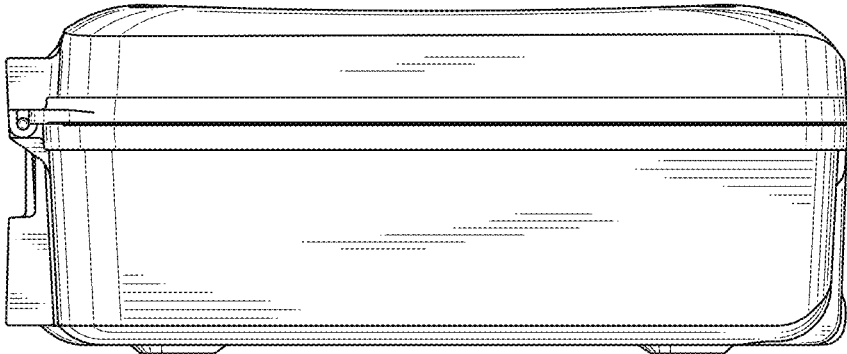


Fig. 5

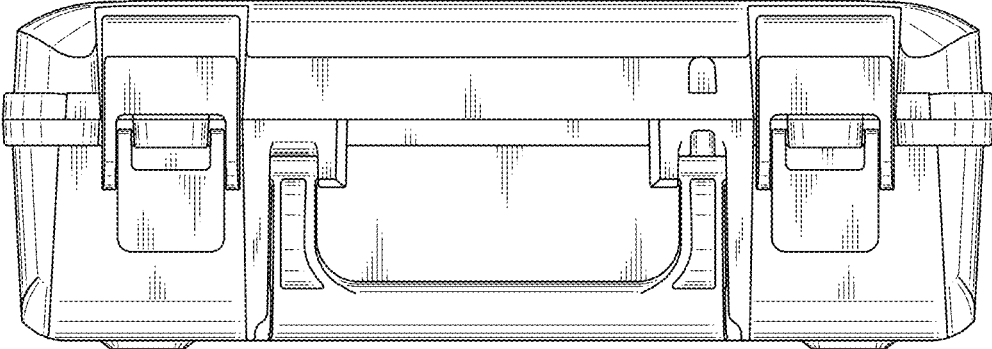


Fig. 6

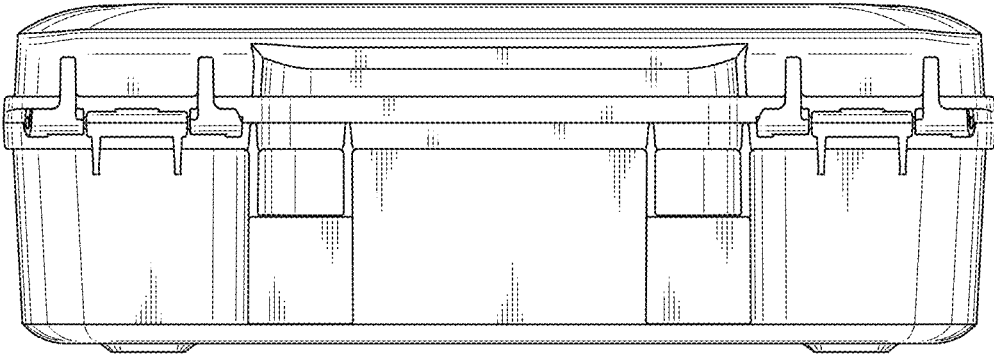


Fig. 7

