



US00D794945S

(12) **United States Design Patent**
Chung

(10) **Patent No.:** **US D794,945 S**

(45) **Date of Patent:** **** Aug. 22, 2017**

- (54) **MASCARA REMOVAL TOOL CASE**
- (71) Applicant: **Salomie Chung**, Miami, FL (US)
- (72) Inventor: **Salomie Chung**, Miami, FL (US)
- (**) Term: **15 Years**

D690,055 S 9/2013 Chen
 8,887,919 B2 * 11/2014 Turner A61M 16/0666
 128/207.18
 D723,912 S * 3/2015 Shigeno D9/420
 D728,360 S * 5/2015 Kelly D9/420
 D738,110 S * 9/2015 Jiang D3/294
 D772,572 S * 11/2016 Palmborg D3/201

* cited by examiner

(21) Appl. No.: **29/565,723**

(22) Filed: **May 24, 2016**

(51) **LOC (10) Cl.** **03-02**

(52) **U.S. Cl.**
USPC **D3/205**

(58) **Field of Classification Search**
USPC D3/205, 274, 294; D9/420, 687, 730
CPC A45C 11/00; A45C 11/008; A45C 11/26;
A45C 2011/007; A45C 9/00; A45D 44/18
See application file for complete search history.

(56) **References Cited**

U.S. PATENT DOCUMENTS

D132,458 S	5/1942	Reinecke	
D299,561 S	1/1989	Bakic	
D303,583 S	9/1989	Bakic	
D321,415 S	11/1991	Chen	
D458,127 S	6/2002	de Groote	
D478,689 S	8/2003	Thorpe	
D480,837 S	10/2003	Liu	
D578,710 S *	10/2008	Genovese	D28/78
D613,944 S *	4/2010	Molina	D3/294
D615,420 S *	5/2010	Joo	D9/730
D625,913 S *	10/2010	Phillips	D3/205
D630,379 S	1/2011	Chen	
D641,164 S *	7/2011	Cornu	D3/294
D662,320 S *	6/2012	De Leo	D3/201
D666,415 S *	9/2012	Chen	D3/294
D669,792 S *	10/2012	Lorenz	D9/686

Primary Examiner — Charles Hanson

(57) **CLAIM**

The ornamental design for a mascara removal tool case, as shown and described.

DESCRIPTION

FIG. 1 is a perspective view of a mascara removal tool case showing my new design with its cover in a closed position. FIG. 2 is another perspective view showing the inside of my new design when the cover is in its fully opened position. FIG. 3 is a top plan view of the bottom of my new design with its cover in the closed position. FIG. 4 is a top plan view of the outside of the cover of my new design when the cover is in its fully open position. FIG. 5 is a front elevational view showing my new design when its cover is closed. FIG. 6 is a front elevational view showing my new design when its cover is in its completely open position; and, FIG. 7 is a back plan view showing my new design with its cover in a closed position.

The article in which the design is embodied is intended for the transport of a mascara-removal tool and its disposable accessories.

1 Claim, 5 Drawing Sheets

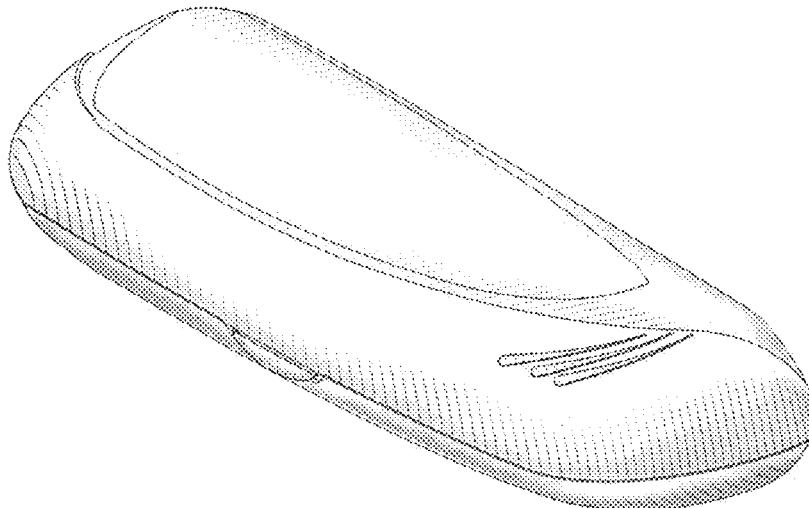


FIG. 1

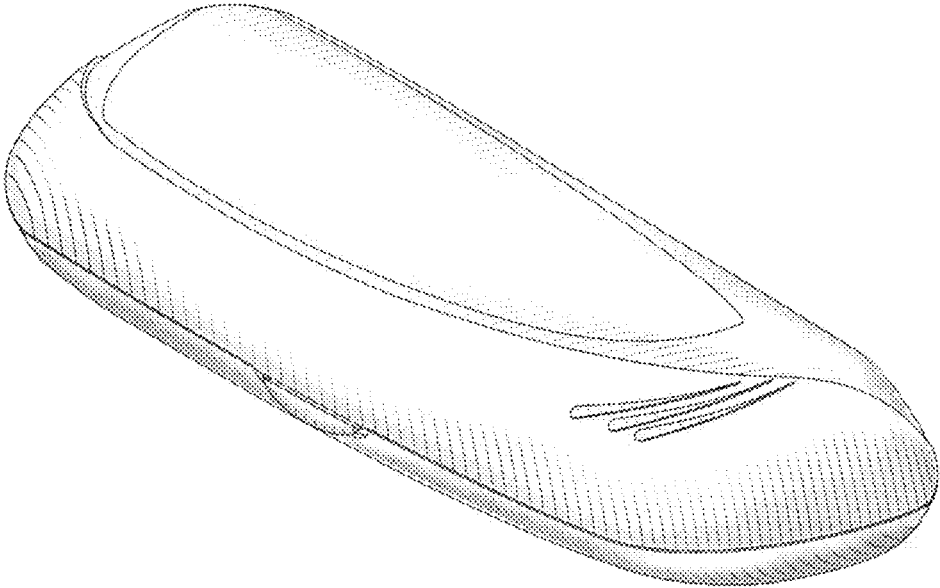


FIG. 2

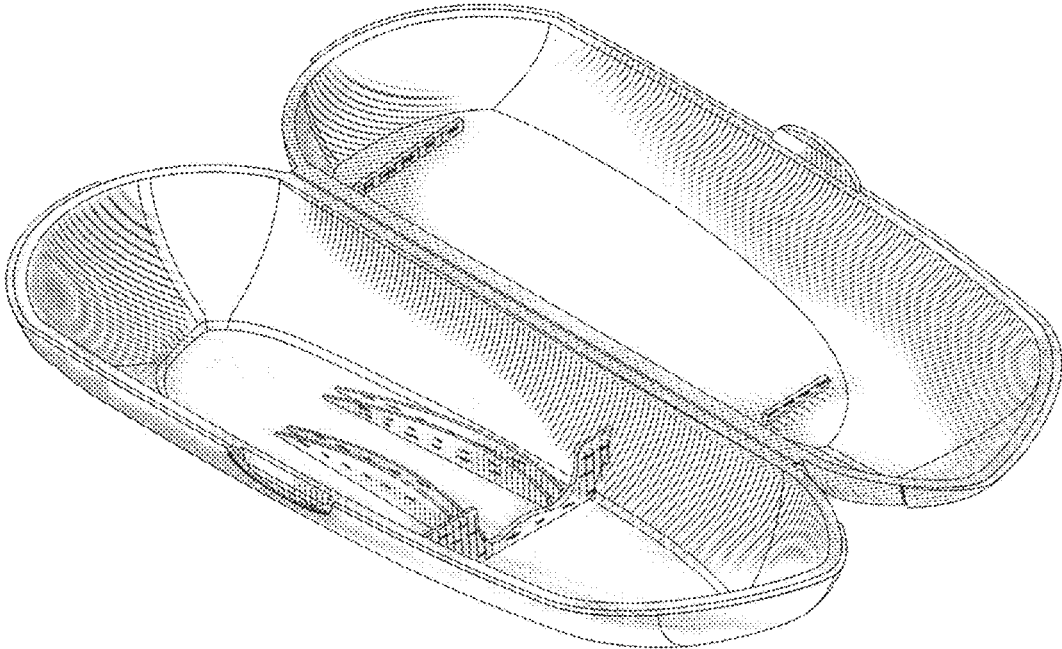


FIG. 3

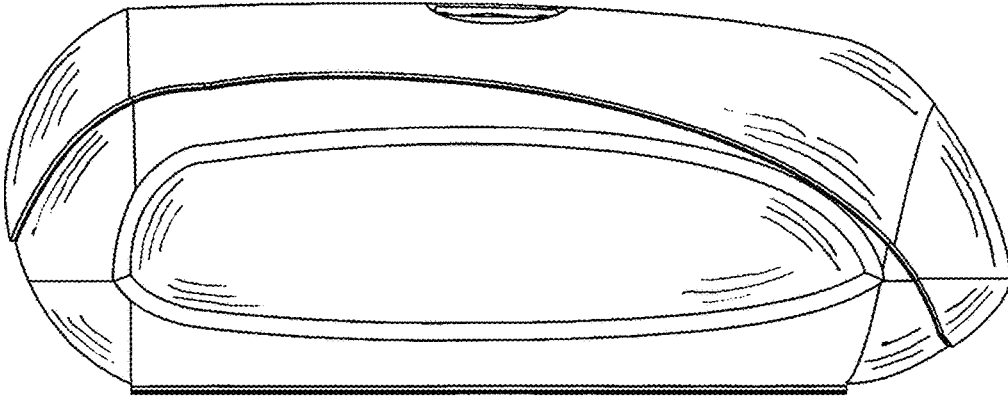


FIG. 4

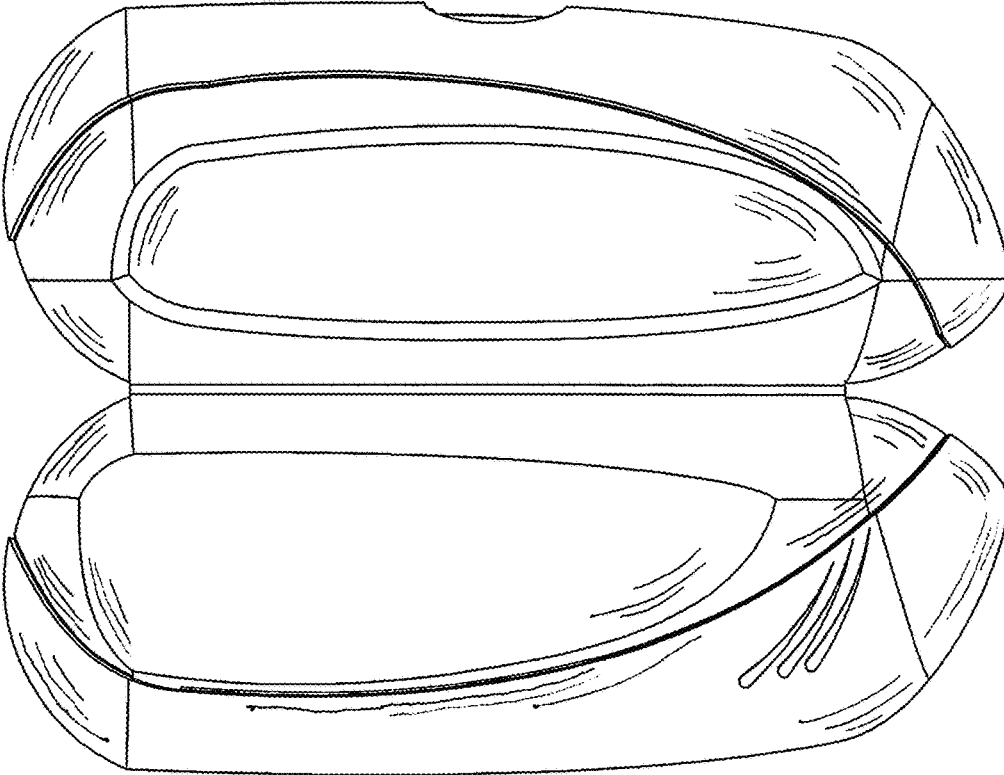


FIG. 5

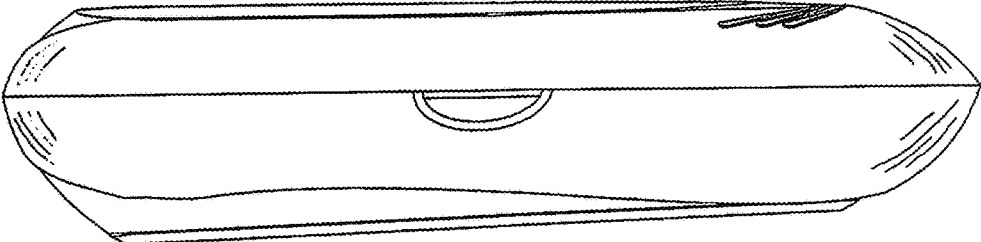


FIG. 6



FIG. 7

