



US00D795581S

(12) **United States Design Patent**
Cruz

(10) **Patent No.:** **US D795,581 S**

(45) **Date of Patent:** **** Aug. 29, 2017**

(54) **BICYCLE TOOL CASE**

9,445,654 B2* 9/2016 Drew A45F 3/005

* cited by examiner

(71) Applicant: **Stephen Cruz**, Freehold, NJ (US)

Primary Examiner — Sandra Snapp

Assistant Examiner — Holly E Thurman

(72) Inventor: **Stephen Cruz**, Freehold, NJ (US)

(74) *Attorney, Agent, or Firm* — Robert J Doherty

(**) Term: **14 Years**

(57) **CLAIM**

I claim the bicycle tool case, as shown and described.

(21) Appl. No.: **29/474,721**

DESCRIPTION

(22) Filed: **Jan. 16, 2015**

(51) **LOC (10) Cl.** **03-01**

(52) **U.S. Cl.**

USPC **D3/303**

(58) **Field of Classification Search**

USPC D3/204, 218, 226, 230, 232, 243, 245,
D3/246, 247, 249, 272, 273, 275, 276,
D3/283–285, 289, 290, 294–296, 299,
D3/303, 315, 903

CPC A45C 11/34; B60C 23/10

See application file for complete search history.

FIG. 1 is a front perspective view of a bicycle tool case illustrating my invention;

FIG. 2 is a rear perspective view of FIG. 1;

FIG. 3 is a front elevation view of FIG. 1;

FIG. 4 is a rear elevation view of FIG. 1;

FIG. 5 is a top plan view of FIG. 1;

FIG. 6 is a bottom plan view of FIG. 1;

FIG. 7 is a left side elevation view of FIG. 1;

FIG. 8 is a right side elevation view of FIG. 1;

FIG. 9 is a rear perspective view of FIG. 1 shown with the opposed interrupted pockets in an open condition of use; and,

FIG. 10 is a side perspective view of FIG. 1 shown in a rolled-up condition of use attached to an unclaimed bicycle saddle.

The claimed design is shown with a symbolic break in its length. The appearance of any portion of the case between the break lines forms no part of the claimed design. The broken lines immediately adjacent the claimed surfaces represent boundaries of the claimed design. The short dashed broken lines represent stitching. The long dash broken lines depict unclaimed environmental structures. All broken lines form no part of the claimed design.

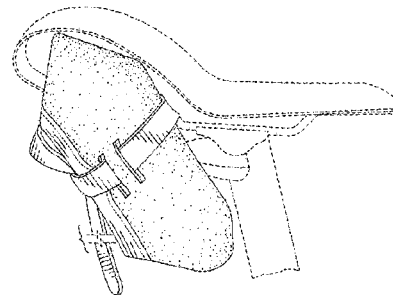
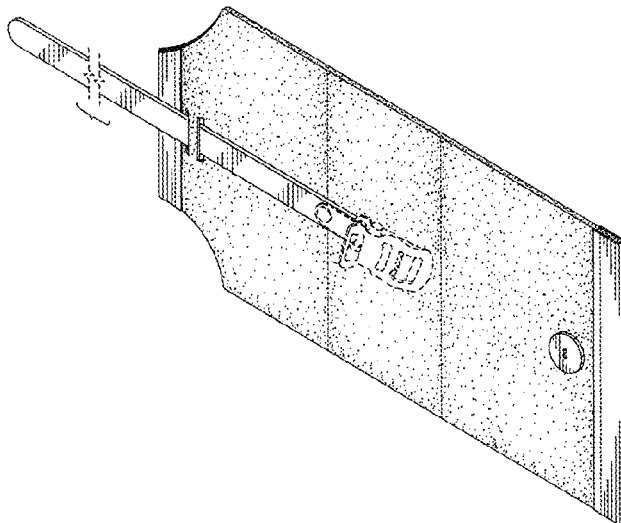
The dotted line representations in the various views showing a particular buckle configuration, a bicycle saddle and tools and repair materials inserted into the packets are for purposes of illustration and form no part of the claimed design.

(56) **References Cited**

U.S. PATENT DOCUMENTS

D250,855 S *	1/1979	Gotz	281/30
4,332,338 A *	6/1982	Christiansen	A45C 1/04
			150/143
4,905,881 A *	3/1990	Graber	A45C 1/04
			150/131
D323,065 S *	1/1992	Stricklin	D19/83
D458,743 S *	6/2002	Brookhouse	D3/206
D459,071 S *	6/2002	Brookhouse	D3/206
D466,686 S *	12/2002	Brookhouse	D3/206
D632,078 S *	2/2011	Schmitz	D3/299
D681,940 S *	5/2013	Turner	A45C 11/00
			D3/203.7
D699,030 S *	2/2014	Etzler	D3/206
8,960,700 B2 *	2/2015	Ellis	B60C 23/10
			280/276
D741,064 S *	10/2015	Ramos	D3/299
D753,398 S *	4/2016	Arami	D3/299

1 Claim, 8 Drawing Sheets



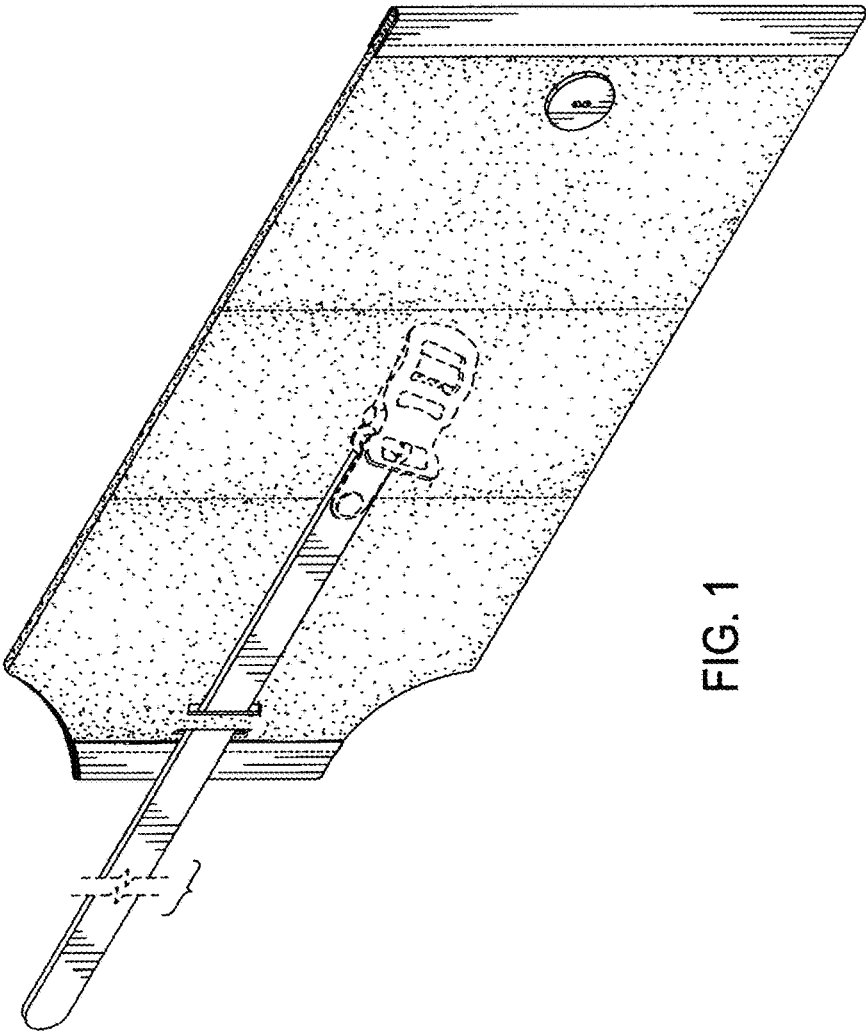


FIG. 1

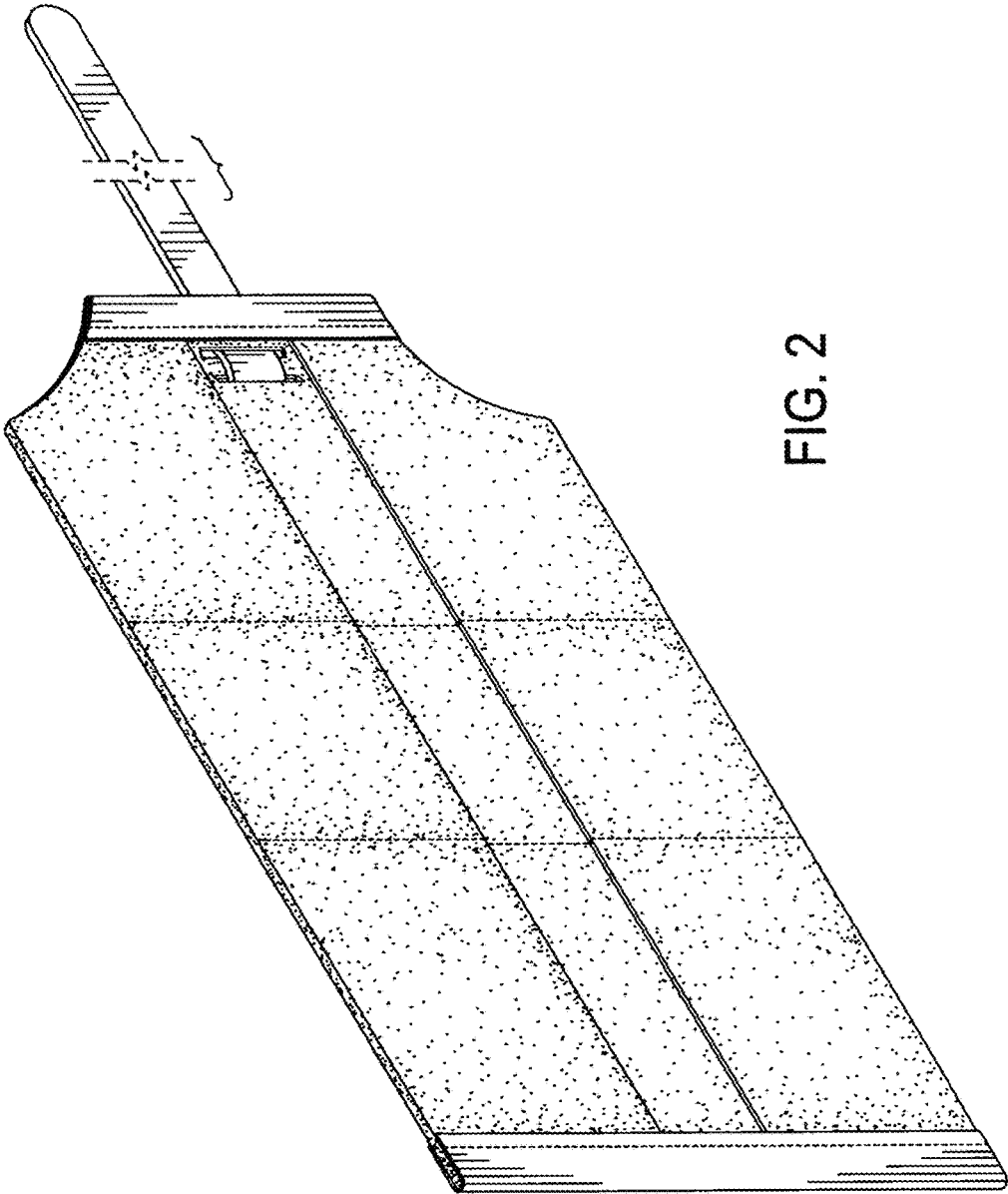


FIG. 2

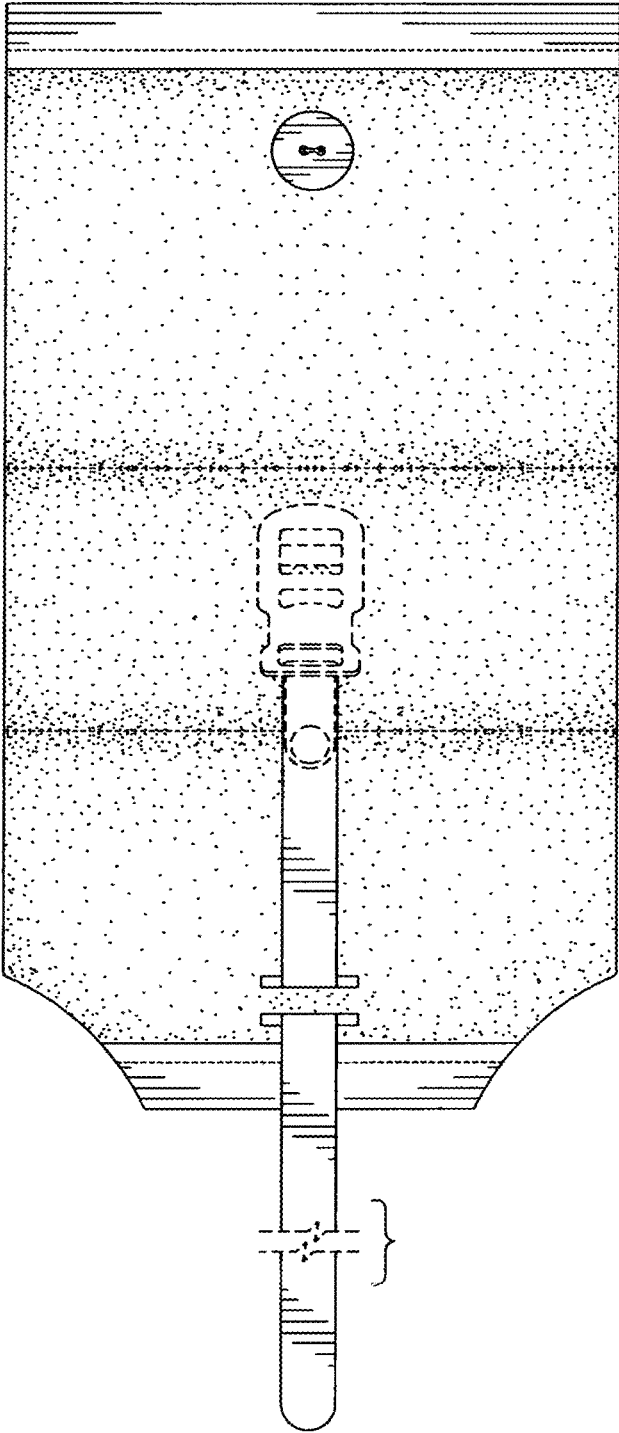


FIG. 3

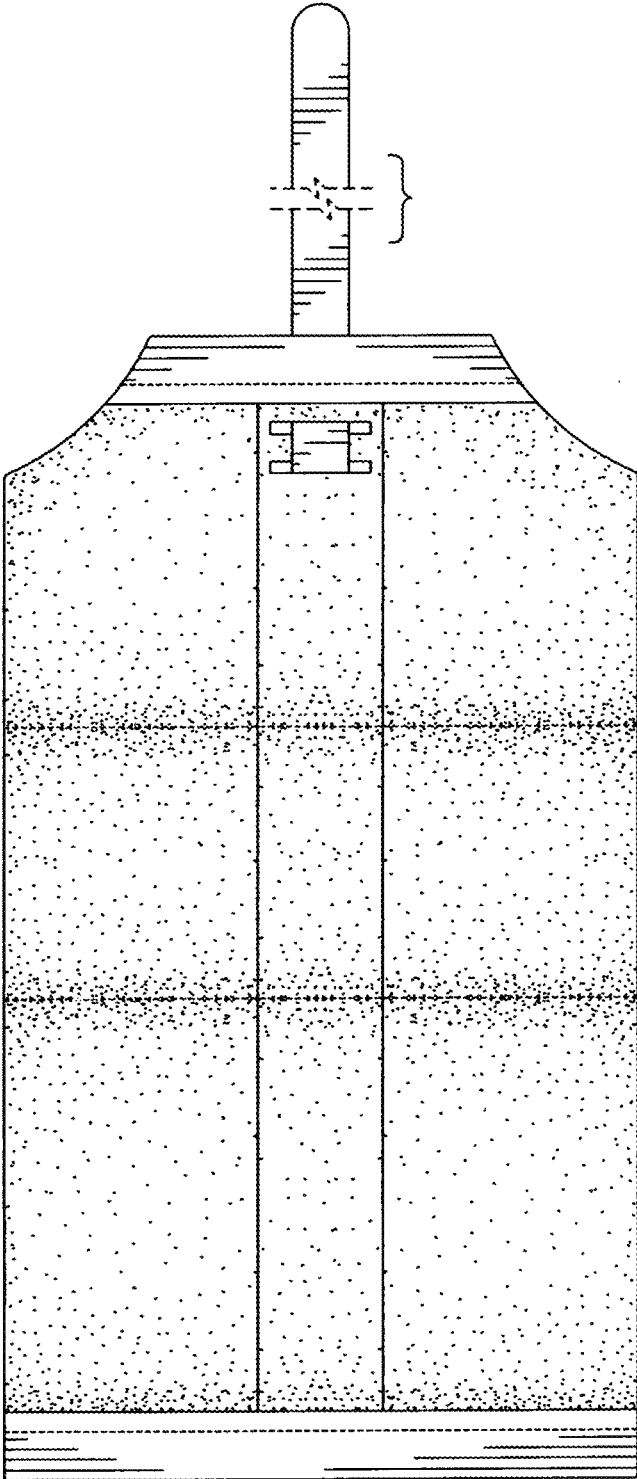


FIG. 4

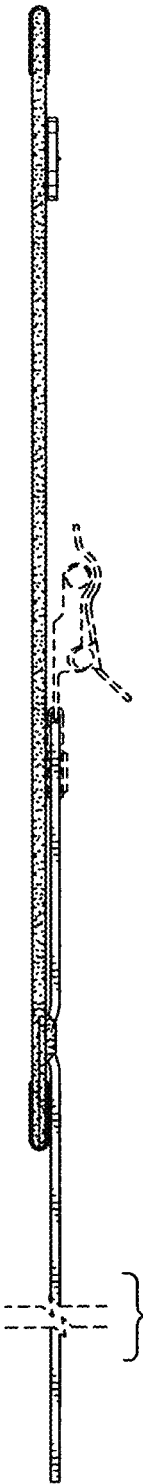


FIG. 5

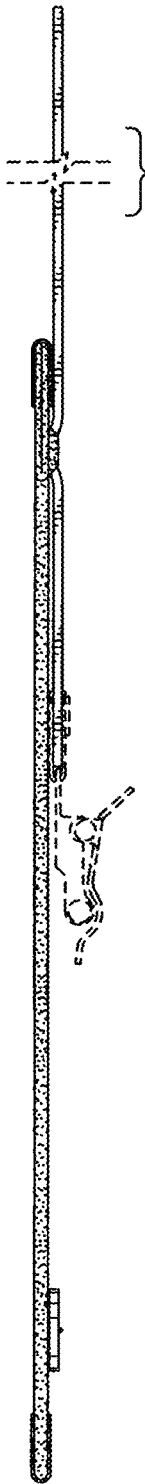


FIG. 6



FIG. 8



FIG. 7

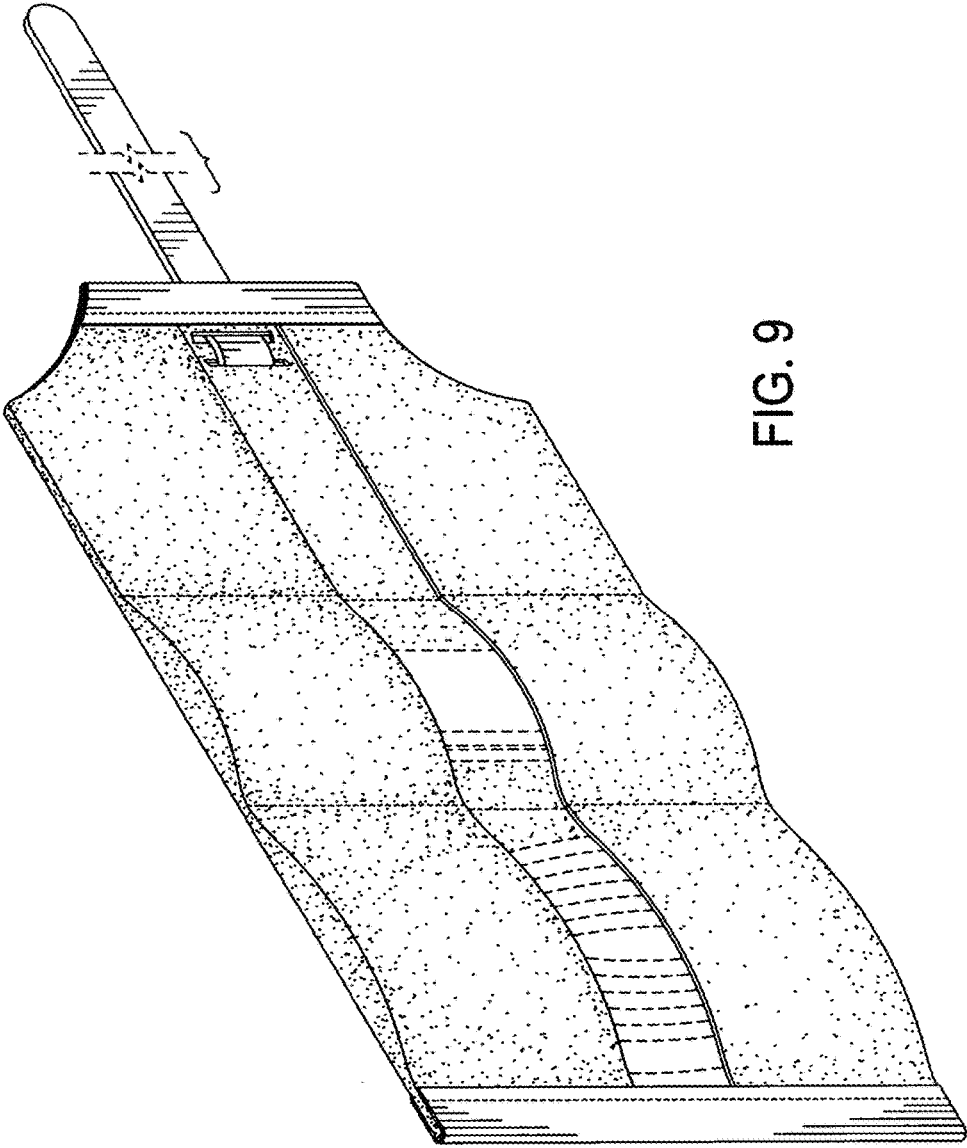


FIG. 9

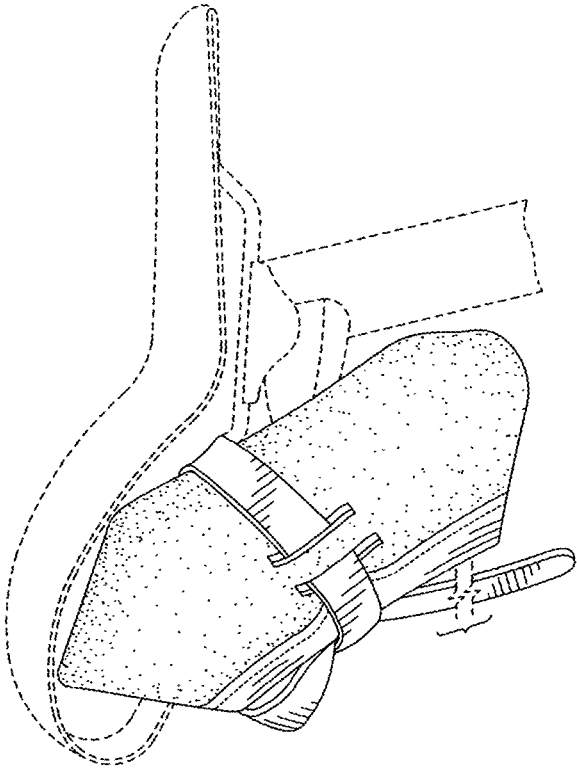


FIG. 10