



US00D798053S

(12) **United States Design Patent**
Shitrit

(10) **Patent No.:** **US D798,053 S**

(45) **Date of Patent:** **** Sep. 26, 2017**

- (54) **TOOL BOX**
- (71) Applicant: **The Stanley Works Israel Ltd.**, Rosh Ha'Ayin (IL)
- (72) Inventor: **Elad Hay Shitrit**, Tel Aviv (IL)
- (73) Assignee: **THE STANLEY WORKS ISRAEL LTD** (IL)
- (**) Term: **15 Years**
- (21) Appl. No.: **29/539,918**
- (22) Filed: **Sep. 18, 2015**

- 2006/0108970 A1* 5/2006 Leasure B25H 3/02
320/101
- 2013/0126542 A1* 5/2013 Lorek B25H 3/021
220/810
- 2015/0165617 A1* 6/2015 Chern B25H 3/02
206/374

(30) **Foreign Application Priority Data**

Mar. 25, 2015 (EM) 002667519

- (51) **LOC (10) Cl.** **03-01**
- (52) **U.S. Cl.**
USPC **D3/276; D3/905**
- (58) **Field of Classification Search**
USPC D3/273, 276, 279, 281, 282, 283, 284,
D3/291, 295, 296, 297, 905, 900
CPC B25H 3/00; B25H 3/003; B25H 3/02
See application file for complete search history.

(56) **References Cited**

U.S. PATENT DOCUMENTS

D674,605 S *	1/2013	Vilkomirski	D3/281
D703,436 S *	4/2014	Sabbag	D3/281
D703,437 S *	4/2014	Bar-Erez	D3/282
D710,098 S *	8/2014	Horowitz	D3/276
D735,995 S *	8/2015	Lin	D3/294
D738,106 S *	9/2015	Shitrit	D3/276
D742,640 S *	11/2015	Sabbag	D3/281
D749,845 S *	2/2016	Tonelli	D3/276
D753,394 S *	4/2016	Brunner	D3/276
D757,435 S *	5/2016	Damberg	A45C 13/02 D3/284

OTHER PUBLICATIONS

FFX, "DeWalt DWST1-75522 DS100 Toughsystem Organiser Case", Accessed Feb. 13, 2017. (<https://www.ffx.co.uk/tools/product/Dewalt-Dwst1-75522-3253561755224-Ds100-Toughsystem-Organiser-Case>).*

Amazon.es, "DeWalt DWST1-75522—Organizador con tapa transparente DS100", Accessed Feb. 13, 2017, First on sale on Nov. 13, 2015. (https://www.amazon.es/dp/B016QUEKGM/ref=pd_sim_60_4/254-4810051-2852868?_encoding=UTF8&psc=1&refRID=P7T7ZDDE5TC9GEVPH94).*

* cited by examiner

Primary Examiner — Jennifer Rivard

Assistant Examiner — April Rivas

(74) *Attorney, Agent, or Firm* — Carl E. Myers

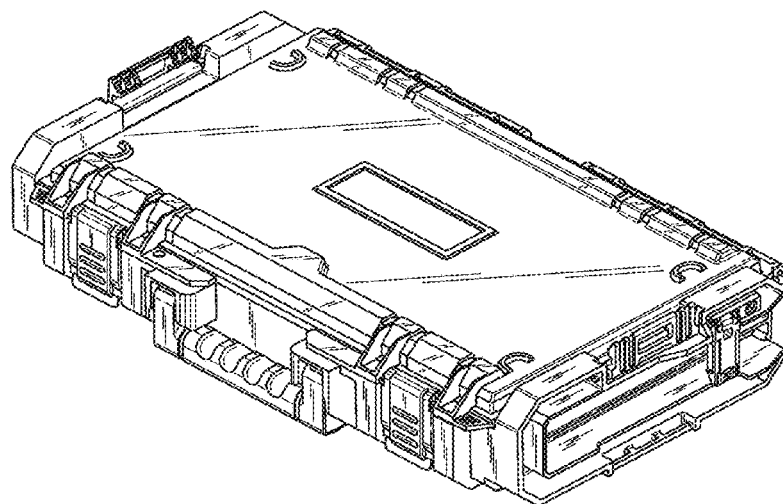
(57) **CLAIM**

The ornamental design for a tool box, as shown and described.

DESCRIPTION

FIG. 1 is a perspective view of our new design.
 FIG. 2 is a front view thereof.
 FIG. 3 is a back view thereof.
 FIG. 4 is a left side view thereof.
 FIG. 5 is a right side view thereof.
 FIG. 6 is a top view thereof; and,
 FIG. 7 is a bottom view thereof.
 The broken lines illustrate portions of the tool box and form no part of the claimed design.

1 Claim, 4 Drawing Sheets



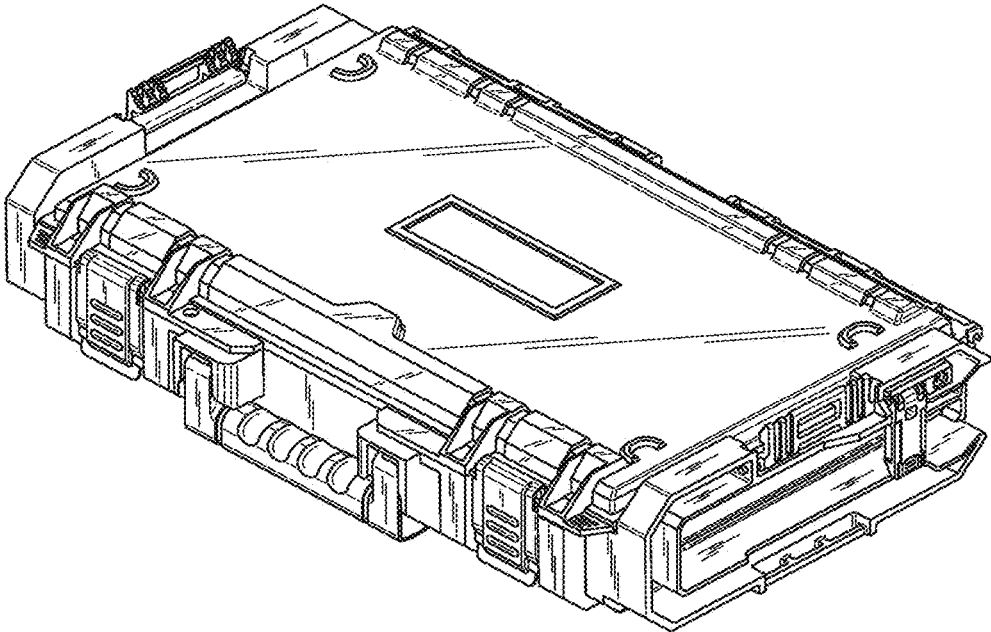


Fig. 1

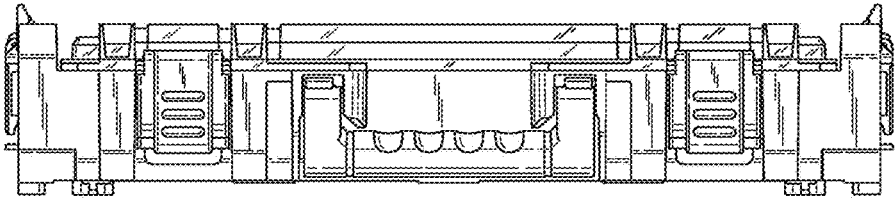


Fig. 2

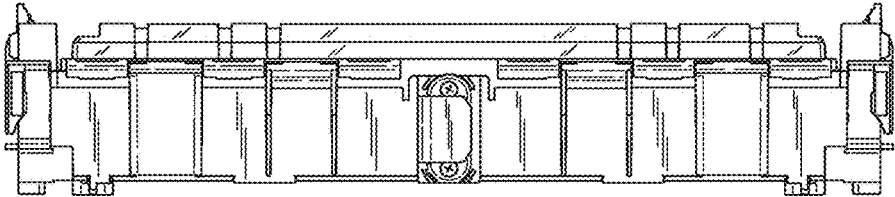


Fig. 3

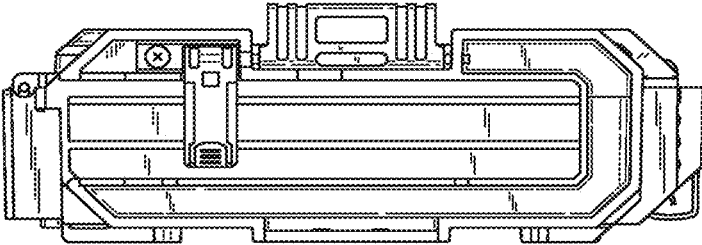


Fig. 4

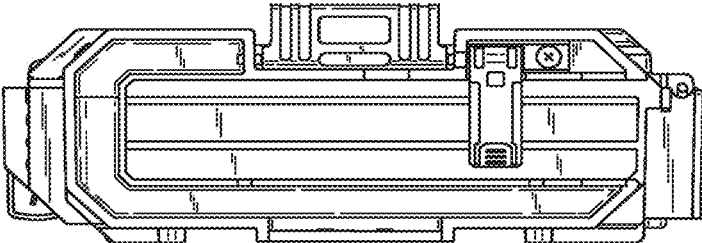


Fig. 5

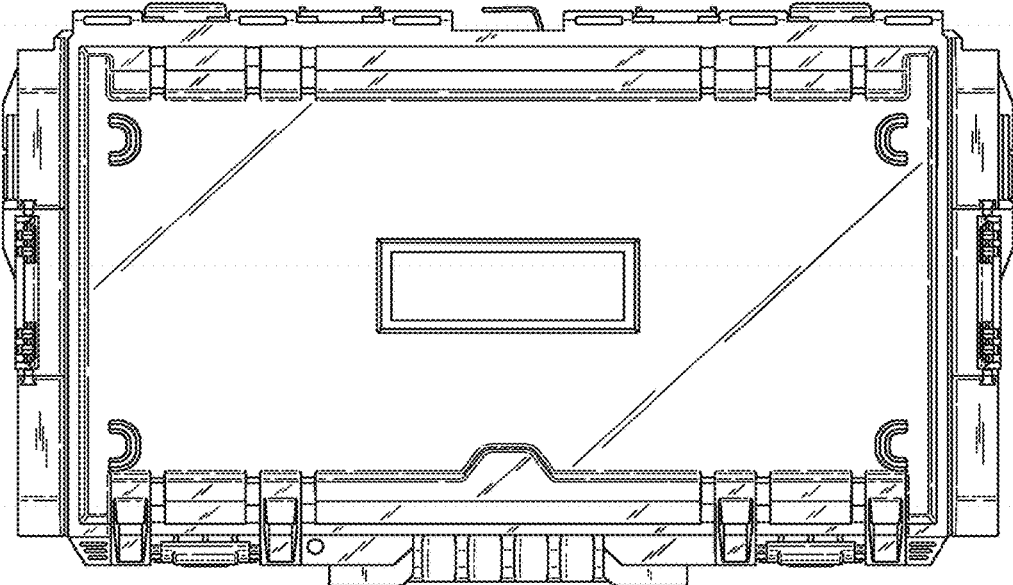


Fig. 6

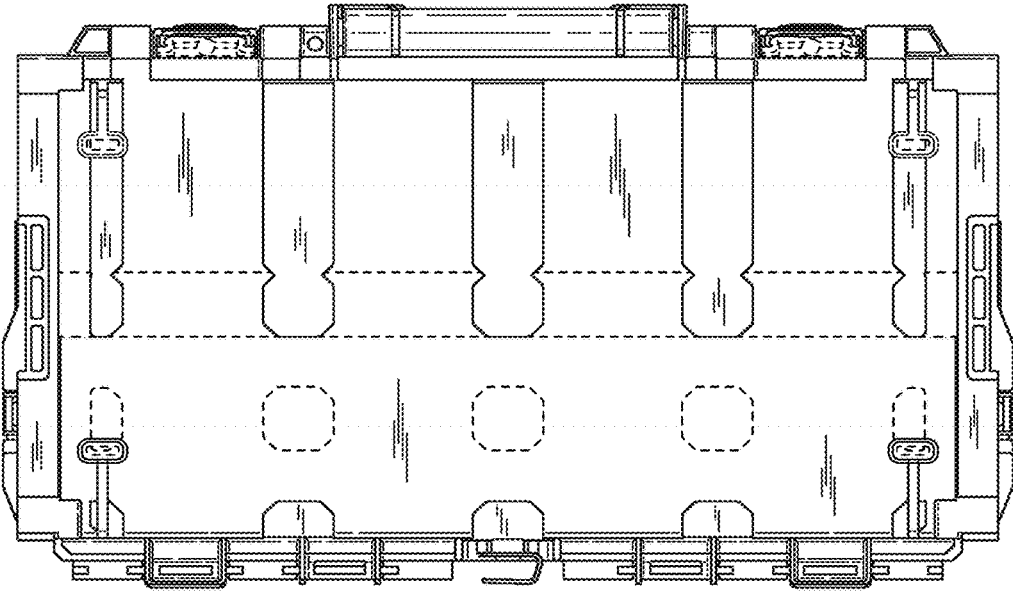


Fig. 7