



US00D798054S

(12) **United States Design Patent**
Shpitzer et al.

(10) **Patent No.:** **US D798,054 S**

(45) **Date of Patent:** **** Sep. 26, 2017**

(54) **TOOL BOX**

(71) Applicant: **The Stanley Works Israel Ltd.,** Rosh Ha' Ayin (IL)

(72) Inventors: **Yaron Shpitzer,** Rishon Le Tsiyon (IL); **Yosi Sabbag,** Holon (IL); **Mickey Menirom,** Raanana (IL)

(73) Assignee: **THE STANLEY WORKS ISRAEL LTD** (IL)

(**) Term: **15 Years**

(21) Appl. No.: **29/536,566**

(22) Filed: **Aug. 18, 2015**

(30) **Foreign Application Priority Data**

Feb. 20, 2015 (EM) 002638452

(51) **LOC (10) Cl.** **03-01**

(52) **U.S. Cl.**
USPC **D3/283; D3/905**

(58) **Field of Classification Search**

USPC D3/905, 276, 279-284, 291, 294, 295,
D3/298, 901, 302, 272, 273, 274, 903
CPC . B25H 3/02-3/028; B25H 3/00; B25H 3/003;
B25H 3/006

See application file for complete search history.

(56) **References Cited**

U.S. PATENT DOCUMENTS

D328,818 S * 8/1992 Hanna D3/281
D330,329 S * 10/1992 Brightbill D3/302
D378,874 S * 4/1997 Dickinson D3/281

D434,225 S * 11/2000 Story D3/276
D600,912 S * 9/2009 Brunner D3/291
D629,607 S * 12/2010 Sabbag D3/282
D668,048 S * 10/2012 Vilkomirski D3/281
D674,605 S * 1/2013 Vilkomirski D3/281
D703,436 S * 4/2014 Sabbag D3/281
D709,697 S * 7/2014 Brunner D3/281
D710,103 S * 8/2014 Horovitz D3/281
D718,934 S * 12/2014 Lin D3/281
D724,320 S * 3/2015 Russell D3/273
D738,105 S * 9/2015 Shitrit D3/276
D744,750 S * 12/2015 Sabbag D3/281
D753,396 S * 4/2016 Brunner D3/281
2011/0181008 A1 * 7/2011 Bensman B25H 3/026
280/47.26

* cited by examiner

Primary Examiner — Jennifer Rivard

Assistant Examiner — April Rivas

(74) *Attorney, Agent, or Firm* — Carl E. Myers

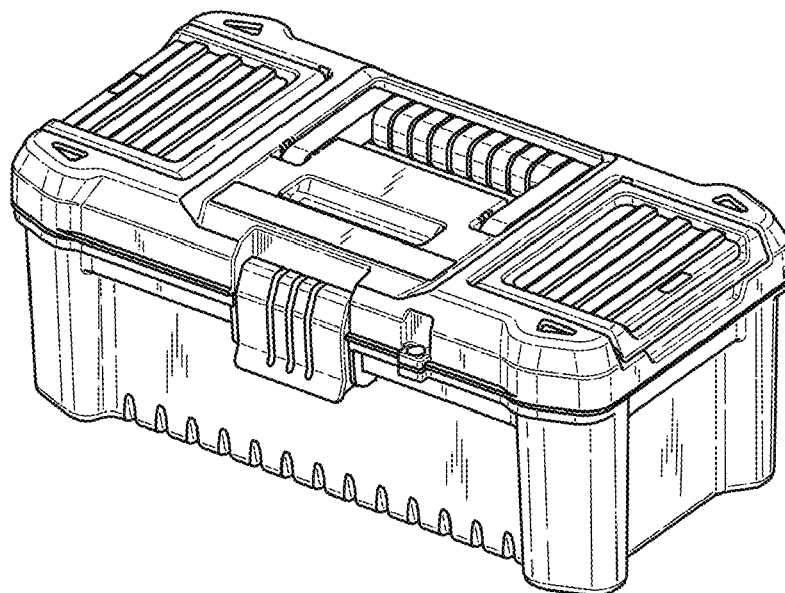
(57) **CLAIM**

The ornamental design for a tool box, as shown and described.

DESCRIPTION

FIG. 1 is a perspective view of a of our new design.
FIG. 2 is a front view thereof.
FIG. 3 is a back view thereof.
FIG. 4 is a left side view thereof.
FIG. 5 is a right side view thereof.
FIG. 6 is a top view thereof; and,
FIG. 7 is a bottom view thereof.
The broken lines illustrate portions of the tool box and form no part of the claimed design.

1 Claim, 7 Drawing Sheets



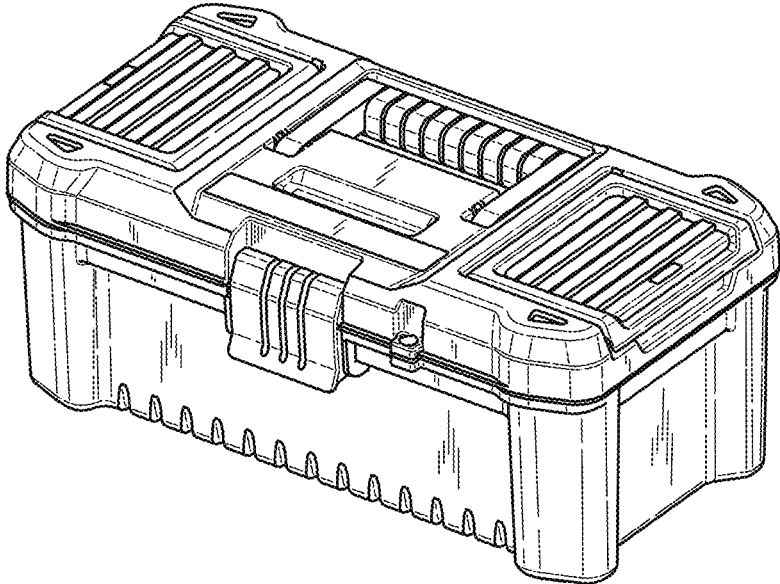


Fig. 1

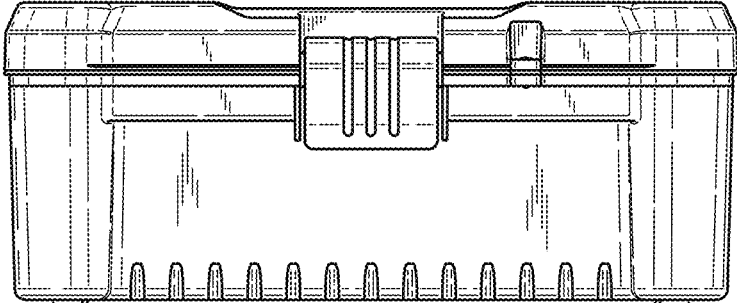


Fig. 2

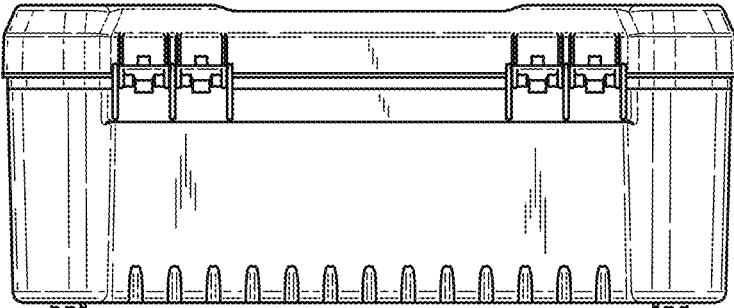


Fig. 3

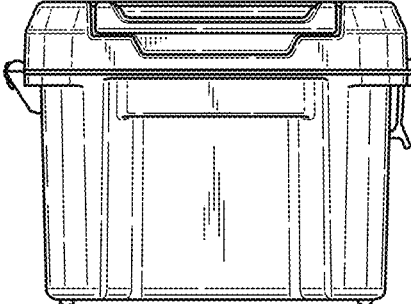


Fig. 4

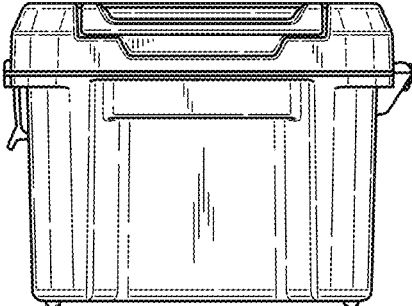


Fig. 5

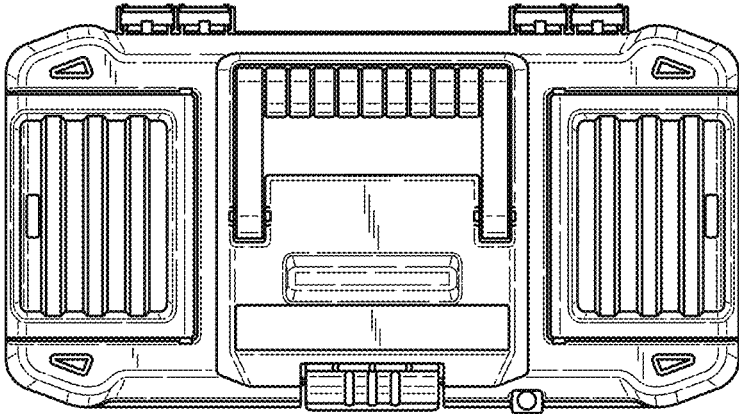


Fig. 6

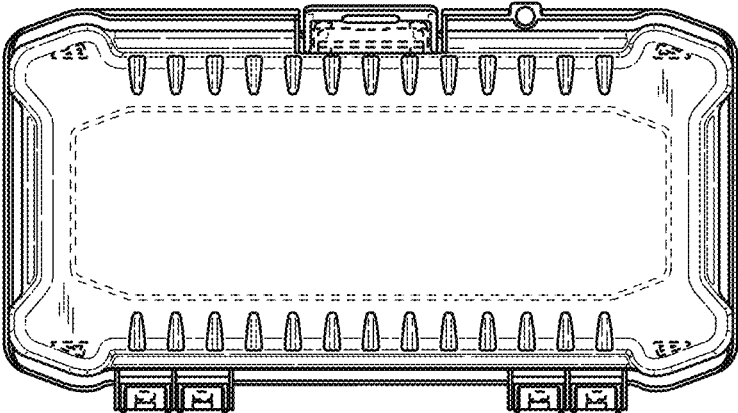


Fig. 7