



US00D799822S

(12) **United States Design Patent**
Kanda et al.

(10) **Patent No.:** **US D799,822 S**

(45) **Date of Patent:** **** Oct. 17, 2017**

(54) **STORAGE CASE FOR PORTABLE TOOL**

(71) Applicant: **Hitachi Koki Co., Ltd.**, Minato-Ku,
Tokyo (JP)

(72) Inventors: **Ibuki Kanda**, Hitachinaka (JP); **Shuji Takeda**, Hitachinaka (JP); **Yoshimi Mimura**, Hitachinaka (JP)

(73) Assignee: **Hitachi Koki Co., Ltd.**, Minato-Ku,
Tokyo (JP)

(**) Term: **15 Years**

(21) Appl. No.: **29/577,601**

(22) Filed: **Sep. 14, 2016**

(30) **Foreign Application Priority Data**

Mar. 14, 2016 (JP) 2016-005518

(51) **LOC (10) Cl.** **03-01**

(52) **U.S. Cl.**
USPC **D3/276; D3/905**

(58) **Field of Classification Search**
USPC D3/206, 262, 271.8, 274, 273, 276, 282,
D3/284, 294, 298, 302, 315, 901, 905,
D3/904

CPC B25H 3/003; A45C 2011/002; A45C
2011/003; A45C 2011/007; A45C 11/16;
A45C 11/36; A45C 11/34; A45C 15/00;
A45D 2040/0012; A45D 40/24
See application file for complete search history.

(56) **References Cited**

U.S. PATENT DOCUMENTS

D360,757 S * 8/1995 Snetting D3/276
D403,176 S * 12/1998 Harper D3/273

D429,884 S * 8/2000 Zurwelle D3/276
D453,624 S * 2/2002 Itzkovitch D3/276
D613,506 S * 4/2010 Aglassinger D3/282
D636,996 S * 5/2011 Kokawa D3/282
D719,352 S * 12/2014 Shitrit D3/282
D738,106 S * 9/2015 Shitrit D3/276
D785,938 S * 5/2017 Ou D3/282
2015/0165617 A1* 6/2015 Chern B25H 3/02
206/374
2016/0008973 A1* 1/2016 Bensman B65D 43/16
206/372
2016/0052125 A1* 2/2016 Steele B25H 3/003
206/372

* cited by examiner

Primary Examiner — Thomas Johannes

Assistant Examiner — April Rivas

(74) *Attorney, Agent, or Firm* — Banner & Witcoff, Ltd.

(57) **CLAIM**

The ornamental design for a storage case for portable tool, as shown and described.

DESCRIPTION

FIG. 1 is a front view of a storage case for portable tool showing our new design;
FIG. 2 is a rear side view thereof;
FIG. 3 is a top plan view thereof;
FIG. 4 is a bottom side view thereof;
FIG. 5 is a right side view thereof;
FIG. 6 is a left side view thereof;
FIG. 7 is a front, right, upper perspective view thereof; and,
FIG. 8 is a rear, left, upper perspective view thereof.

1 Claim, 4 Drawing Sheets

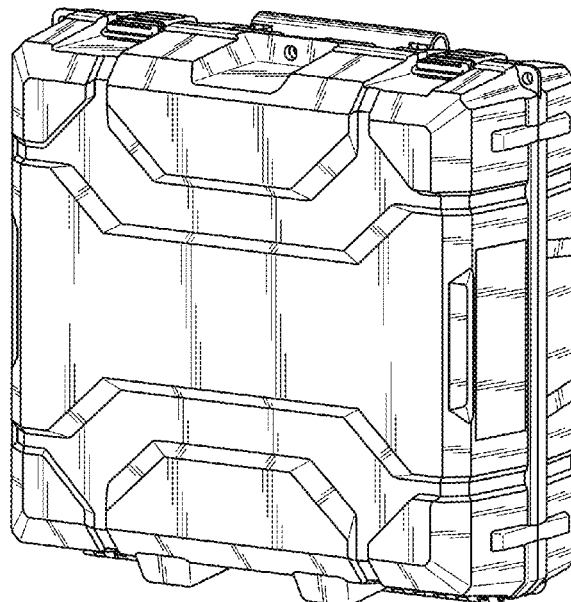


FIG. 1

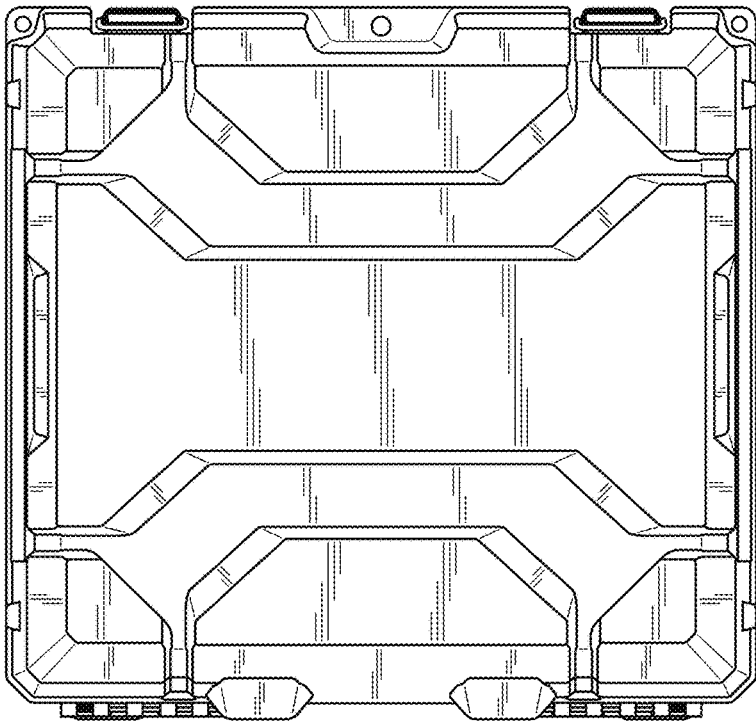


FIG. 2

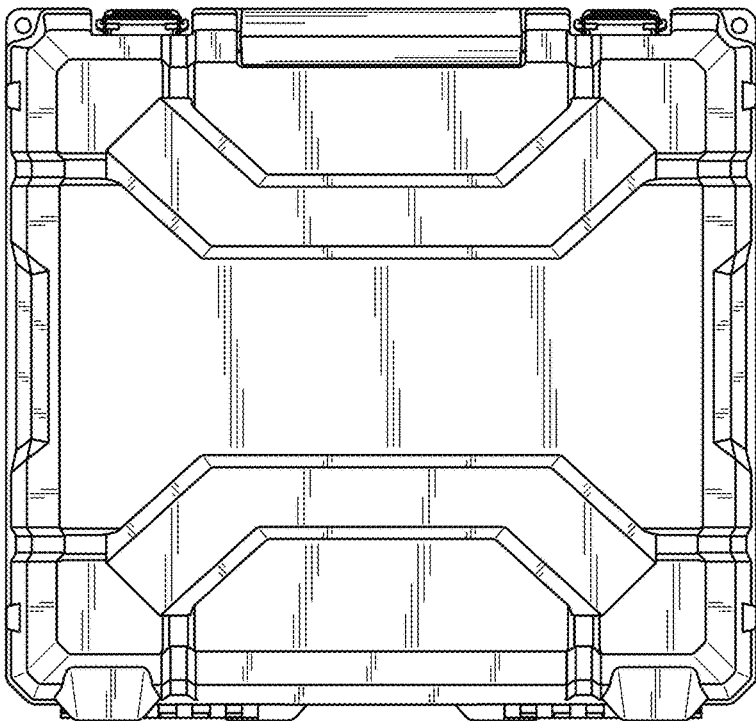


FIG. 3

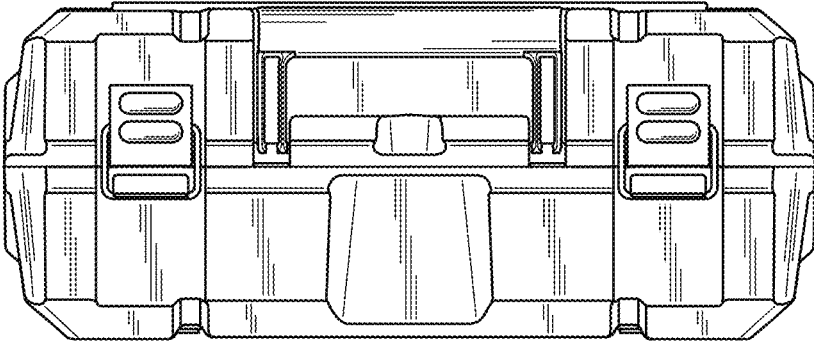


FIG. 4

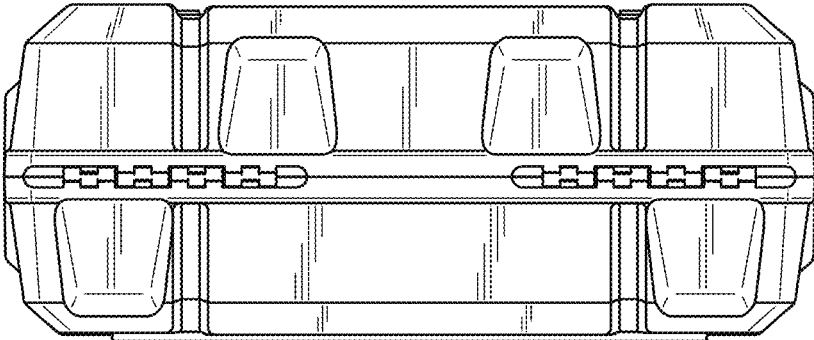


FIG. 5

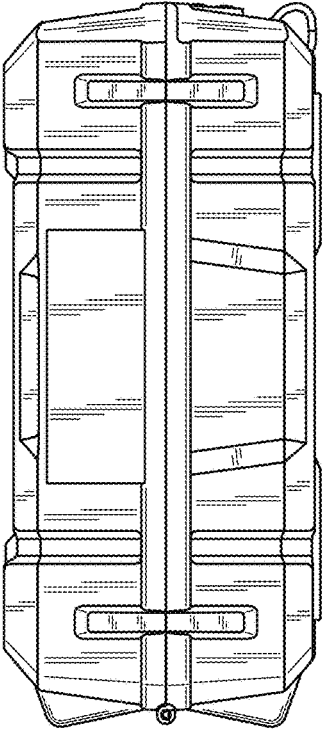


FIG. 6

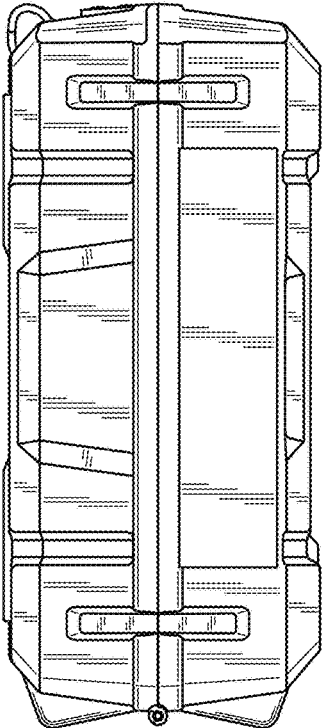


FIG. 7

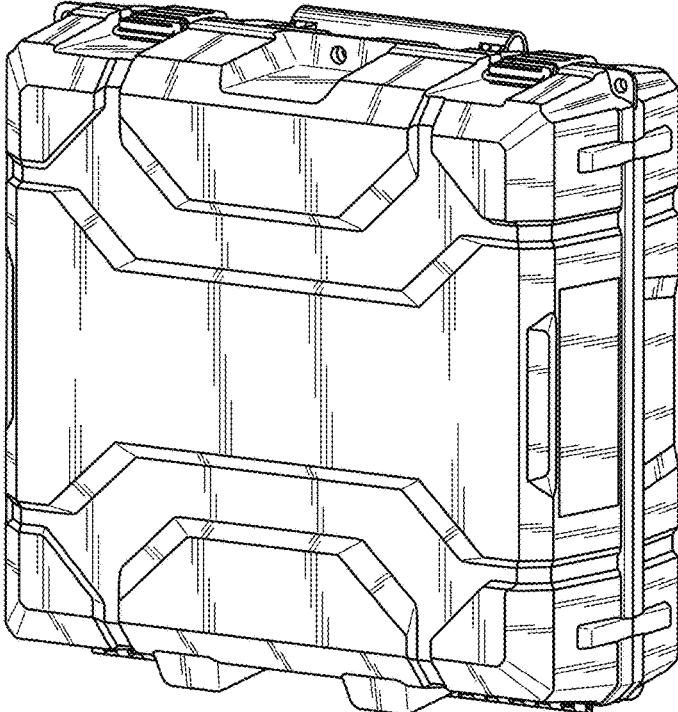


FIG. 8

