



US00D801685S

(12) **United States Design Patent**  
**Meng**

(10) **Patent No.:** **US D801,685 S**

(45) **Date of Patent:** **\*\* Nov. 7, 2017**

(54) **TOOL BOX**

(71) Applicant: **Ji-Fen Meng**, Taichung (TW)

(72) Inventor: **Ji-Fen Meng**, Taichung (TW)

(\*\*) Term: **15 Years**

(21) Appl. No.: **29/542,533**

(22) Filed: **Oct. 15, 2015**

(51) **LOC (10) Cl.** ..... **03-01**

(52) **U.S. Cl.**  
USPC ..... **D3/294**

(58) **Field of Classification Search**  
USPC ..... D3/273, 276, 279, 281, 282, 284, 288,  
D3/291, 292, 294, 295, 297, 298, 302,  
D3/901, 905

CPC .. B25H 3/02-3/028; B25H 3/00; B25H 3/003  
See application file for complete search history.

(56) **References Cited**

**U.S. PATENT DOCUMENTS**

D417,077 S *	11/1999	Sheu	.....	D3/294
D514,807 S *	2/2006	Concari	.....	D3/273
D516,807 S *	3/2006	Richardson	.....	D3/273
D548,971 S *	8/2007	Lin	.....	D3/294
D552,352 S *	10/2007	Lin	.....	D3/294
D569,103 S *	5/2008	Hoge	.....	D3/273
D569,616 S *	5/2008	Lin	.....	D3/273
D606,308 S *	12/2009	Cheng-Wei	.....	D3/294
D650,585 S *	12/2011	Jamison	.....	D3/294
D668,866 S *	10/2012	Meng	.....	D3/273
D709,699 S *	7/2014	Hsu	.....	D3/294
D717,048 S *	11/2014	Meng	.....	D3/294

D721,491 S *	1/2015	Wang	.....	D3/273
D724,842 S *	3/2015	Whalen	.....	D3/294
D733,429 S *	7/2015	Grenier	.....	D3/294
D735,995 S *	8/2015	Lin	.....	D3/294
D749,846 S *	2/2016	Koeniger	.....	D3/294
D756,626 S *	5/2016	Tollefsbol	.....	D3/201
D759,378 S *	6/2016	West	.....	D3/294
D780,450 S *	3/2017	Aoki	.....	D3/276
D792,708 S *	7/2017	Tazawa	.....	D3/276
D793,074 S *	8/2017	Tollefsbol	.....	D3/201

\* cited by examiner

*Primary Examiner* — Sandra Snapp

*Assistant Examiner* — Holly E Thurman

(74) *Attorney, Agent, or Firm* — Rosenberg, Klein & Lee

(57) **CLAIM**

I claim the ornamental design for a tool box, as shown and described.

**DESCRIPTION**

FIG. 1 is a perspective view of a tool box showing my new design;

FIG. 2 is a front elevational view thereof;

FIG. 3 is a rear elevational view thereof;

FIG. 4 is a left side elevational view thereof;

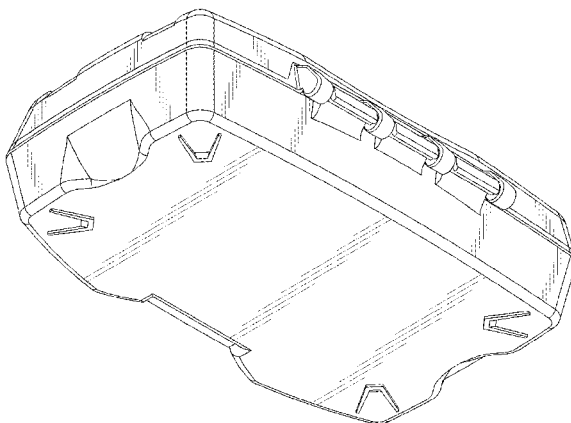
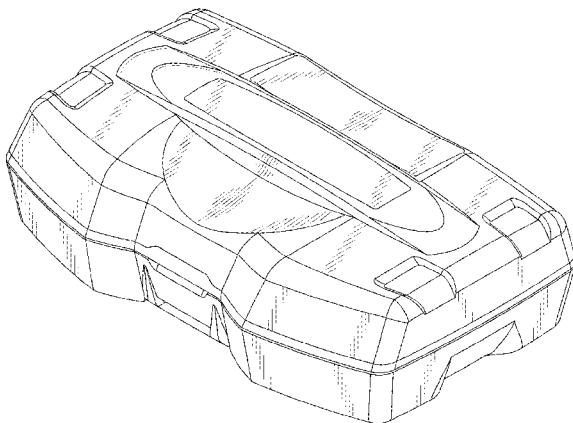
FIG. 5 is a right side elevational view thereof;

FIG. 6 is a top plan view thereof;

FIG. 7 is a bottom plan view thereof; and,

FIG. 8 is a bottom perspective view thereof.

**1 Claim, 5 Drawing Sheets**



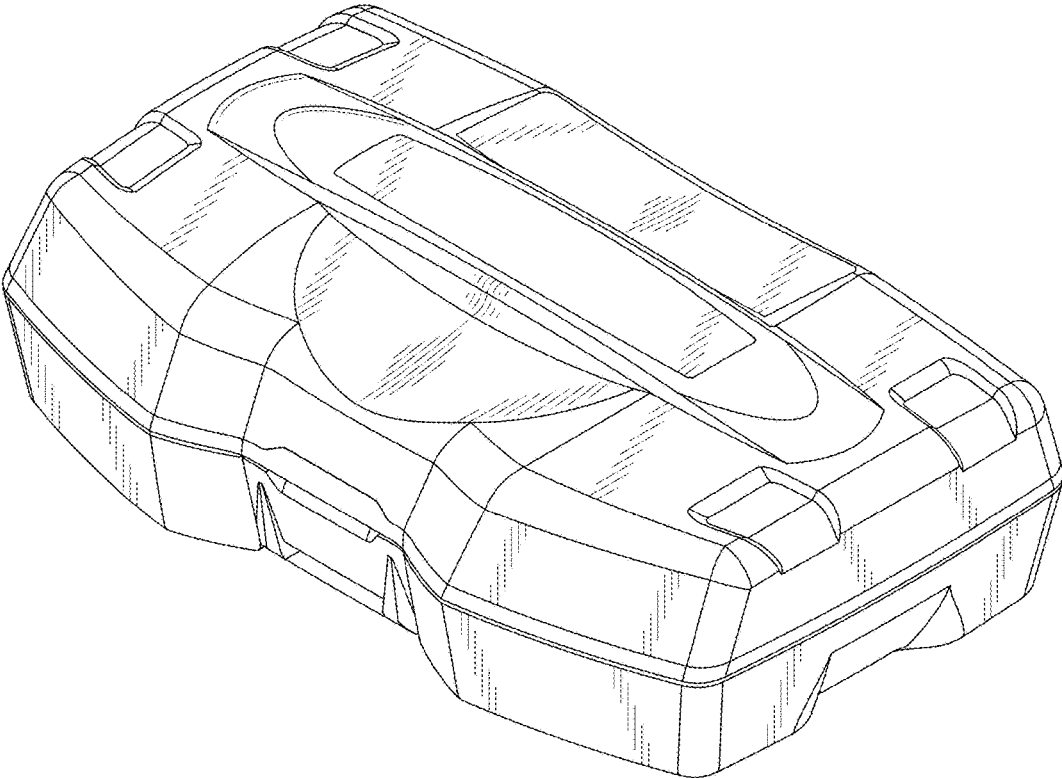


FIG.1

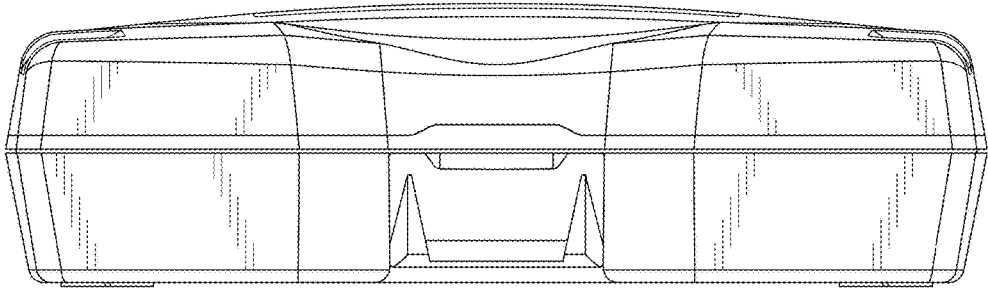


FIG. 2

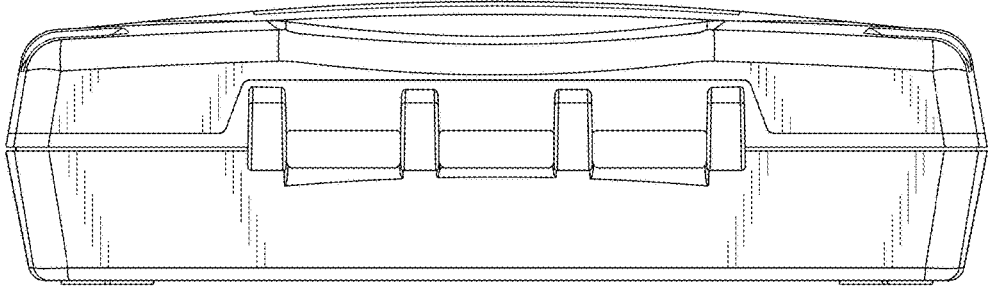


FIG. 3

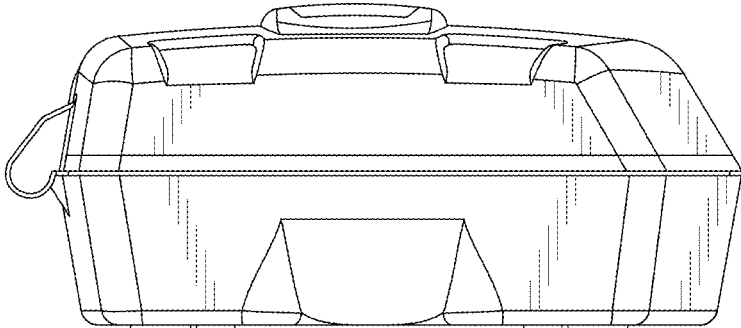


FIG.4

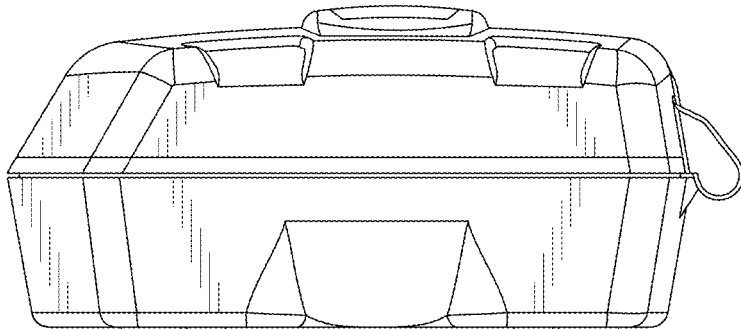


FIG.5

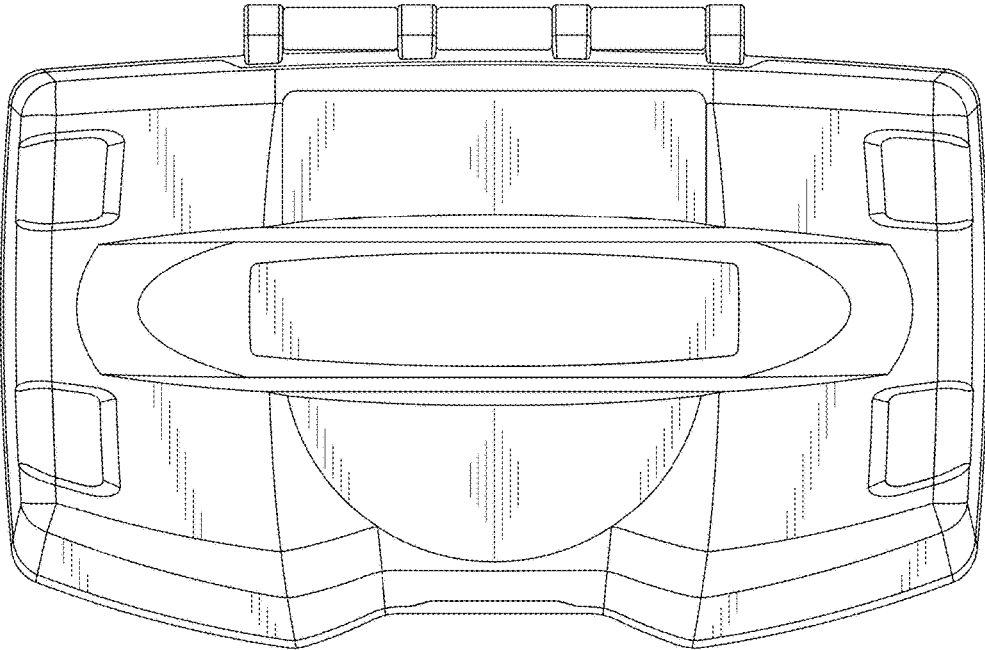


FIG. 6




FIG. 7

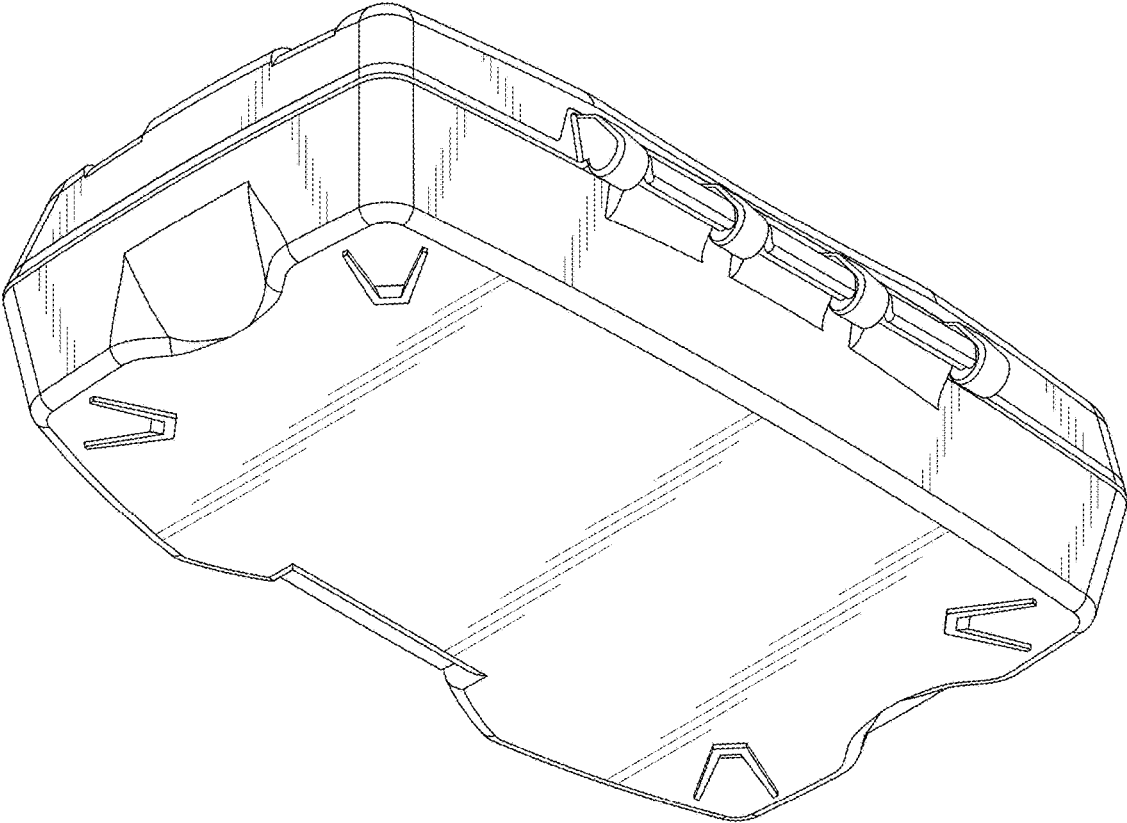


FIG.8