



(12) **United States Design Patent**  
**Hartt**

(10) **Patent No.:** **US D830,059 S**  
(45) **Date of Patent:** **\*\* Oct. 9, 2018**

(54) **TOOL CASE**

- (71) Applicant: **iFixit**, San Luis Obispo, CA (US)
- (72) Inventor: **Brett Hartt**, Atascadero, CA (US)
- (73) Assignee: **iFixit**, San Luis Obispo, CA (US)
- (\*\*) Term: **15 Years**
- (21) Appl. No.: **29/604,722**
- (22) Filed: **May 19, 2017**
- (30) **Foreign Application Priority Data**

Nov. 21, 2016 (EM) ..... 003475052-0001

(51) **LOC (11) Cl.** ..... **03-01**

(52) **U.S. Cl.**  
USPC ..... **D3/302; D3/905**

(58) **Field of Classification Search**  
USPC ..... D3/203.2, 203.3, 203.6, 205, 273, 279,  
D3/276, 284, 294, 302, 901, 903, 905,  
D3/247; D28/83  
CPC ..... B25H 3/003; B25H 3/02; A45C 11/34;  
A45C 11/00  
See application file for complete search history.

(56) **References Cited**

**U.S. PATENT DOCUMENTS**

D474,340 S *	5/2003	Vasudeva	.....	D3/276
D496,161 S *	9/2004	Rosler	.....	D3/273
D496,585 S *	9/2004	McBride	.....	D3/294
D527,182 S *	8/2006	Ham	.....	D3/274
D672,952 S *	12/2012	Yang	.....	D3/247
D675,434 S *	2/2013	Vernall	.....	D3/294
D702,438 S *	4/2014	Chen	.....	D3/294
D715,051 S *	10/2014	Tung	.....	D3/294
D735,476 S *	8/2015	Duvigneau	.....	D3/294
D749,845 S *	2/2016	Tonelli	.....	D3/276
D778,610 S *	2/2017	Chen	.....	D3/302
D788,926 S *	6/2017	Parlante	.....	D24/176

(Continued)

**OTHER PUBLICATIONS**

Newelectronx, "Tamperproof Screw 103 pc Security Tamper Resistant Screwdriver Kit Set", First reviewed May 12, 2009. (<https://www.newelectronx.com/proddetail.php?prod=security-screwdriver-bit-set-103>).\*

(Continued)

*Primary Examiner* — Jennifer Rivard

*Assistant Examiner* — April Rivas

(74) *Attorney, Agent, or Firm* — Cynthia Replogle

(57) **CLAIM**

The ornamental design for a tool case, as shown and described.

**DESCRIPTION**

FIG. 1 is a perspective view of the tool case showing the new design.

FIG. 2 is a top view of the tool case.

FIG. 3 is a front view of the tool case; the back view is a mirror image thereof.

FIG. 4 is a side view of the tool case; the opposite side is a mirror image thereof.

FIG. 5 is a bottom view of the tool case.

FIG. 6 is a top view of the inside of the upper part of the tool case.

FIG. 7 is a perspective view of the inside of the upper part of the tool case.

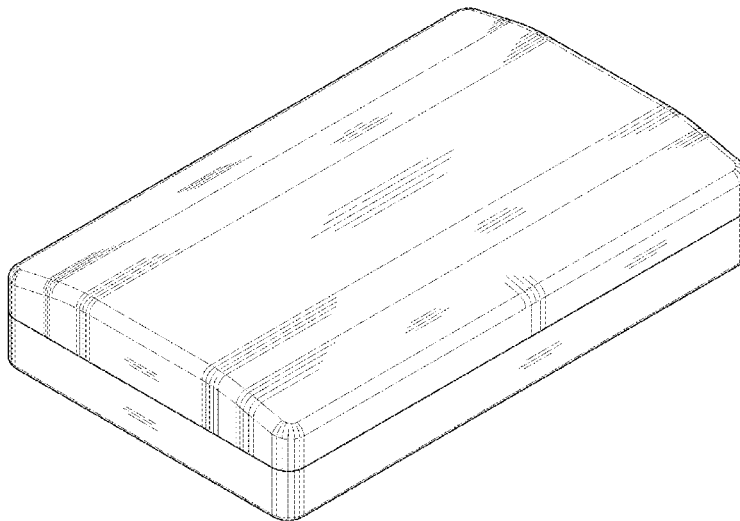
FIG. 8 is a top view of the inside of the lower part of the tool case; and,

FIG. 9 is a perspective view of the inside of the lower part of the tool case.

The top and bottom half of the tool case are shown individually in FIGS. 6-9 for convenience of illustration only.

The broken lines illustrate portions of the tool case and form no part of the claimed design.

**1 Claim, 9 Drawing Sheets**



(56)

**References Cited**

U.S. PATENT DOCUMENTS

2014/0170592 A1\* 6/2014 Johansson ..... A61C 3/04  
433/77

OTHER PUBLICATIONS

Amazon, "iFixit 64 Bit Driver Kit", First for sale Nov. 21, 2015.  
(<https://www.amazon.com/iFixit-EU145299-Bit-Driver-Kit/dp/B0189YWOIO>).\*

"Bento", Wikipedia, en.wikipedia.org/wiki/Bento, Oct. 28, 2003.

"Bit set 31 piece Toolcraft 816293 Slot, Phillips, Pozidriv, Allen, Torx", Conrad, [www.conrad.com/ce/en/product/816293/Bit-set-31-piece-TOOLCRAFT-816293-Slot-Phillips-Pozidriv-Allen-Torx](http://www.conrad.com/ce/en/product/816293/Bit-set-31-piece-TOOLCRAFT-816293-Slot-Phillips-Pozidriv-Allen-Torx), Aug. 1, 2014.

\* cited by examiner

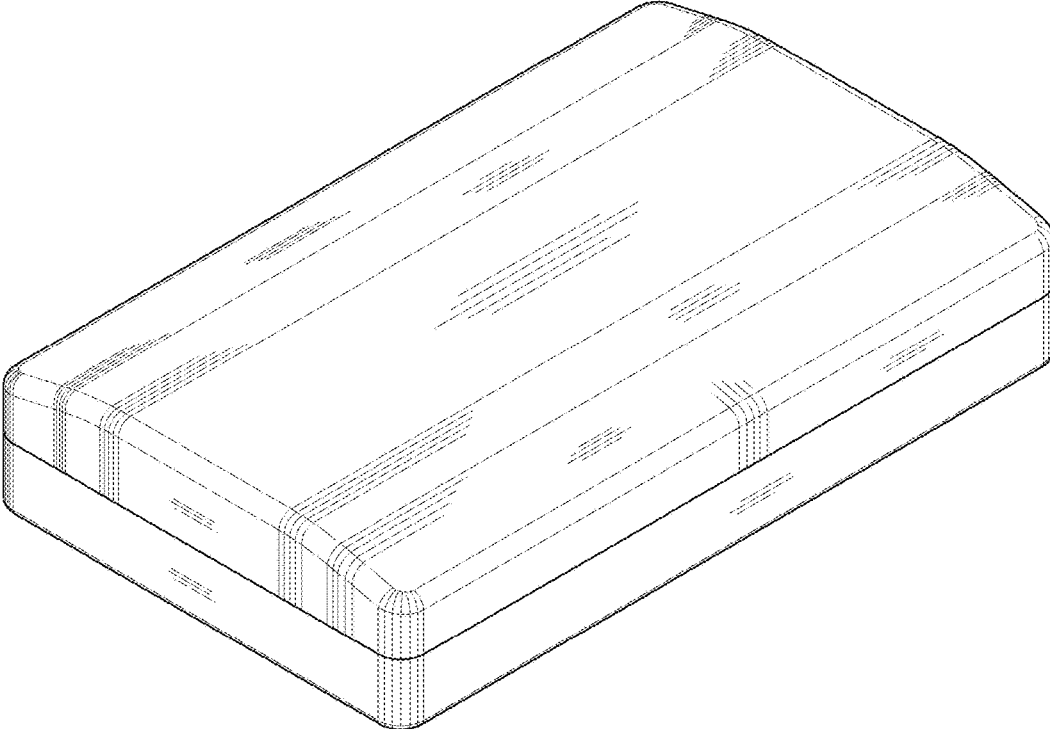


FIG. 1

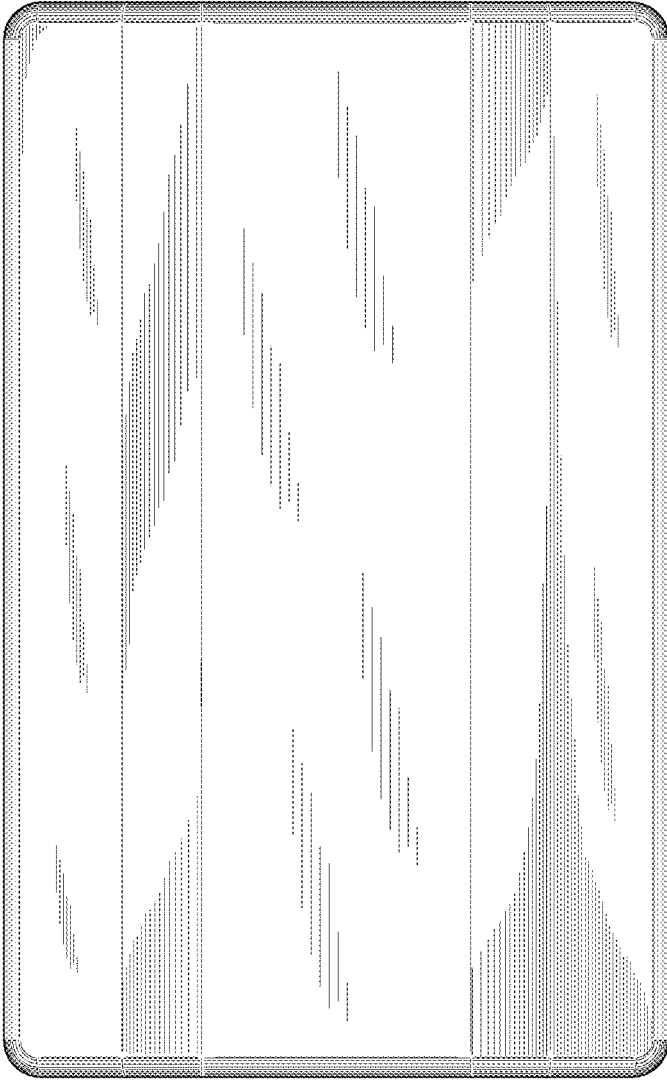


FIG. 2

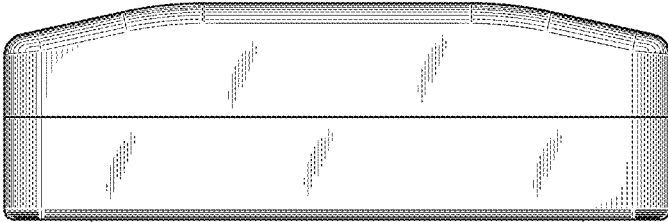


FIG. 3

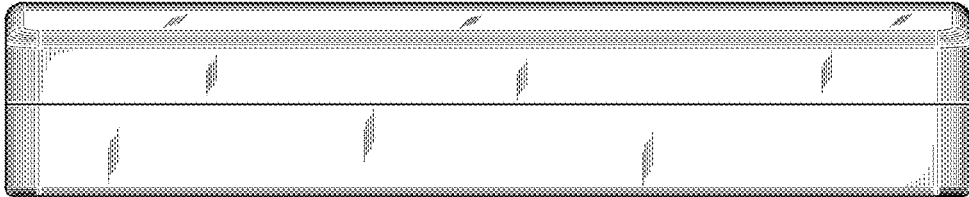


FIG. 4




FIG. 5

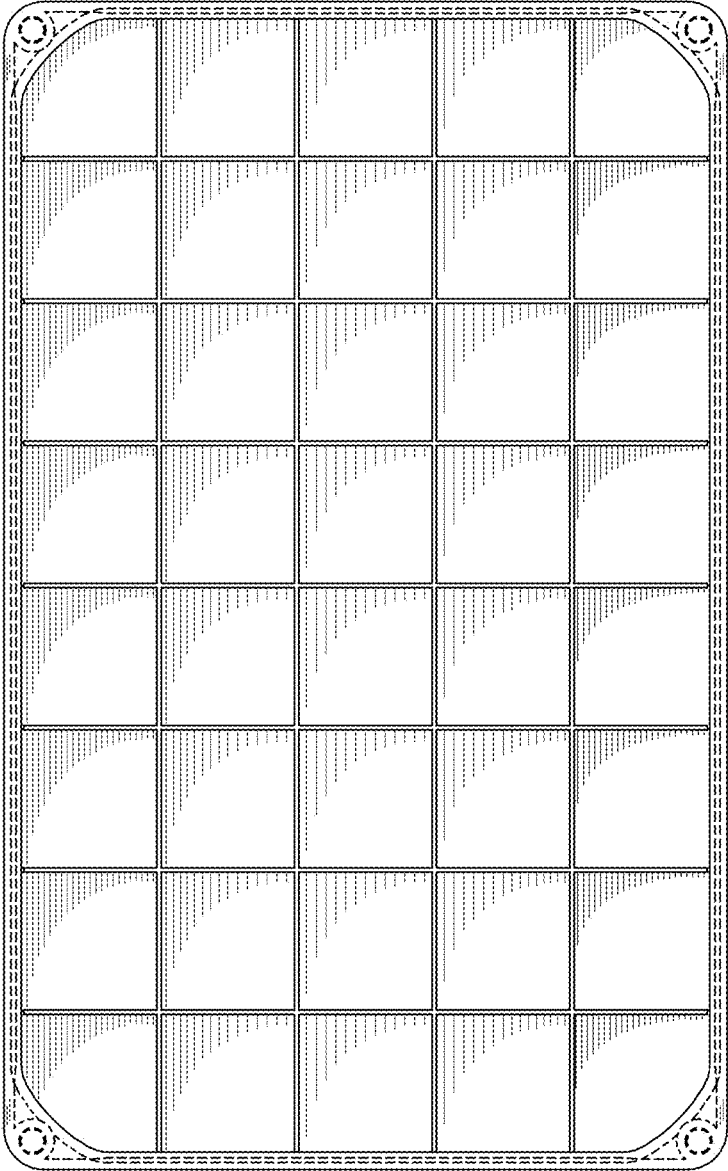


FIG. 6






FIG. 7




FIG. 8

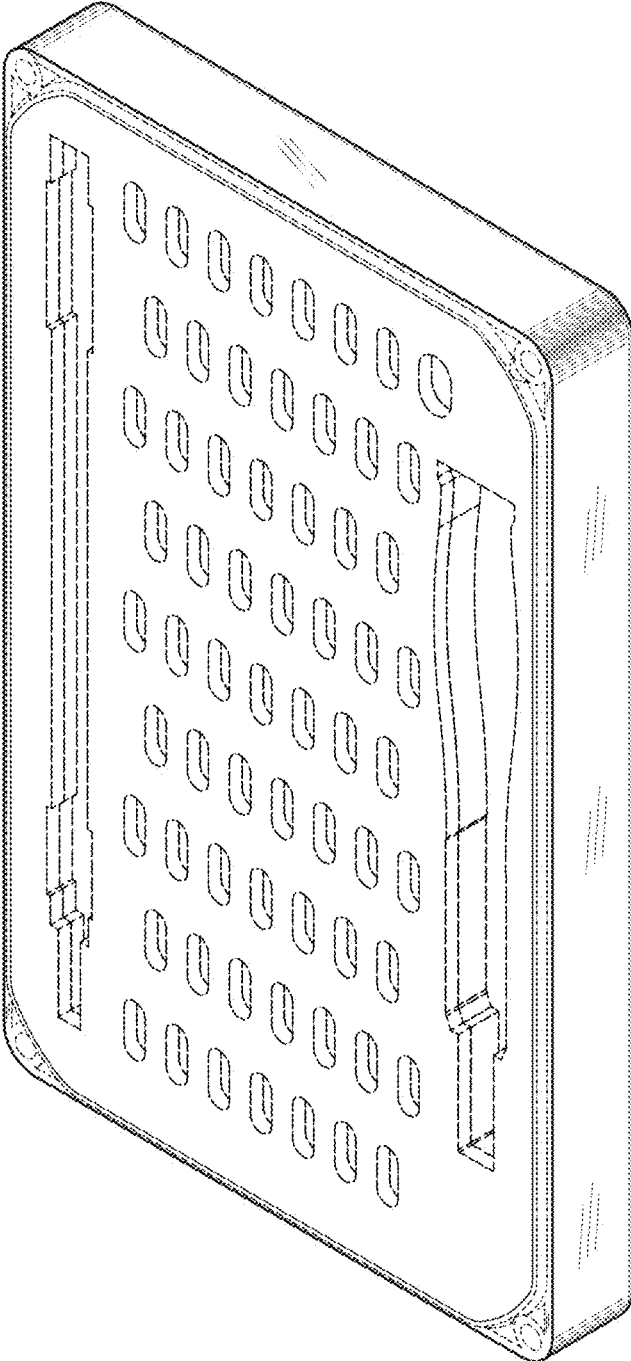


FIG. 9