



US00D838487S

(12) **United States Design Patent**  
**Lai**

(10) **Patent No.:** **US D838,487 S**

(45) **Date of Patent:** **\*\* Jan. 22, 2019**

- (54) **TOOL BOX**
- (71) Applicant: **Jin-Lan Lai**, Taichung (TW)
- (72) Inventor: **Jin-Lan Lai**, Taichung (TW)
- (\*\*) Term: **15 Years**
- (21) Appl. No.: **29/627,526**

D446,018 S *	8/2001	Streich .....	D3/319
6,474,481 B1 *	11/2002	Liu .....	B25H 3/003 206/377
6,591,985 B2 *	7/2003	Lai .....	B25H 3/003 206/373
D487,194 S *	3/2004	Liu .....	D3/319
D554,866 S *	11/2007	Hasty .....	D3/319

\* cited by examiner

*Primary Examiner* — Holly H Baynham  
(74) *Attorney, Agent, or Firm* — Muncy, Geissler, Olds & Lowe, P.C.

- (22) Filed: **Nov. 28, 2017**
- (51) **LOC (11) Cl.** ..... **03-01**
- (52) **U.S. Cl.**

USPC ..... **D3/319**

- (58) **Field of Classification Search**
- USPC ..... D3/318-319, 276, 273, 298, 294, 289
- CPC . B25H 3/00; B25H 3/02; B25H 3/003; B25H  
3/023; B25H 3/028

See application file for complete search history.

(57) **CLAIM**

I claim the ornamental design for a tool box, as shown and described.

**DESCRIPTION**

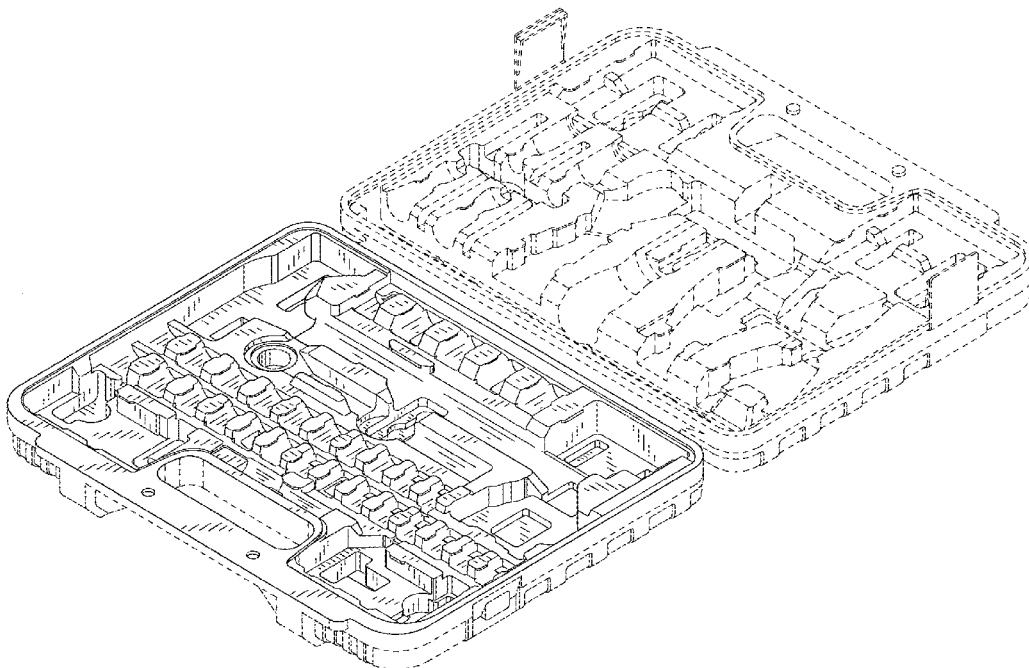
(56) **References Cited**

U.S. PATENT DOCUMENTS

4,380,293 A *	4/1983	Wilcox .....	B65D 1/36 206/214
5,114,007 A *	5/1992	Chen .....	B25H 3/028 206/373
5,145,064 A *	9/1992	Chen .....	B25H 3/023 206/372
D343,063 S *	1/1994	Chen .....	D3/282
D392,463 S *	3/1998	Grey .....	D3/319
D395,166 S *	6/1998	Grey .....	D3/319
5,826,719 A *	10/1998	Chen .....	B25H 3/028 206/373

FIG. 1 is a right, front, and top perspective view of a tool box showing my new design;  
 FIG. 2 is a front elevational view thereof;  
 FIG. 3 is a rear elevational view thereof;  
 FIG. 4 is a left side view thereof;  
 FIG. 5 is a right side view thereof;  
 FIG. 6 is a top plan view thereof;  
 FIG. 7 is a bottom plan view thereof; and  
 FIG. 8 is a left, rear, and top perspective view.  
 The broken lines in the drawings illustrate portions of the tool box which form no part of the claimed design.

**1 Claim, 6 Drawing Sheets**



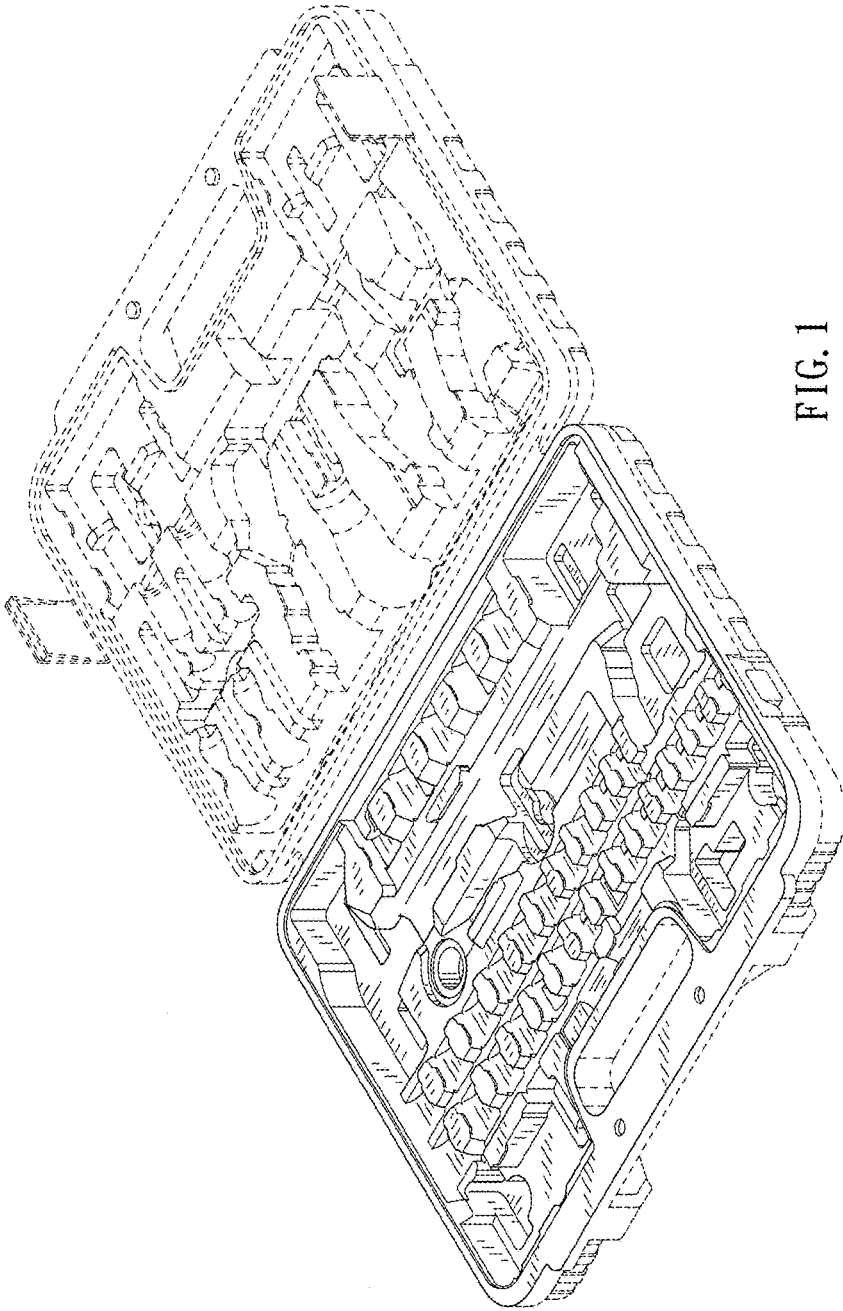


FIG. 1




FIG. 2




FIG. 3



FIG. 4



FIG. 5

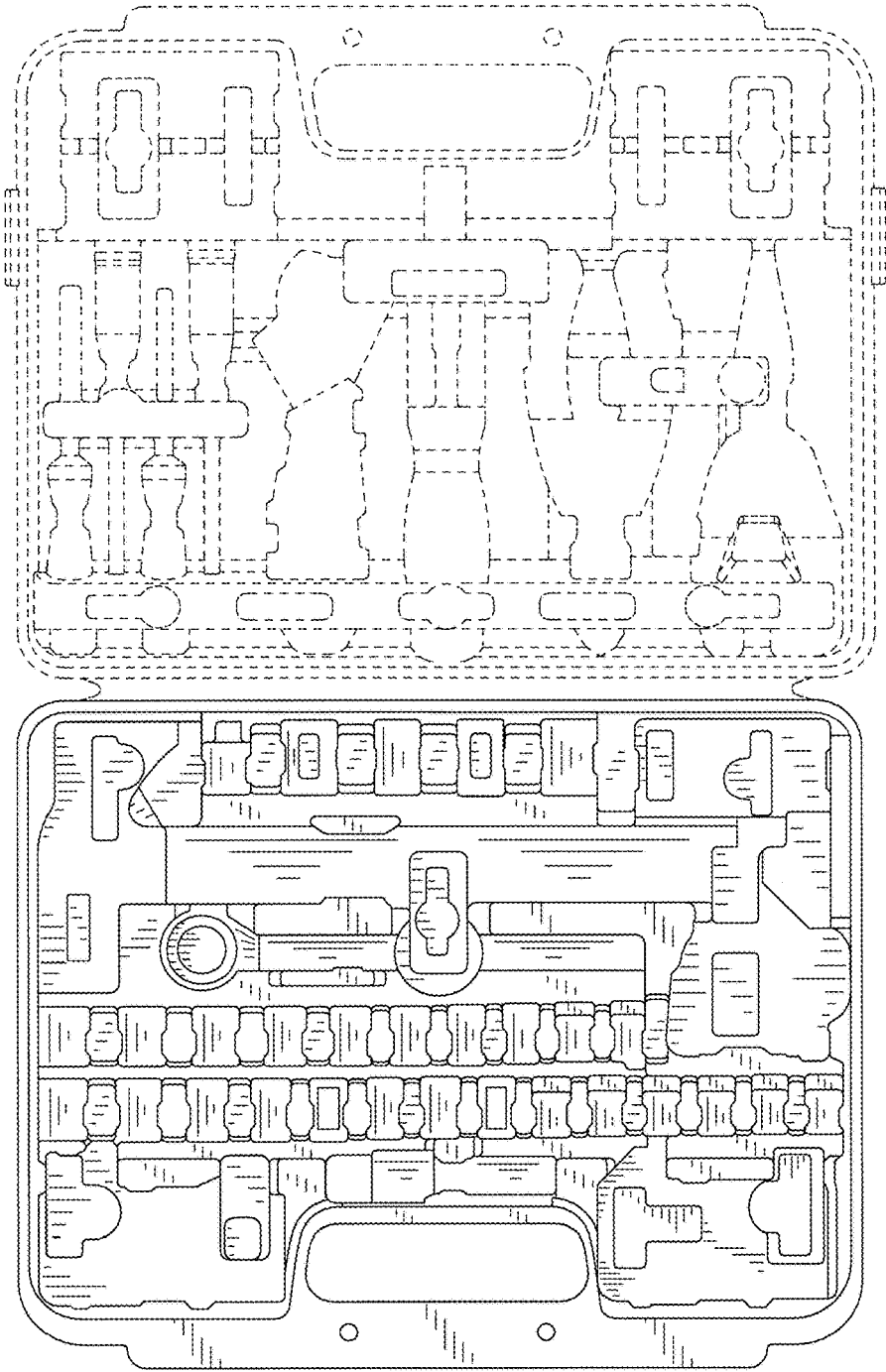


FIG. 6

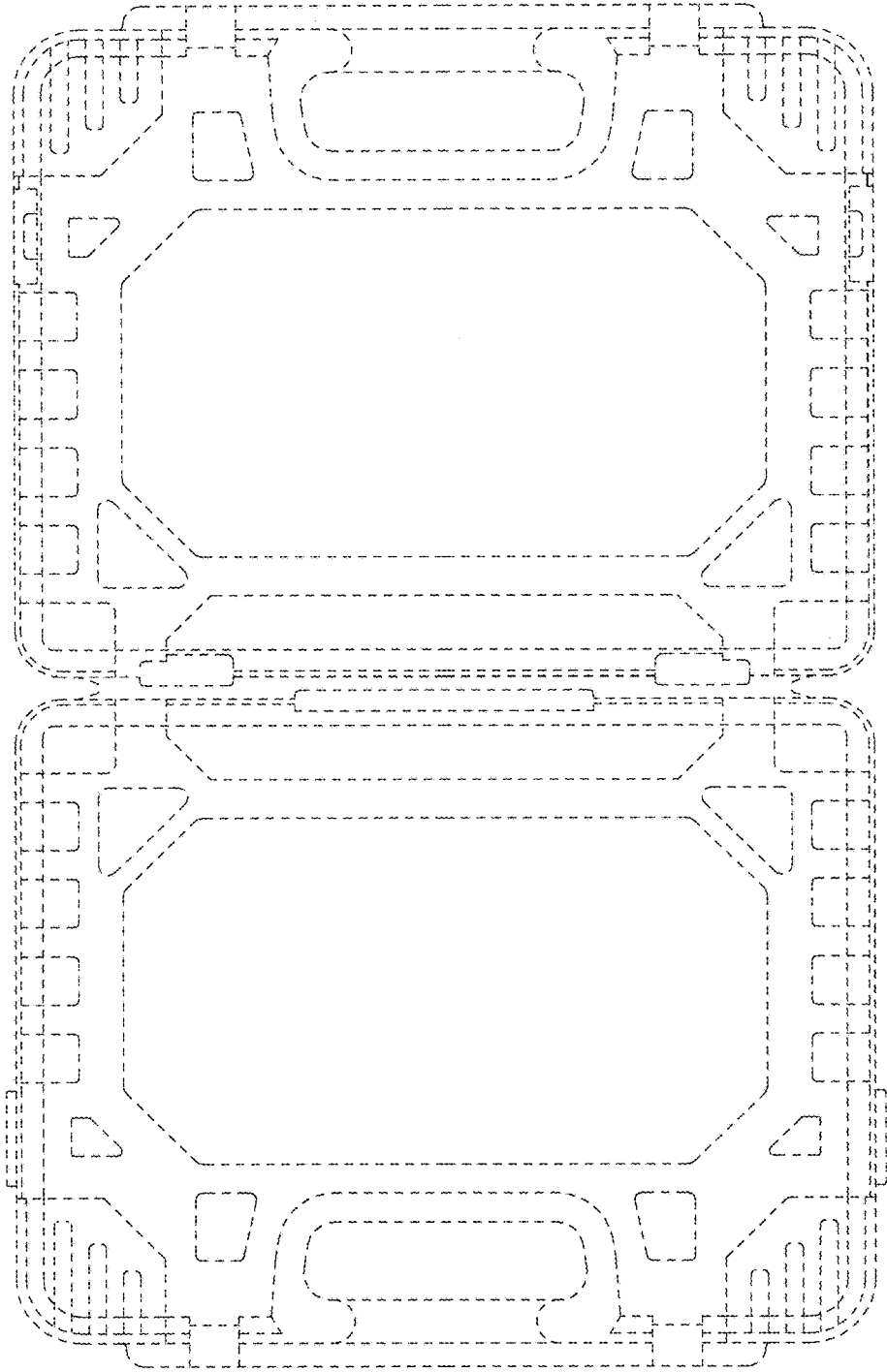


FIG. 7

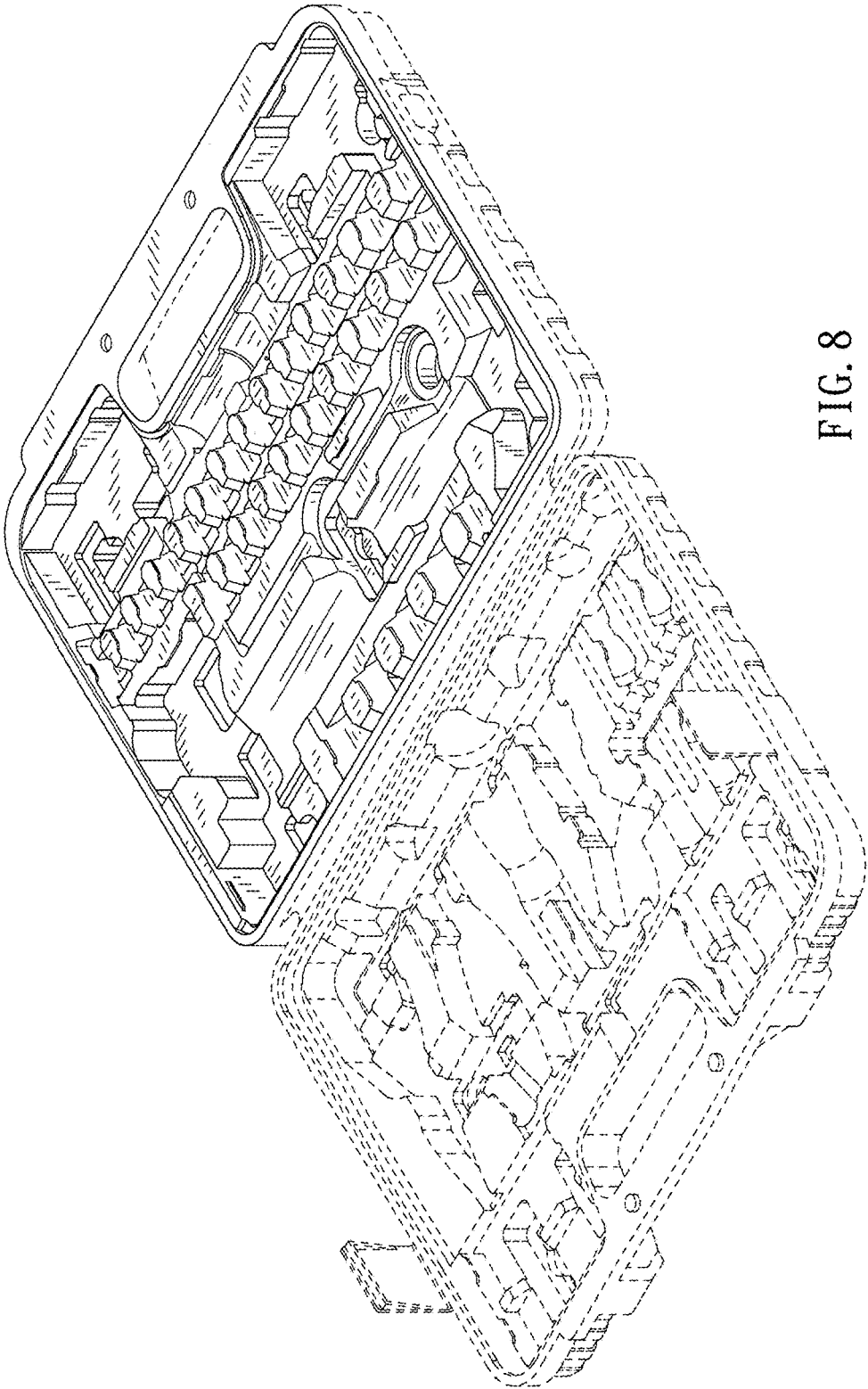


FIG. 8