



US00D841559S

(12) **United States Design Patent**
Johnson

(10) **Patent No.:** **US D841,559 S**

(45) **Date of Patent:** **** Feb. 26, 2019**

(54) **LIFT TOOL BOX**

(71) Applicant: **Mark D. Johnson**, Sioux Falls, SD
(US)

(72) Inventor: **Mark D. Johnson**, Sioux Falls, SD
(US)

(**) Term: **15 Years**

(21) Appl. No.: **29/598,870**

(22) Filed: **Mar. 29, 2017**

(51) **LOC (11) Cl.** **12-16**

(52) **U.S. Cl.**
USPC **D12/400**

(58) **Field of Classification Search**
USPC D12/400-406; D6/610-611
CPC B60R 9/00; B60R 9/02; B60R 9/04; B60R
9/08; B60R 9/042; B60R 9/0423; B60R
9/0426; B60R 9/045; B60R 9/048; B60R
9/0485; B60R 9/05; B60R 9/052; B60R
9/055; B60R 9/058; B60R 9/06; B60R
9/065; B60R 9/10; B60R 9/12
See application file for complete search history.

(56) **References Cited**

U.S. PATENT DOCUMENTS

7,367,571	B1	5/2008	Nichols	
D626,492	S *	11/2010	Dunkel	D12/406
D635,909	S *	4/2011	Moore	D12/406
8,448,959	B1	5/2013	Pohot	
D740,742	S *	10/2015	Taylor	D12/406
D793,331	S *	8/2017	Homer	D12/406

D798,798	S *	10/2017	Krusinski	D12/413
D807,274	S *	1/2018	DeGiule	D12/400
D816,011	S *	4/2018	Garcia	D12/406
D826,693	S *	8/2018	Bennett	D8/349
2005/0067361	A1	3/2005	Waymire	
2006/0021985	A1	2/2006	Jasper	

FOREIGN PATENT DOCUMENTS

CN	201932887	8/2011
CN	201225908	4/2013
CN	103232014	5/2013
DE	201120003956	8/2011

* cited by examiner

Primary Examiner — Katrina A Betton

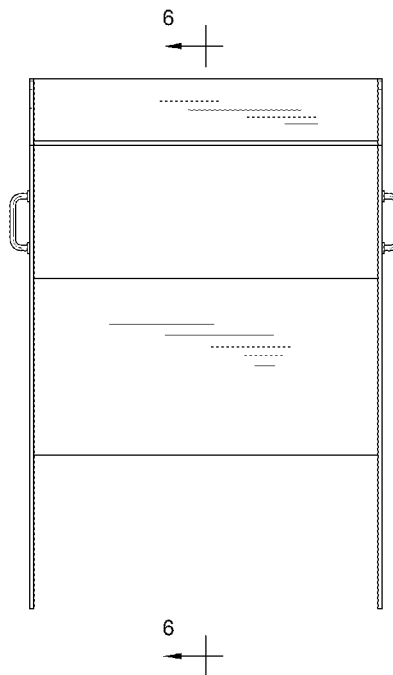
(57) **CLAIM**

The ornamental design for a lift tool box, as shown and described.

DESCRIPTION

FIG. 1 is a front view of a lift tool box showing my new design;
FIG. 2 is a rear view of the lift tool box;
FIG. 3 is a left side view of the lift tool box, a right side view being a mirror image thereof;
FIG. 4 is a top view of the lift tool box;
FIG. 5 is a bottom view of the lift tool box;
FIG. 6 is a cross-sectional view of the lift tool box taken along line 6-6 of FIG. 1; and,
FIG. 7 is a top front side perspective view of the lift tool box.

1 Claim, 6 Drawing Sheets



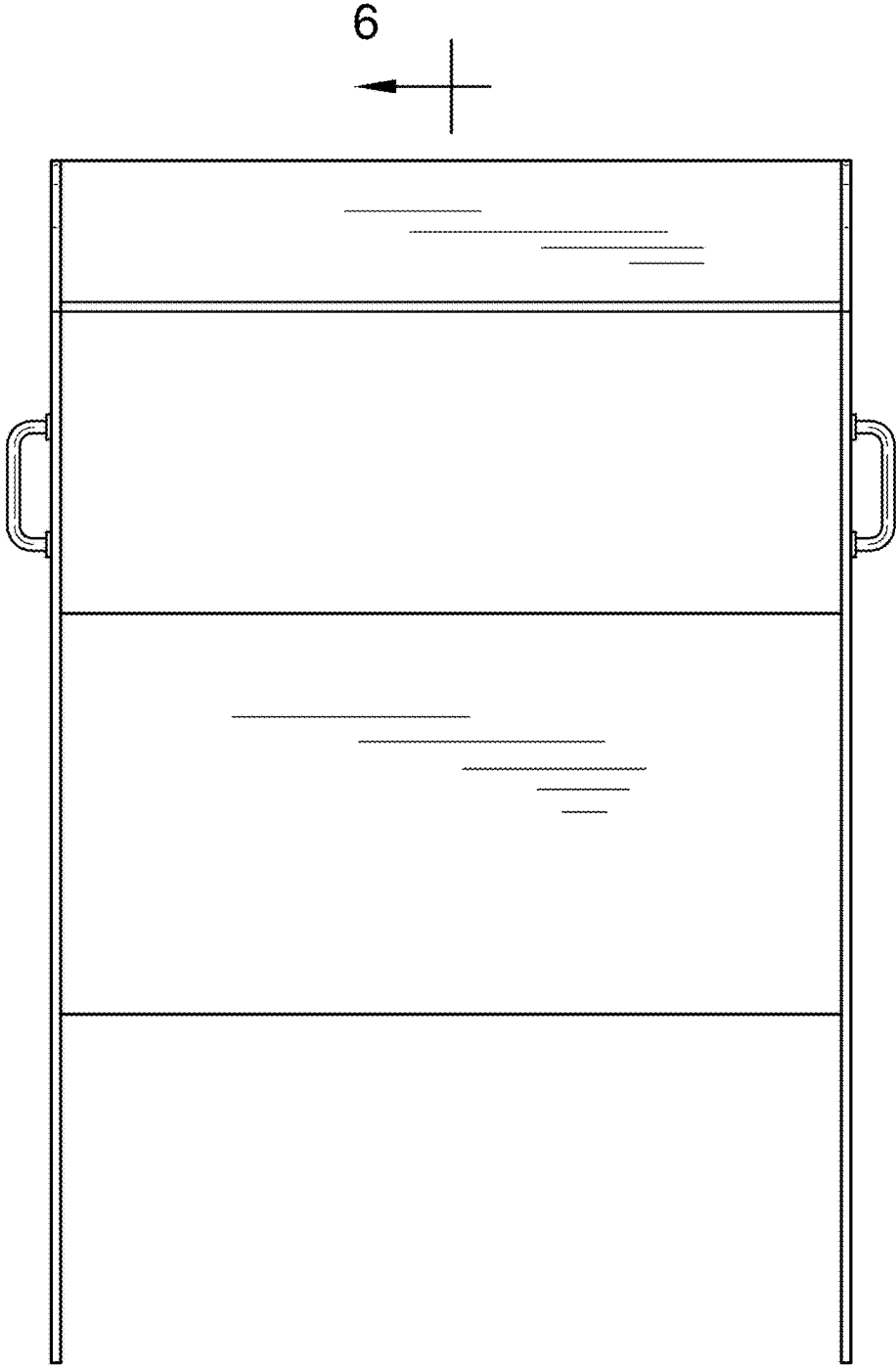
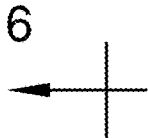


FIG. 1






FIG. 2

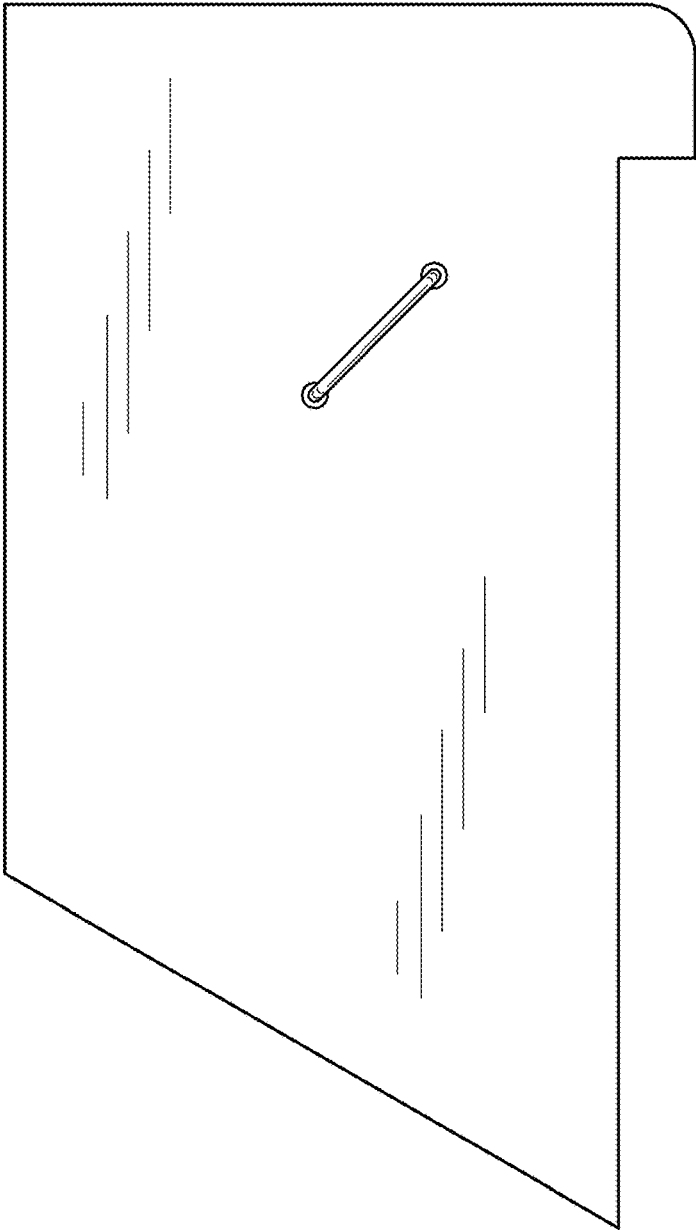


FIG. 3




FIG. 4




FIG. 5

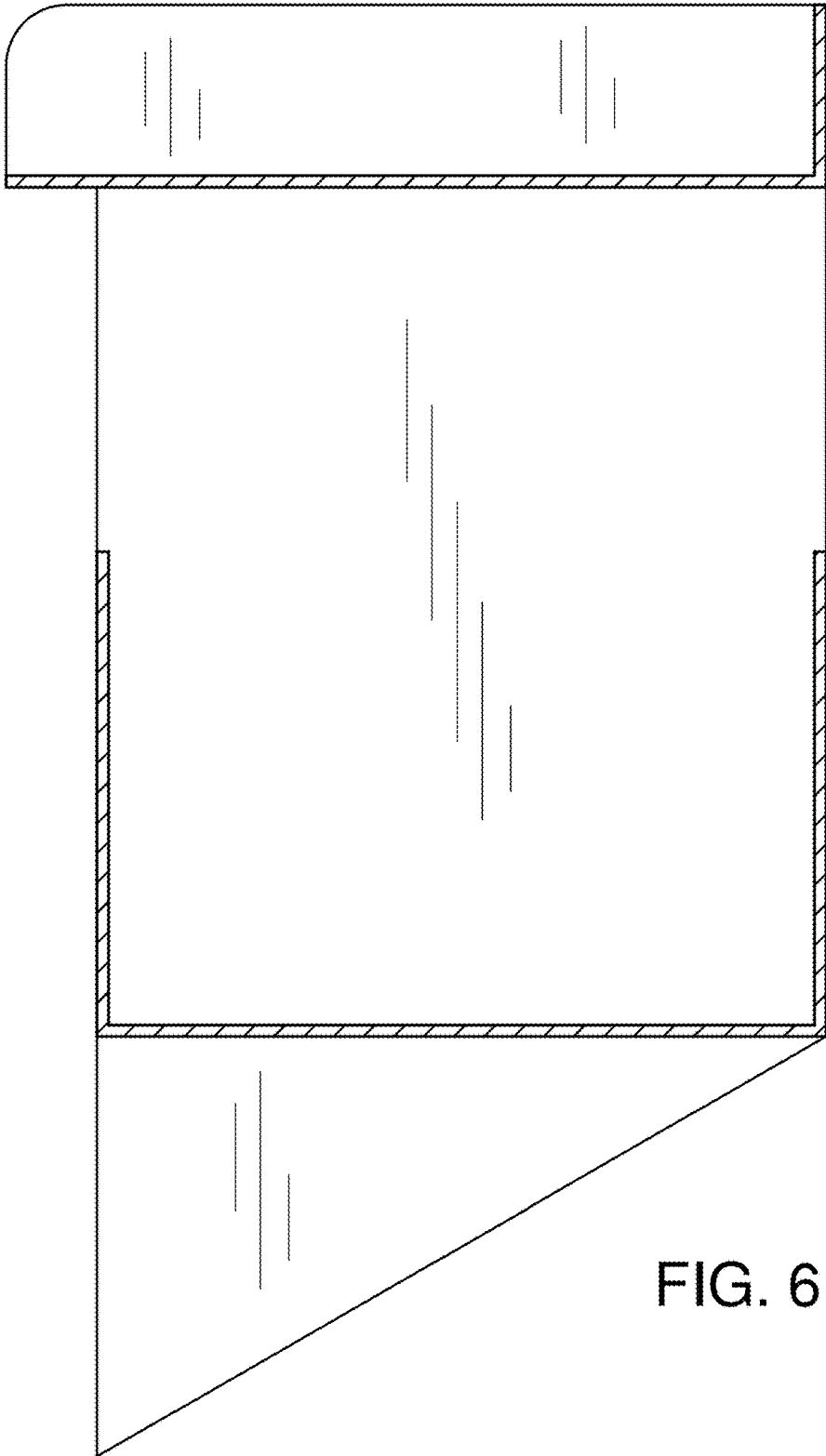


FIG. 6

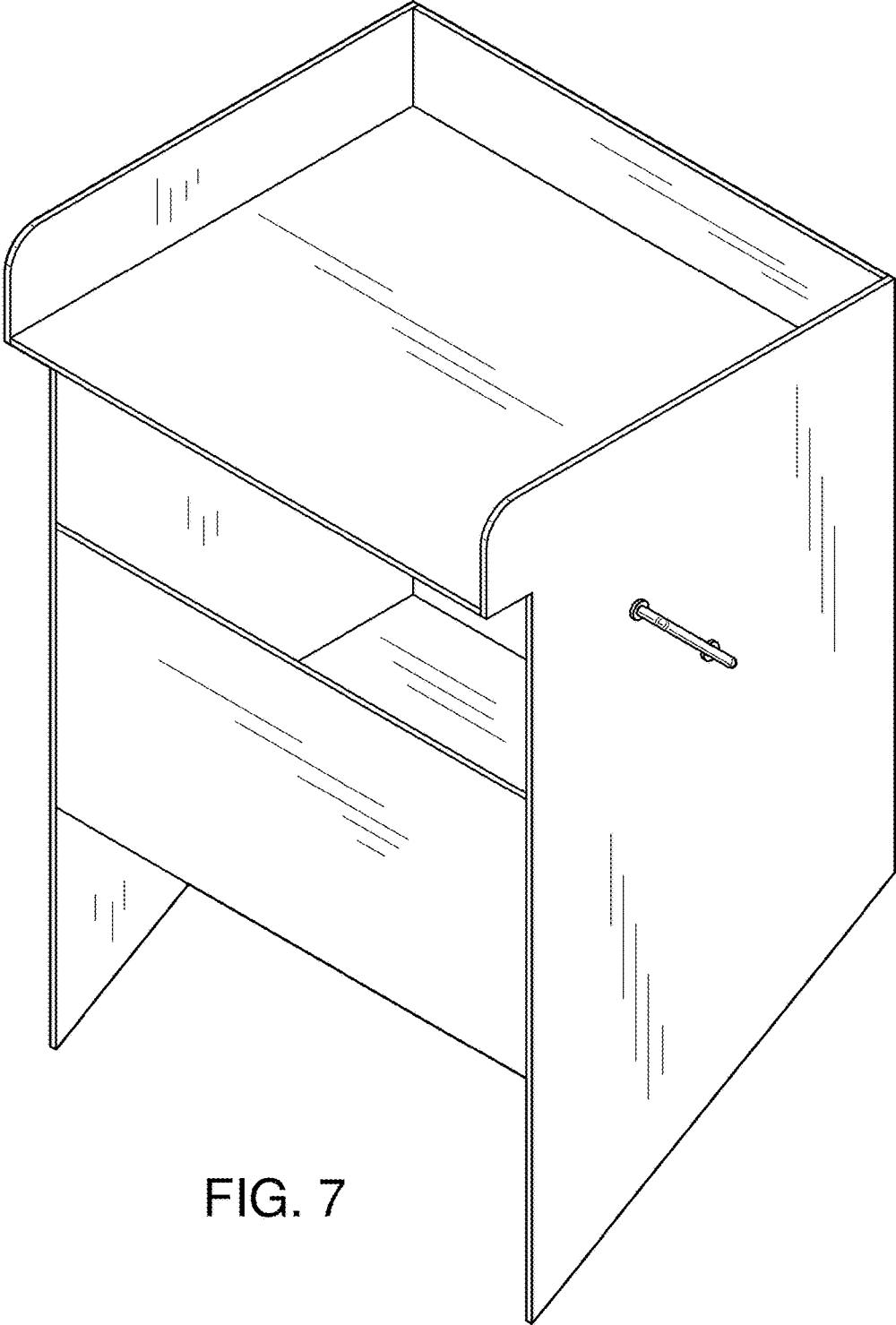


FIG. 7