



US00D846278S

(12) **United States Design Patent**
Chen

(10) **Patent No.:** **US D846,278 S**

(45) **Date of Patent:** **** Apr. 23, 2019**

- (54) **TOOL BOX**
- (71) Applicant: **GOOD YEAR HARDWARE CO., LTD.,** Changhua (TW)
- (72) Inventor: **Tsai-Ching Chen,** Changhua (TW)
- (73) Assignee: **GOOD YEAR HARDWARE CO., LTD.,** Changhua (TW)
- (**) Term: **15 Years**

D446,651	S *	8/2001	Liao	D3/284
D446,935	S *	8/2001	Huang	D3/281
D459,074	S *	6/2002	Eckmann	D3/276
D514,316	S *	2/2006	Allan	D3/282
D523,635	S *	6/2006	Chen	D3/282
D528,793	S *	9/2006	Cornwell	D3/294
D537,253	S *	2/2007	Chen	D3/315
D579,204	S *	10/2008	Chen	D3/215
8,016,108	B1 *	9/2011	Hung	B25H 3/003
					206/372
8,196,742	B1 *	6/2012	Wang	B25H 3/003
					206/379
D789,086	S *	6/2017	Lin	D3/294

(21) Appl. No.: **29/570,478**

(22) Filed: **Jul. 8, 2016**

(51) **LOC (11) Cl.** **03-01**

(52) **U.S. Cl.**

USPC **D3/295; D3/905**

(58) **Field of Classification Search**

USPC D3/269, 272, 273, 274, 276, 279, 281, D3/282, 283, 288, 290, 294, 298, 299, D3/905, 217, 321; D34/12, 14, 17, 19, D34/20, 18, 23, 24, 25, 27

CPC B62B 1/00; B62B 3/00; B25H 3/00; B25H 3/003; B25H 3/02; B25H 5/00; A45C 7/00; A45C 5/00; A45C 5/005; A45C 2005/037; A45C 5/04; A45C 5/14; A45C 2007/0004; A45C 7/0018; A45C 2009/002; A45C 9/00

See application file for complete search history.

(56) **References Cited**

U.S. PATENT DOCUMENTS

D245,479	S *	8/1977	Malcolm	D3/282
D334,534	S *	4/1993	Friz	D3/905
D355,826	S *	2/1995	Chow	D3/294
D400,709	S *	11/1998	Chang	D3/294
5,893,457	A *	4/1999	Wei	B25H 3/003
					206/373
D419,298	S *	1/2000	Bramsiepe	D3/273
D422,787	S *	4/2000	Feng	D3/273

(Continued)

Primary Examiner — Jennifer Rivard

Assistant Examiner — April Rivas

(74) *Attorney, Agent, or Firm* — Muncy, Geissler, Olds & Lowe, P.C.

(57) **CLAIM**

The ornamental design for a tool box, as shown and described.

DESCRIPTION

FIG. 1 is a perspective view of the present design.

FIG. 2 is a front view of the present design.

FIG. 3 is a rear view of the present design.

FIG. 4 is a left view of the present design.

FIG. 5 is a right view of the present design.

FIG. 6 is a top view of the present design.

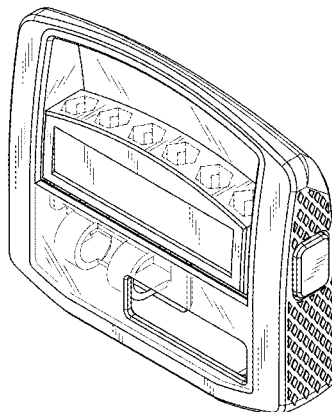
FIG. 7 is a bottom view of the present design.

FIG. 8 is a perspective view of the tool box in a state of use; and,

FIG. 9 is a rear perspective view of the tool box, in an open configuration, in a state of use.

The broken lines illustrating the screwdriver handle and bits in FIGS. 8 and 9 illustrate environment. The remaining broken lines illustrate portions of the tool box. None of the broken lines form part of the claimed design.

1 Claim, 6 Drawing Sheets



(56)

References Cited

U.S. PATENT DOCUMENTS

2005/0056559	A1*	3/2005	Chen	B25H 3/003 206/372
2005/0056560	A1*	3/2005	Chen	B25H 3/003 206/373
2005/0161356	A1*	7/2005	Chen	B25H 3/003 206/373
2016/0270499	A1*	9/2016	Lawrenson	A45C 5/005

* cited by examiner

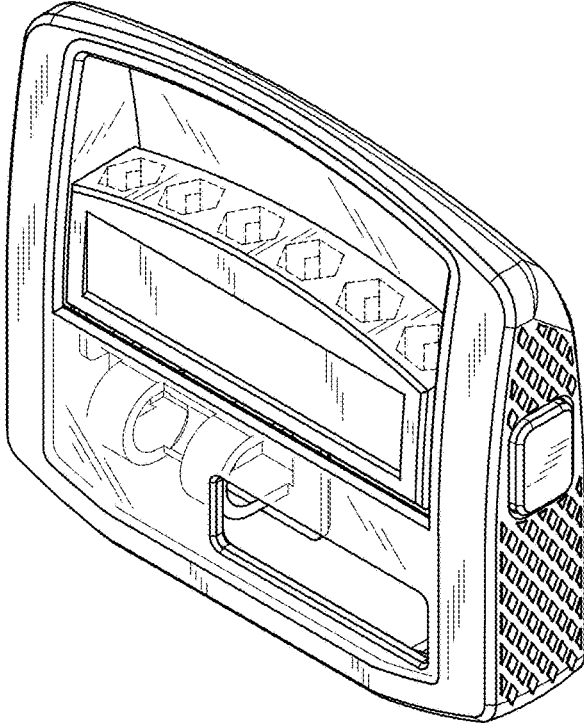


FIG. 1

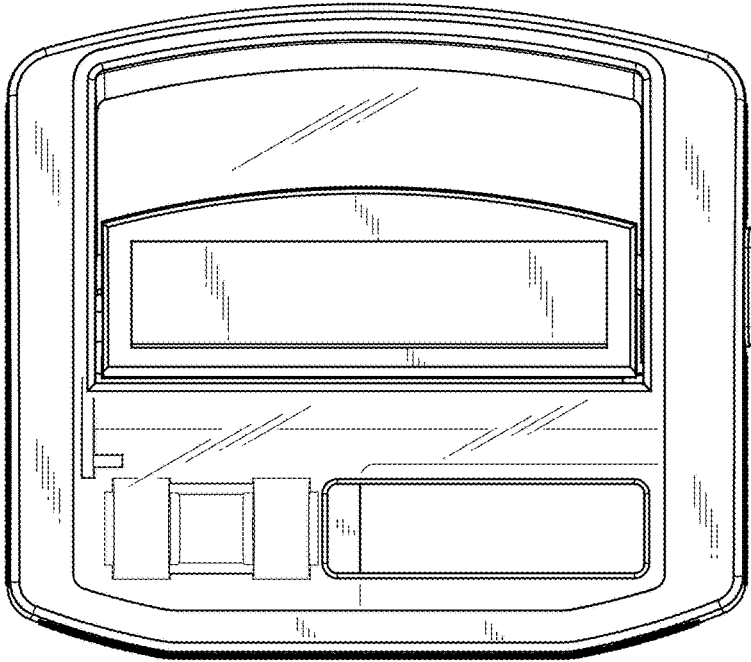


FIG. 2

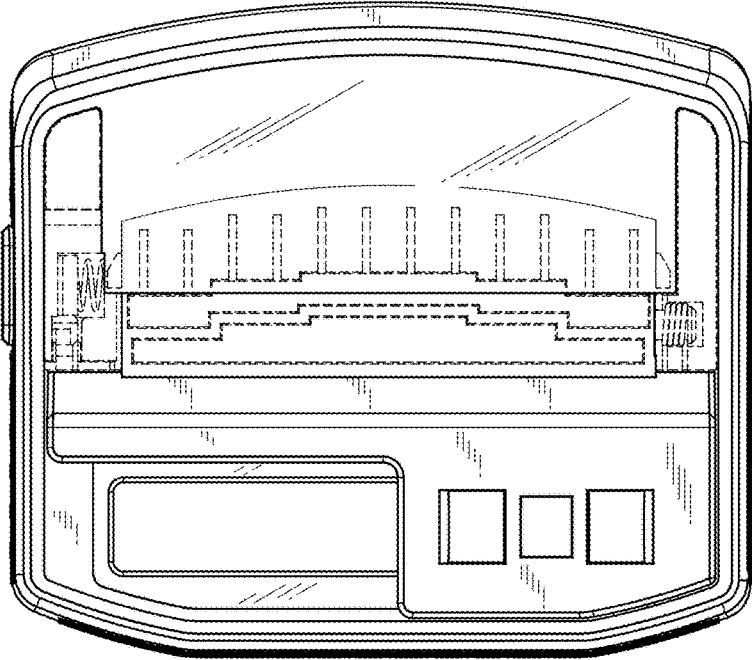


FIG. 3



FIG. 4

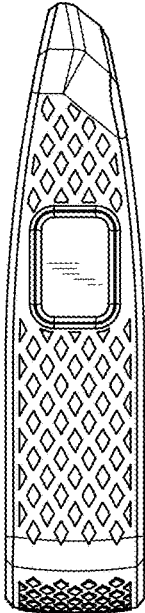


FIG. 5

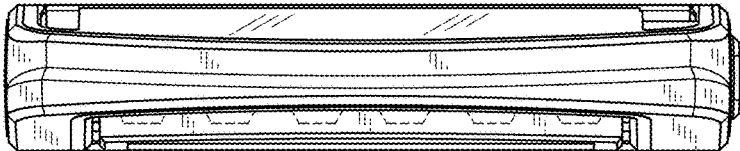


FIG. 6




FIG. 7

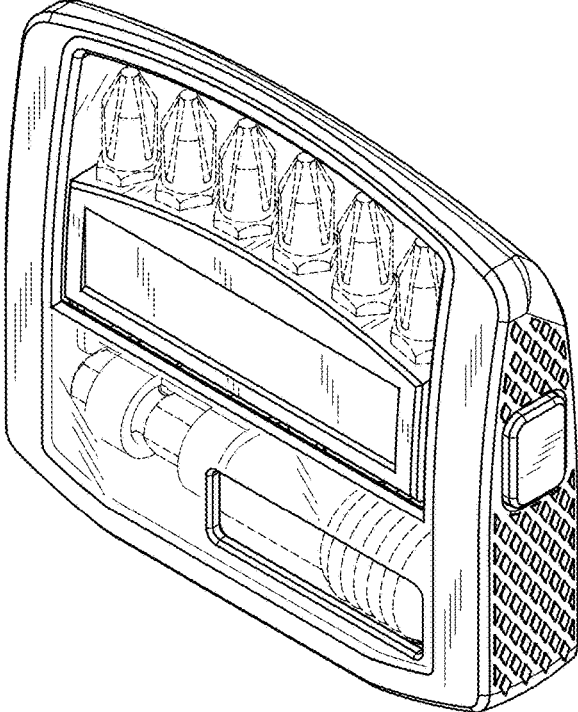


FIG. 8

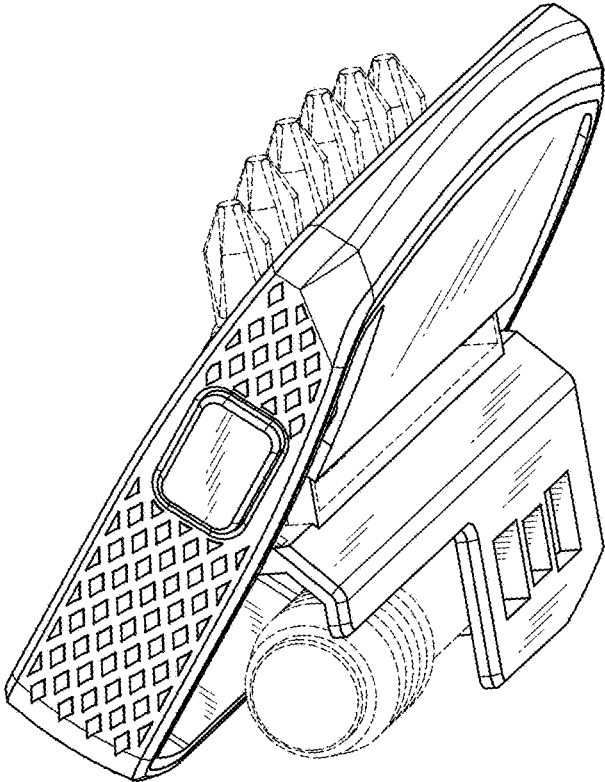


FIG. 9