



(12) **United States Design Patent**
Pedrazzo et al.

(10) **Patent No.:** **US D810,650 S**
(45) **Date of Patent:** **** Feb. 20, 2018**

- (54) **USER INTERFACE FOR MOTORIZED WHEEL**
- (71) Applicant: **Superpedestrian Inc.**, Cambridge, MA (US)
- (72) Inventors: **Marco Maria Pedrazzo**, Cuneo (IT);
Robert Paul Roy, Dracut, MA (US);
Assaf Biderman, Boston, MA (US);
Carlo Ratti, London (GB)
- (73) Assignee: **Superpedestrian, Inc.**, Cambridge, MA (US)

D218,964 S *	10/1970	Shimano et al.	D12/205
D232,630 S	7/1974	Siroonian et al.	
D248,747 S *	8/1978	Hood	D12/205
D269,081 S	5/1983	Hayashi	
D269,506 S *	6/1983	Suzuki	D12/205
D269,603 S *	7/1983	Whitmarsh	D12/205
D281,062 S	10/1985	Hess	
D312,998 S	12/1990	Carlson	
6,802,385 B2 *	10/2004	Pyntikov	B60L 11/007 180/220
6,927,524 B2 *	8/2005	Pyntikov	H02K 1/141 310/254.1
6,971,467 B2 *	12/2005	Katsaros	B62M 7/12 180/206.5

(**) Term: **14 Years**

(21) Appl. No.: **29/509,918**

(22) Filed: **Nov. 21, 2014**

(51) **LOC (11) Cl.** **12-16**

(52) **U.S. Cl.** **D12/213**

(58) **Field of Classification Search**

USPC D12/204-213, 111, 123, 116; D15/3; 301/6.5

CPC B60B 7/00; B60B 7/02; B60B 7/04; B60B 7/01; B60B 7/06; B60B 3/02; B60B 3/04; B60B 3/06; B60B 3/10; B60B 1/00; B60B 1/08; B60B 1/10; B60B 1/12; B60B 1/003; B60B 27/04; B60B 27/0015; B60L 8/003; B60L 11/007; H02K 1/141; B62M 7/12; B60G 17/025

See application file for complete search history.

(56) **References Cited**

U.S. PATENT DOCUMENTS

D103,728 S *	3/1937	LeJeune	D12/211
3,432,158 A *	3/1969	Goodwin	B60G 17/025 267/278
D218,232 S	8/1970	Shimano et al.	

(Continued)

OTHER PUBLICATIONS

U.S. Appl. No. 29/514,538, filed Jan. 13, 2015, priority date Dec. 4, 2009, entitled Hub for Motorized Wheel.

(Continued)

Primary Examiner — Sandra Snapp
(74) *Attorney, Agent, or Firm* — GTC Law Group PC & Affiliates

(57) **CLAIM**

The ornamental design for a user interface for motorized wheel, as shown and described.

DESCRIPTION

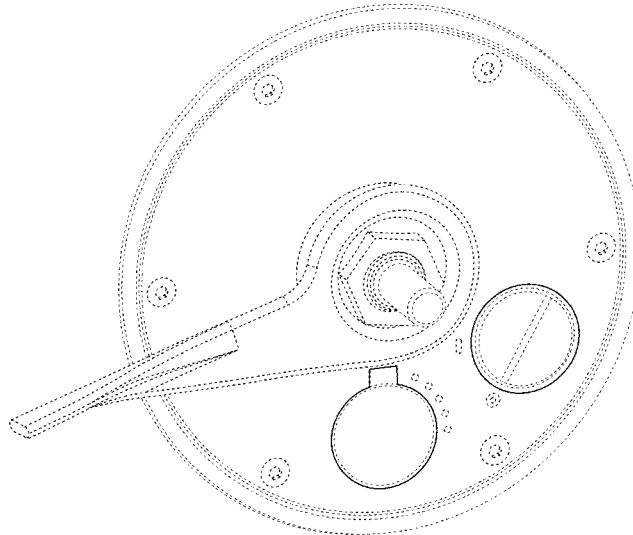
FIG. 1 is a perspective view of a user interface for motorized wheel on an electrically motorized wheel attached to a vehicle frame;

FIG. 2 is a plan view of a user interface for motorized wheel on an electrically motorized wheel; and,

FIG. 3 is a close up perspective view of a user interface for motorized wheel.

In the drawings, the broken lines depict environmental subject matter only and form no part of the claimed design.

1 Claim, 3 Drawing Sheets



(56)

References Cited

U.S. PATENT DOCUMENTS

7,156,196 B2 * 1/2007 Katsaros B60L 11/007
180/2.2
D579,844 S * 11/2008 Hed D12/207
7,673,946 B1 * 3/2010 Hed B60B 7/00
301/110.5
D613,206 S * 4/2010 Norman D12/114
D625,333 S * 10/2010 Tanaka D12/111
8,131,413 B2 * 3/2012 Yuan B60L 8/003
180/218
D657,726 S 4/2012 Finnie
8,657,047 B2 * 2/2014 Urabe B62M 6/65
180/220
D721,315 S * 1/2015 Delavy D12/207
9,027,681 B2 * 5/2015 Biderman B60B 7/04
180/220
D750,999 S * 3/2016 Zichner D12/123
D753,040 S * 4/2016 Lisanti D12/207
D766,801 S * 9/2016 Lin D12/207
2005/0167171 A1 * 8/2005 Katsaros B62M 6/65
180/65.51

2008/0093913 A1 * 4/2008 Katsaros B62M 6/65
301/1
2012/0037442 A1 2/2012 Radtke et al.
2013/0241175 A1 9/2013 Talavasek et al.
2016/0014252 A1 1/2016 Biderman et al.
2016/0075177 A1 3/2016 Biderman et al.

OTHER PUBLICATIONS

U.S. Appl. No. 29/514,539, filed Jan. 13, 2015, priority date Dec. 4, 2009, entitled Spokes for Bicycle Wheel.
U.S. Appl. No. 29/514,540, filed Jan. 13, 2015, priority date Dec. 4, 2009, entitled Smile Shaped Groove on Bicycle Wheel Hub.
U.S. Appl. No. 29/509,928, filed Nov. 21, 2014, entitled Multi-Speed Motorized Wheel Hub.
U.S. Appl. No. 29/509,919, filed Nov. 21, 2014, entitled Torque Arm.
U.S. Appl. No. 29/509,906, filed Nov. 21, 2014, entitled Single Speed Motorized Wheel Hub.

* cited by examiner

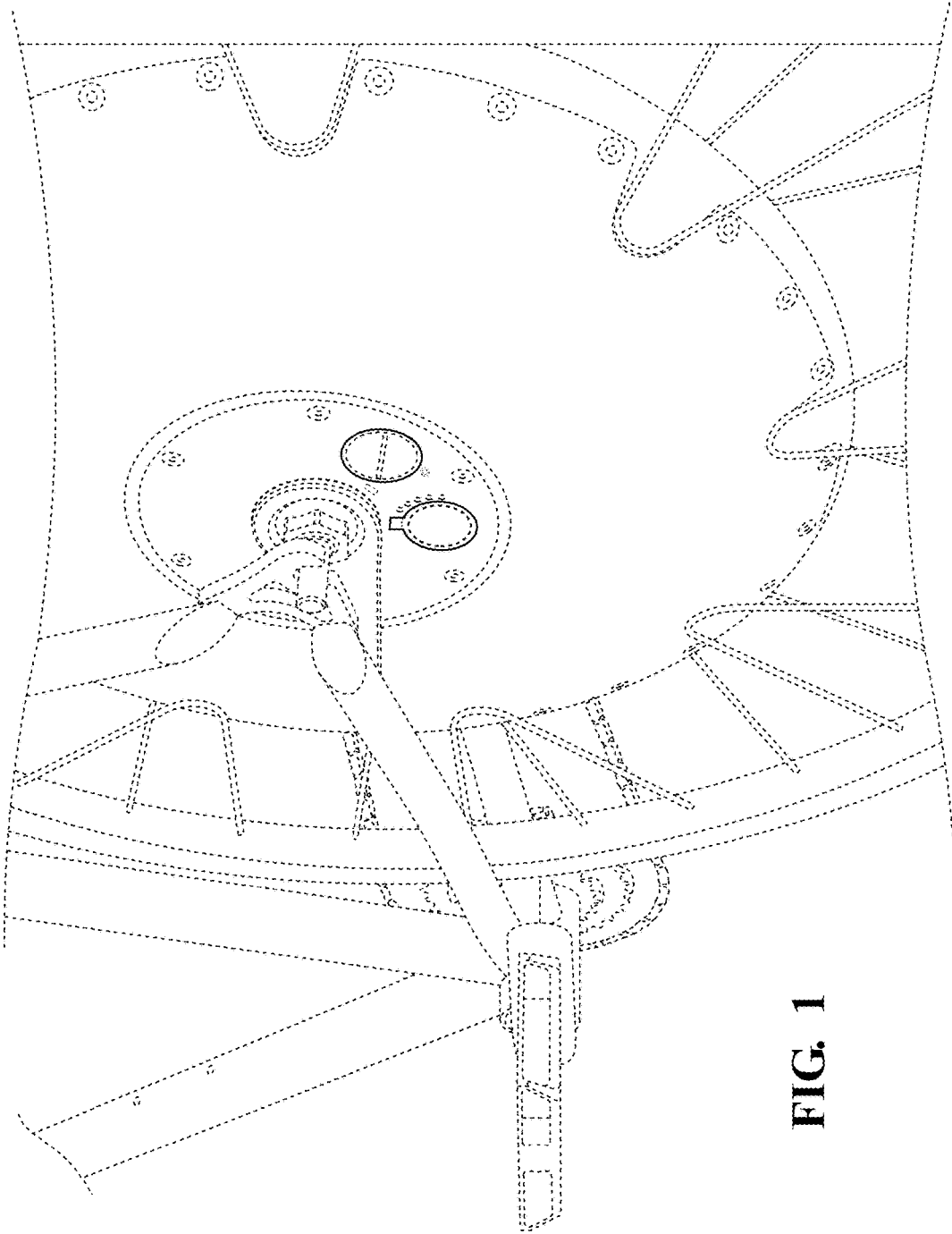


FIG. 1




FIG. 2

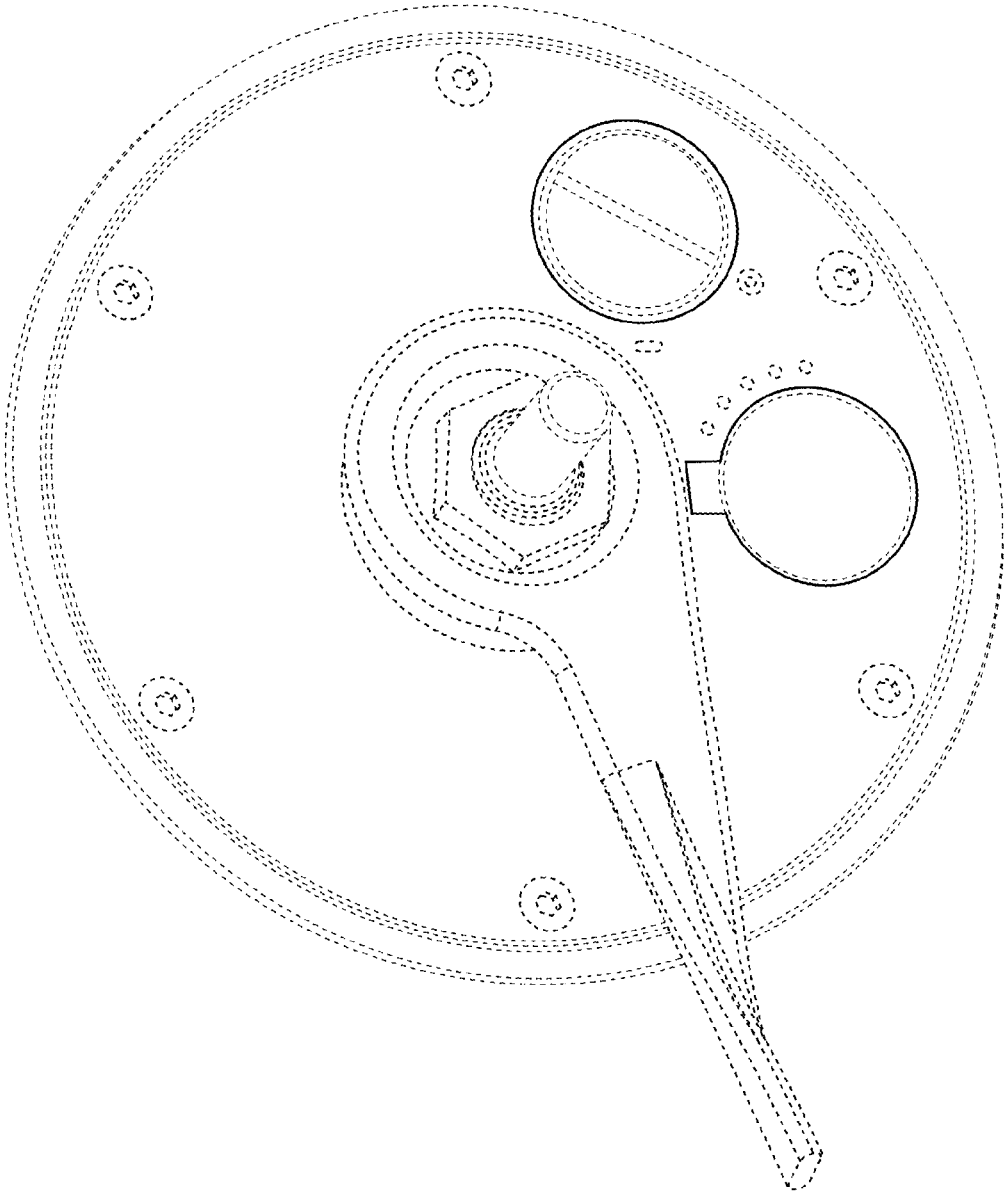


FIG. 3