



US00D846471S

(12) **United States Design Patent**
Jang

(10) **Patent No.:** **US D846,471 S**

(45) **Date of Patent:** **** Apr. 23, 2019**

- (54) **BICYCLE WHEEL**
- (71) Applicant: **Suk Ho Jang**, Gwangmyeong-si (KR)
- (72) Inventor: **Suk Ho Jang**, Gwangmyeong-si (KR)
- (**) Term: **15 Years**
- (21) Appl. No.: **29/627,243**
- (22) Filed: **Nov. 24, 2017**
- (30) **Foreign Application Priority Data**
May 24, 2017 (KR) 30-2017-0023447
- (51) **LOC (11) Cl.** **12-16**
- (52) **U.S. Cl.**
USPC **D12/205**
- (58) **Field of Classification Search**
USPC D12/114, 205, 204, 209, 501, 536,
D12/539-544, 570; D21/423
CPC B60B 1/12; B60B 1/023; B60B 1/003;
B60B 1/006; B60B 1/0223; B60B 1/041;
B60B 5/02; B60B 21/08; B60B 21/025
See application file for complete search history.

- 6,408,912 B1 * 6/2002 Li B600 7/105
152/247
- D462,042 S * 8/2002 Bernardi D12/205
- 6,848,752 B1 * 2/2005 Tien B60B 1/041
301/59
- 7,673,946 B1 * 3/2010 Hed B60B 7/00
301/110.5
- D775,572 S * 1/2017 Magnusson D12/205
- D806,627 S * 1/2018 Lee D12/211
- 2008/0088175 A1 * 4/2008 Hermansen B60B 1/0215
301/56
- 2008/0129105 A1 * 6/2008 Urbani B60B 1/0246
301/57
- 2008/0211291 A1 * 9/2008 Meggiolan B60B 1/0261
301/58
- 2009/0134693 A1 * 5/2009 Meggiolan B60B 21/025
301/5.24
- 2009/0160243 A1 * 6/2009 Mercat B60B 1/003
301/75
- 2009/0250994 A1 * 10/2009 Meggiolan B60B 5/02
301/95.106

(Continued)

Primary Examiner — Michelle E. Wilson
Assistant Examiner — Clese Moore, Jr.
(74) *Attorney, Agent, or Firm* — Novick, Kim & Lee,
PLLC; Jae Youn Kim

(56) **References Cited**

U.S. PATENT DOCUMENTS

- 4,588,232 A * 5/1986 Kim B60B 27/0047
280/229
- 4,602,822 A * 7/1986 Kim B62K 25/02
280/229
- D303,516 S * 9/1989 Arredondo, Jr. D12/209
- 4,906,050 A * 3/1990 Soder B60B 7/00
301/37.107
- D315,681 S * 3/1991 Gioia D10/6
- 5,494,337 A * 2/1996 Behnke B60B 1/041
301/104
- D382,530 S * 8/1997 Raudman D12/211
- 6,036,281 A * 3/2000 Campbell B60B 1/003
301/104

(57)

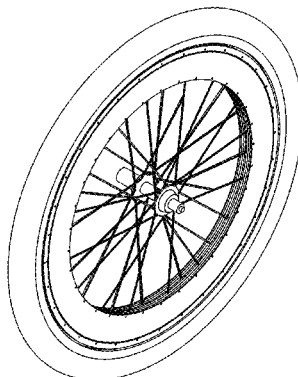
CLAIM

I claim, the ornamental design for a bicycle wheel, as shown and described.

DESCRIPTION

FIG. 1 is a perspective view of a bicycle wheel, showing my new design;
FIG. 2 is a front elevational view thereof;
FIG. 3 is a rear elevational view thereof;
FIG. 4 is a left side elevational view thereof;
FIG. 5 is a right side elevational view thereof;
FIG. 6 is a top plan view thereof; and,
FIG. 7 is a bottom plan view thereof.

1 Claim, 4 Drawing Sheets



(56)

References Cited

U.S. PATENT DOCUMENTS

2010/0060073 A1* 3/2010 Alfonso Felgar B60B 1/041
301/58
2013/0342003 A1* 12/2013 Meggiolan B60B 1/041
301/58
2014/0084671 A1* 3/2014 Chen B60B 1/0223
301/55
2014/0154660 A1* 6/2014 Goldwater G09B 25/00
434/401
2015/0137583 A1* 5/2015 Debien B60B 1/023
301/56
2015/0298500 A1* 10/2015 McCormick B60B 7/01
301/37.24
2015/0306907 A1* 10/2015 Granieri B60B 21/08
301/6.9
2016/0039245 A1* 2/2016 Chen B60B 1/003
301/6.5
2017/0100960 A1* 4/2017 Fabris B60B 5/02

* cited by examiner

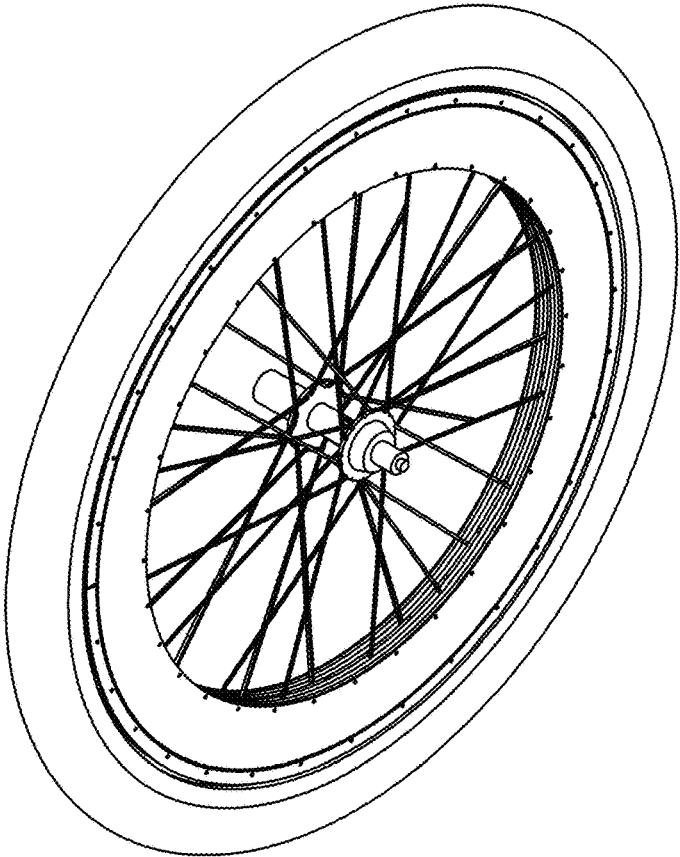


FIG. 1

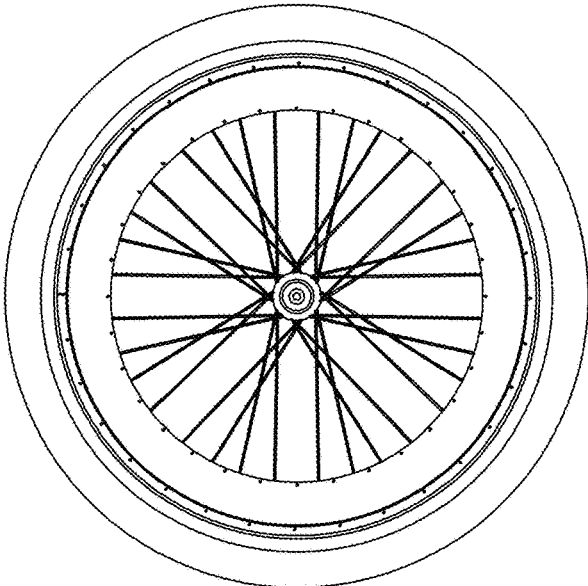


FIG. 2

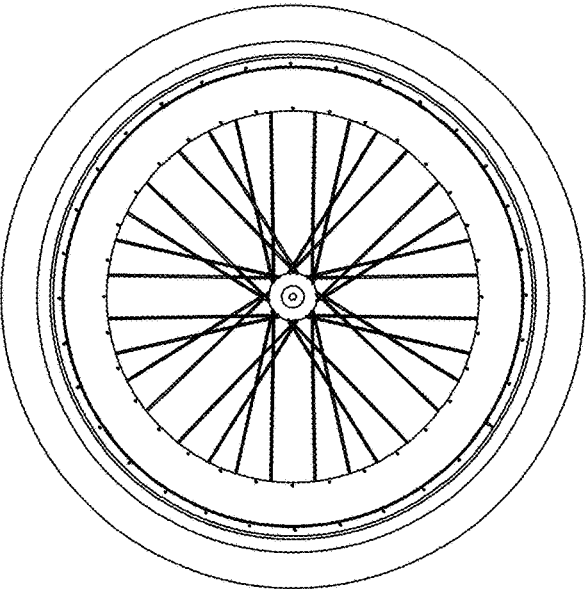


FIG. 3

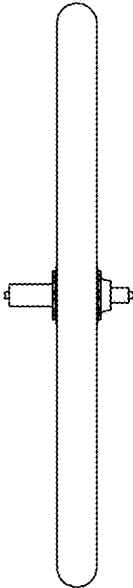


FIG. 4

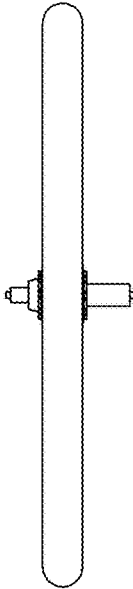


FIG. 5

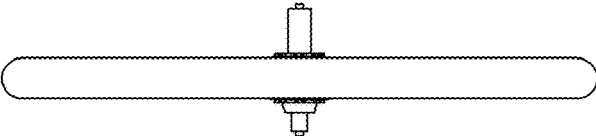


FIG. 6

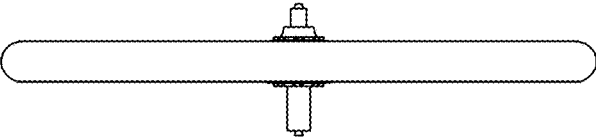


FIG. 7