



US00D839067S

(12) **United States Design Patent**
Lin

(10) **Patent No.:** **US D839,067 S**

(45) **Date of Patent:** **** Jan. 29, 2019**

(54) **WRENCH HEAD**

(57) **CLAIM**

(71) Applicant: **Chen Chih Lin**, New Taipei (TW)

The ornamental design for a wrench head, as shown and described.

(72) Inventor: **Chen Chih Lin**, New Taipei (TW)

(**) Term: **15 Years**

(21) Appl. No.: **29/639,318**

(22) Filed: **Mar. 6, 2018**

(51) **LOC (11) Cl.** **08-05**

(52) **U.S. Cl.**
USPC **D8/22**

(58) **Field of Classification Search**
USPC D8/22, 55; 81/111, 126, 124.5, 129.5,
81/117, 133, 155, 165-170
CPC B25B 13/00; B25B 13/10; B25B 13/46;
B25B 13/14
See application file for complete search history.

DESCRIPTION

FIG. 1 is a perspective view of a wrench head showing my new design;
FIG. 2 is another perspective view thereof;
FIG. 3 is a front view thereof;
FIG. 4 is a rear view thereof;
FIG. 5 is a left side view thereof;
FIG. 6 is a right side view thereof;
FIG. 7 is a top plan view thereof;
FIG. 8 is a bottom plan view thereof;
FIG. 9 is an alternate perspective view thereof showing my new design in an exemplary environment; and,
FIG. 10 is another alternate perspective view thereof showing my new design in an exemplary environment.
The broken line showing of the environment in FIGS. 9 and 10 is included for the purpose of illustrating and forms no part of the claimed design.

(56) **References Cited**

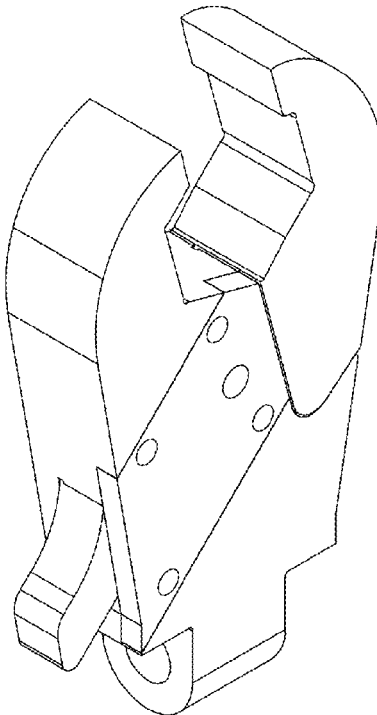
U.S. PATENT DOCUMENTS

D525,493 S *	7/2006	Hsieh	D8/21
D597,807 S *	8/2009	Wu	D8/22
D600,083 S *	9/2009	Kerce	D8/28

* cited by examiner

Primary Examiner — Randall H Gholson

1 Claim, 10 Drawing Sheets



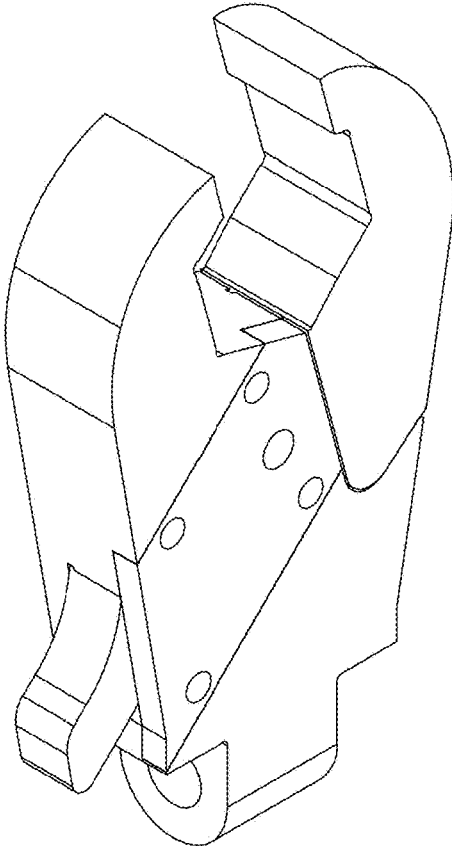


FIG.1

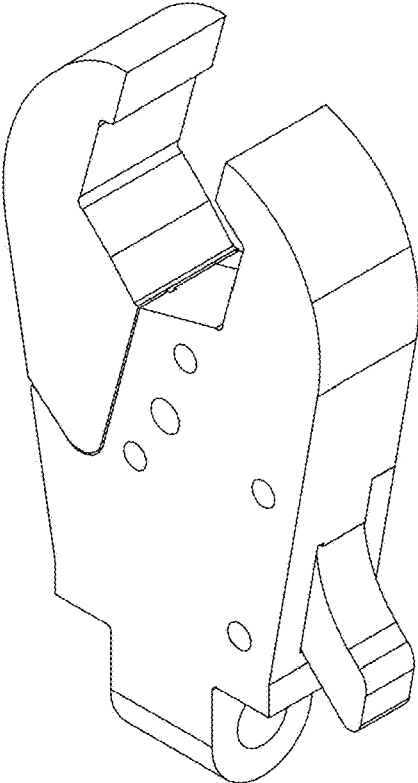


FIG. 2

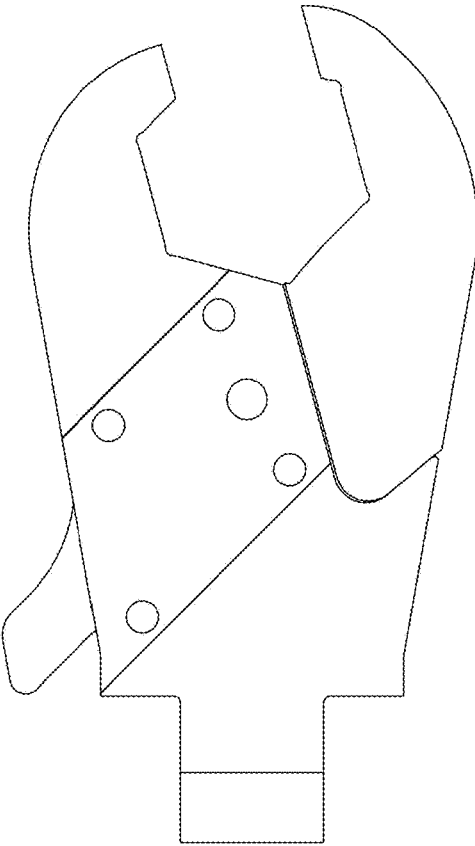


FIG.3

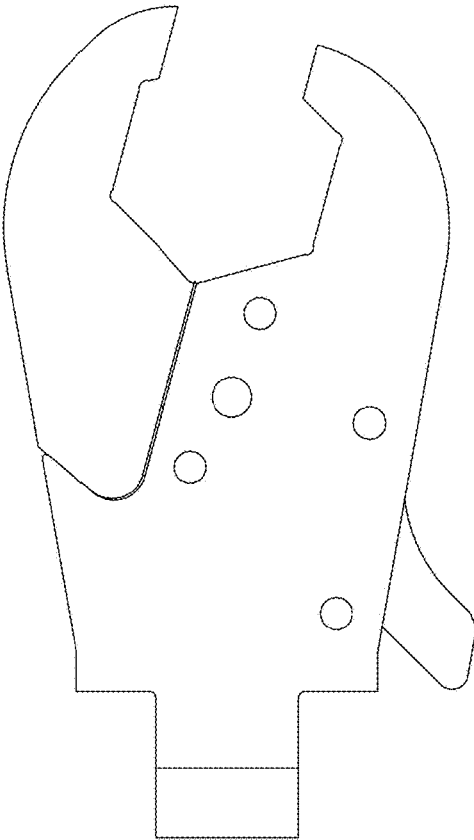


FIG.4

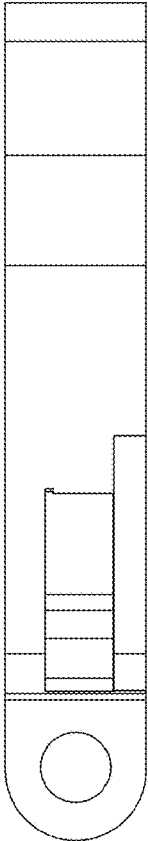


FIG.5




FIG.6

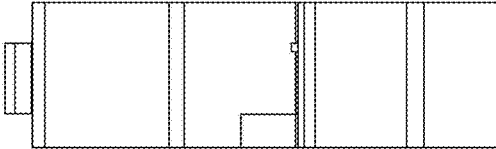


FIG.7



FIG.8

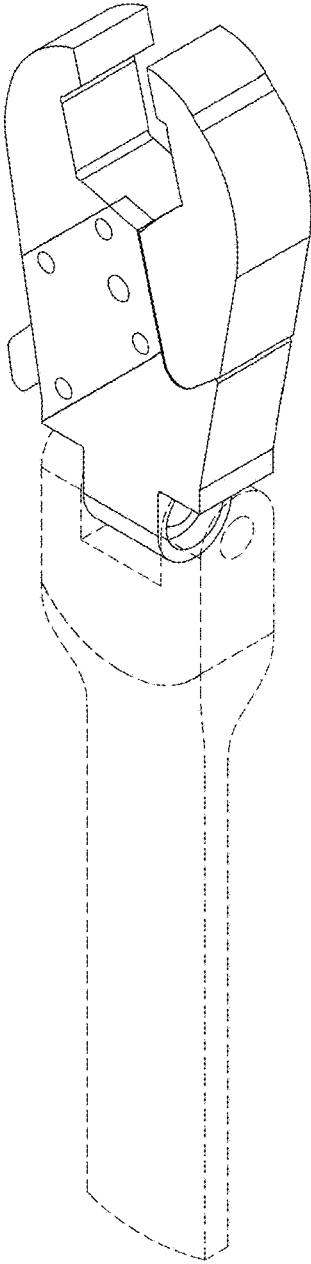


FIG.9

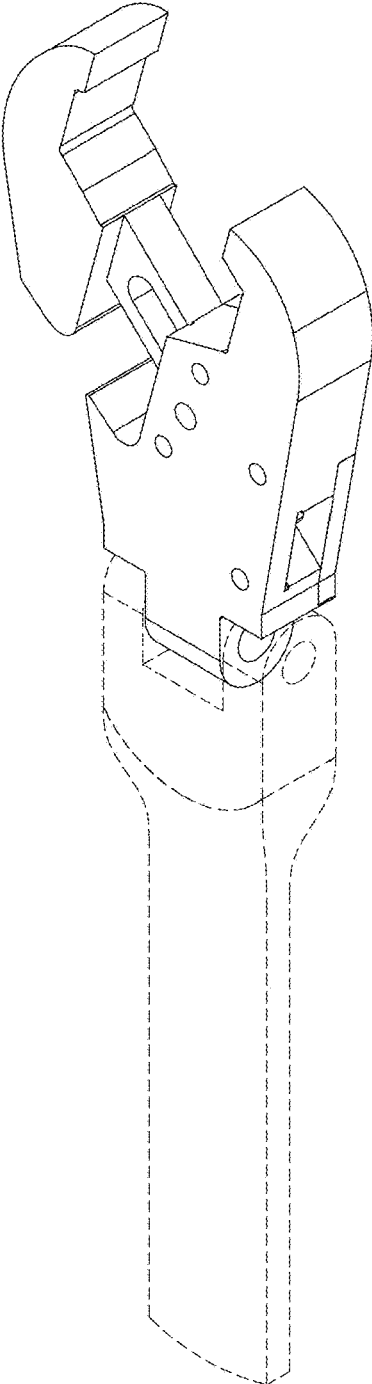


FIG.10