



US00D839708S

(12) **United States Design Patent**
Croghan

(10) **Patent No.:** **US D839,708 S**

(45) **Date of Patent:** **** Feb. 5, 2019**

- (54) **TORQUE WRENCH**
- (71) Applicant: **7RDD Limited**, North Yorkshire (GB)
- (72) Inventor: **Eamon Croghan**, Yorkshire (GB)
- (73) Assignee: **7RDD Limited**, Dunnington, York (GB)
- (**) Term: **15 Years**
- (21) Appl. No.: **29/599,005**
- (22) Filed: **Mar. 30, 2017**
- (51) **LOC (11) Cl.** **08-05**
- (52) **U.S. Cl.**
USPC **D8/68**
- (58) **Field of Classification Search**
USPC D8/61, 67, 68
CPC . B21J 15/043; B21J 15/22; B21J 15/36; B21J
15/326
See application file for complete search history.

D507,732	S *	7/2005	Nowak	D8/68
D513,690	S *	1/2006	Etter	D8/68
D515,377	S *	2/2006	Chung	D8/68
D519,807	S *	5/2006	Chen	D8/68
D534,047	S *	12/2006	Chi	D8/68
D535,536	S *	1/2007	Ghode	D8/68
D551,047	S *	9/2007	Lopano	D8/68
D559,060	S *	1/2008	Lopano	D8/68
D572,991	S *	7/2008	Chen	D8/68
D574,688	S *	8/2008	Yamamoto	D8/68
D605,490	S *	12/2009	Aglassinger	D8/68
D610,888	S *	3/2010	Izumisawa	D8/68
7,673,702	B2 *	3/2010	Johnson	B25B 21/00 173/109

(Continued)

OTHER PUBLICATIONS

- U.S. Appl. No. 29/596,573, filed Mar. 9, 2017, Waldron.
- U.S. Appl. No. 29/598,999, filed Mar. 30, 2017, Waldron.
- U.S. Appl. No. 29/599,002, filed Mar. 30, 2017, Croghan.

Primary Examiner — Darlington Ly
(74) *Attorney, Agent, or Firm* — Woodard, Emhardt,
Moriarty, McNett & Henry, LLP

(56) **References Cited**

U.S. PATENT DOCUMENTS

D382,184	S *	8/1997	Sung	D8/61
D388,678	S *	1/1998	Bantly	D8/68
D396,620	S *	8/1998	Sung	D8/68
D403,564	S *	1/1999	Izumisawa	D8/68
D410,181	S *	5/1999	Sung	D8/68
D410,830	S *	6/1999	Pusateri	D8/61
D434,297	S *	11/2000	Iritani	D8/68
D434,958	S *	12/2000	Izumisawa	D8/68
D441,628	S *	5/2001	Bass	D8/68
D461,110	S *	8/2002	Izumisawa	D8/68
D469,673	S *	2/2003	Sliker	D8/68
D472,782	S *	4/2003	Pusateri	D8/68
D476,210	S *	6/2003	Chen	D8/68
D496,243	S *	9/2004	Huang	D8/68
D497,529	S *	10/2004	Price	D8/68
D497,787	S *	11/2004	Liao	D8/68
D504,299	S *	4/2005	Leasure	D8/68
D504,604	S *	5/2005	Leasure	D8/68

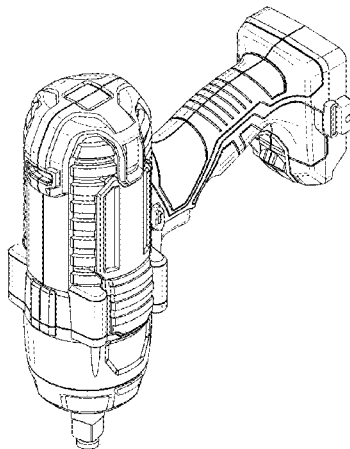
(57) **CLAIM**

The ornamental design for a torque wrench, as shown and described.

DESCRIPTION

FIG. 1 is a top, rear, and right side perspective view of a torque wrench showing my new design;
FIG. 2 is a right side elevation view thereof;
FIG. 3 is a left side elevation view thereof;
FIG. 4 is a bottom plan view thereof;
FIG. 5 is a top plan view thereof; and,
FIG. 6 is a rear elevation view thereof.
The broken lines in the drawings illustrate portions of the torque wrench that form no part of the claimed design.

1 Claim, 5 Drawing Sheets



(56)

References Cited

U.S. PATENT DOCUMENTS

D657,222	S	*	4/2012	Steinfels	D8/68
D664,413	S	*	7/2012	Steinfels	D8/68
D678,025	S	*	3/2013	Naksen	D8/68
D684,028	S	*	6/2013	Costoli	173/90
D713,703	S	*	9/2014	Wang	D8/68
D716,125	S	*	10/2014	Yaschur	D8/68
D774,860	S	*	12/2016	Colin	D8/68
D774,862	S	*	12/2016	Naksen	D8/68
D774,863	S	*	12/2016	Naksen	D8/68
D775,919	S	*	1/2017	Lee	D8/68
D801,773	S	*	11/2017	Nystrom	D8/68
D801,774	S	*	11/2017	Nystrom	D8/68

* cited by examiner

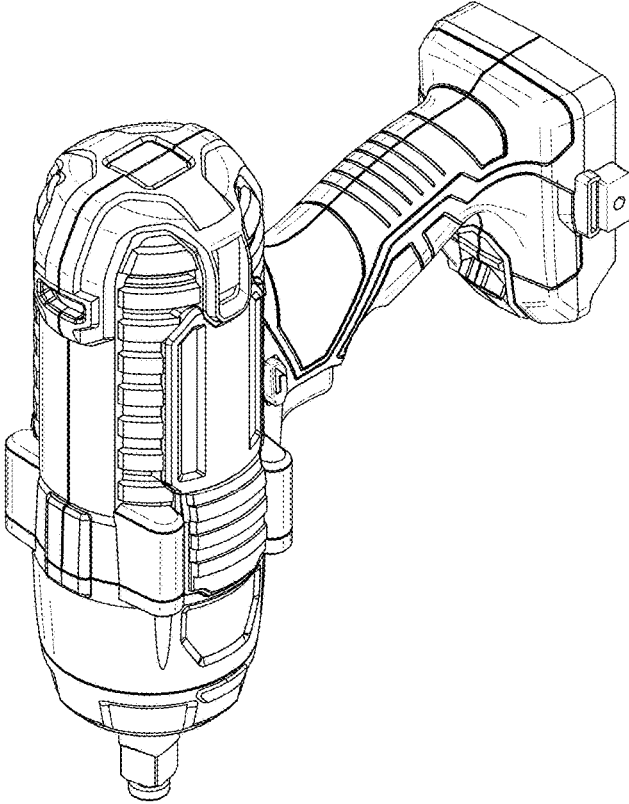


Fig. 1

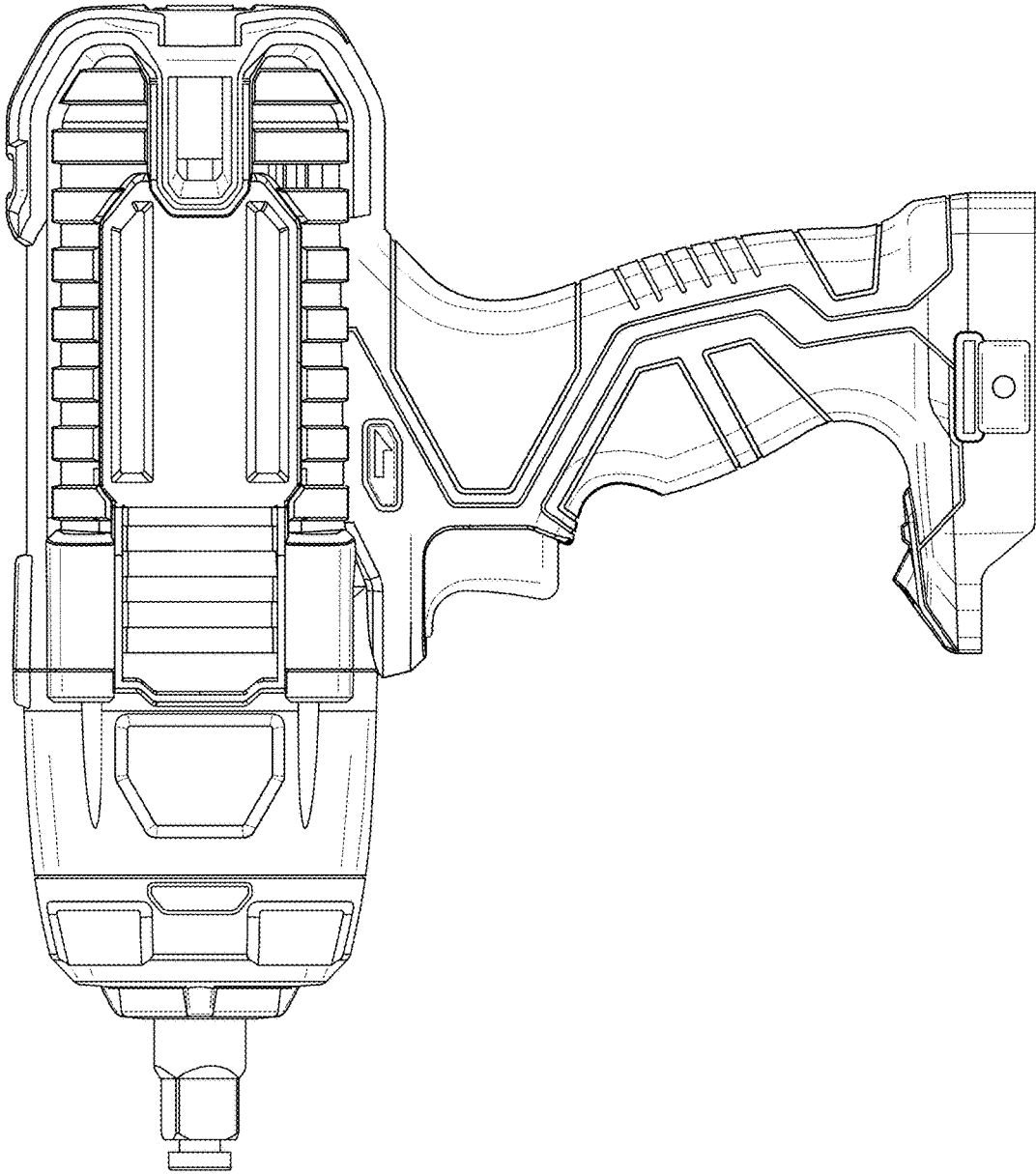


Fig. 2

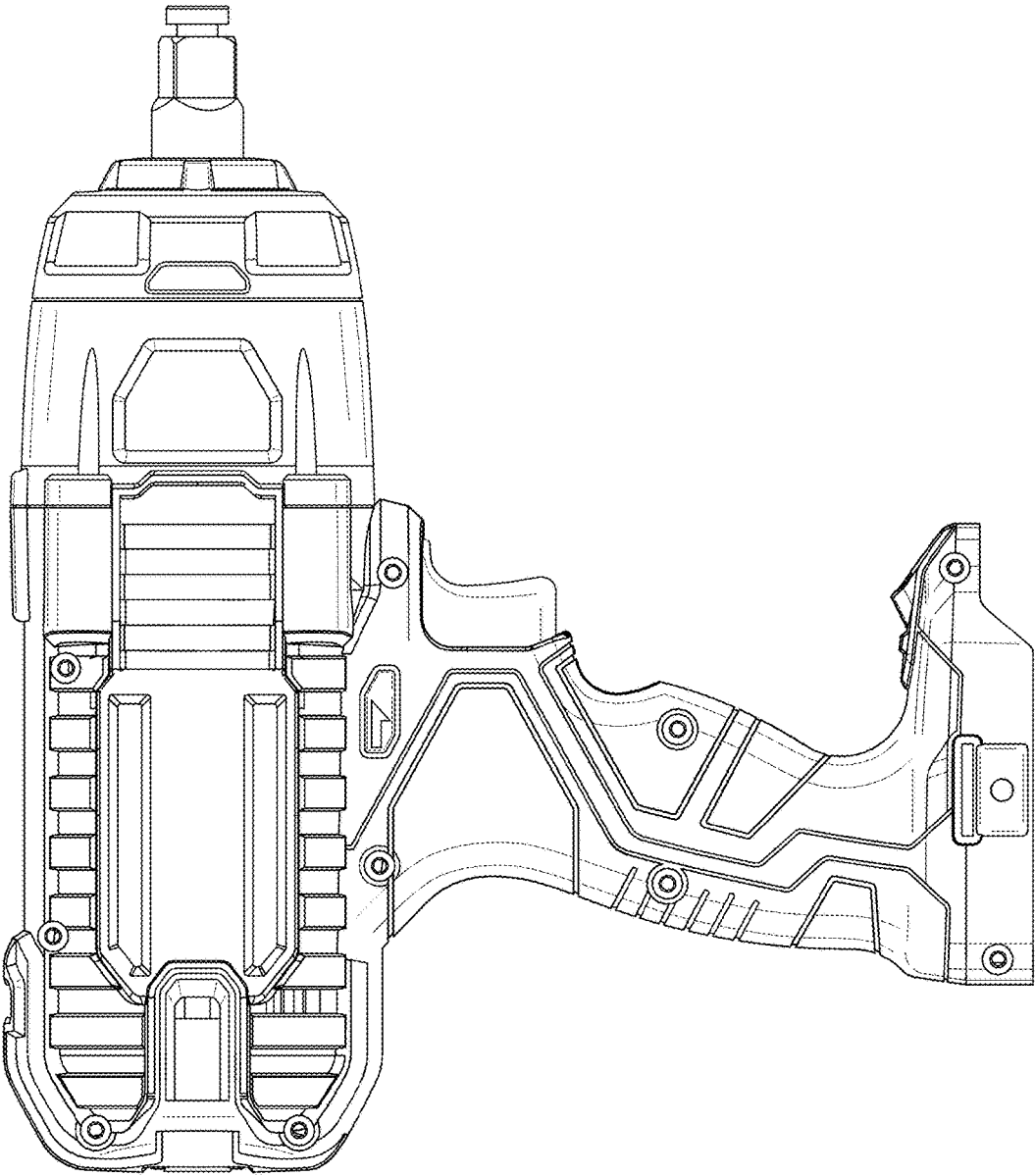


Fig. 3

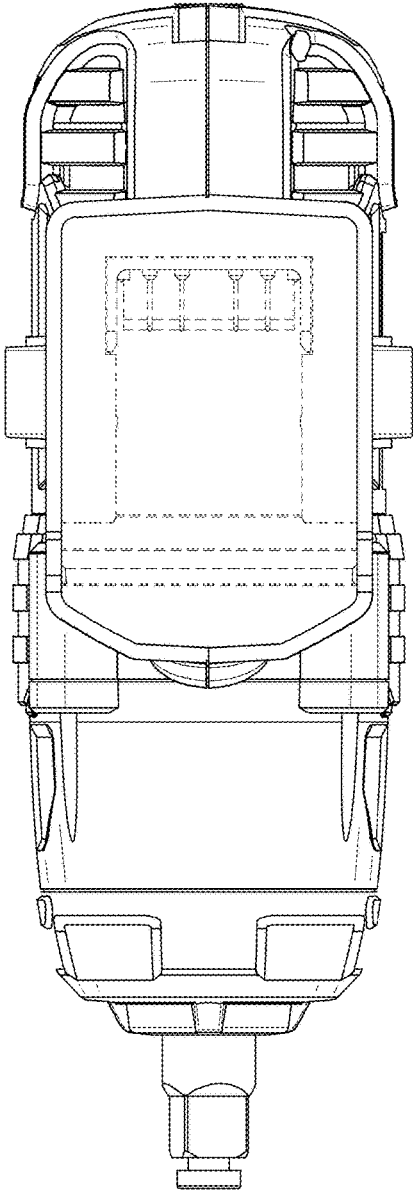


Fig. 4

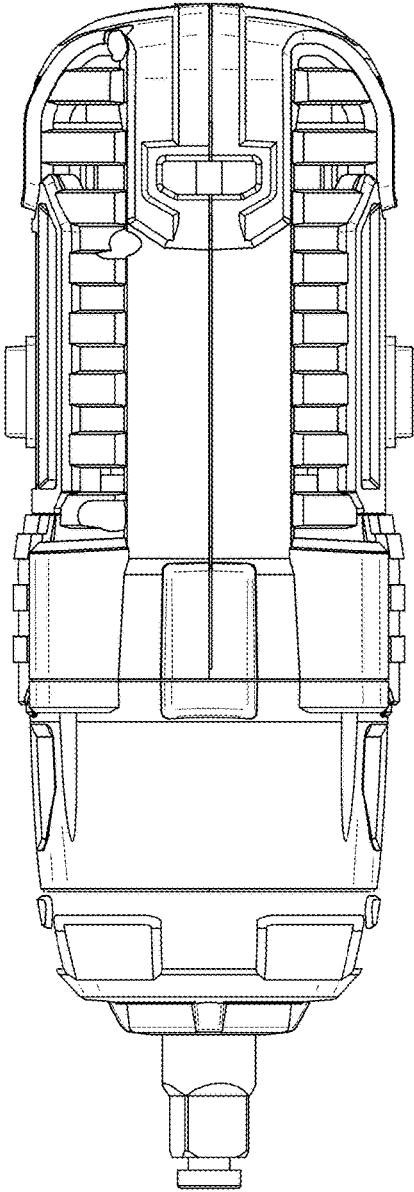


Fig. 5

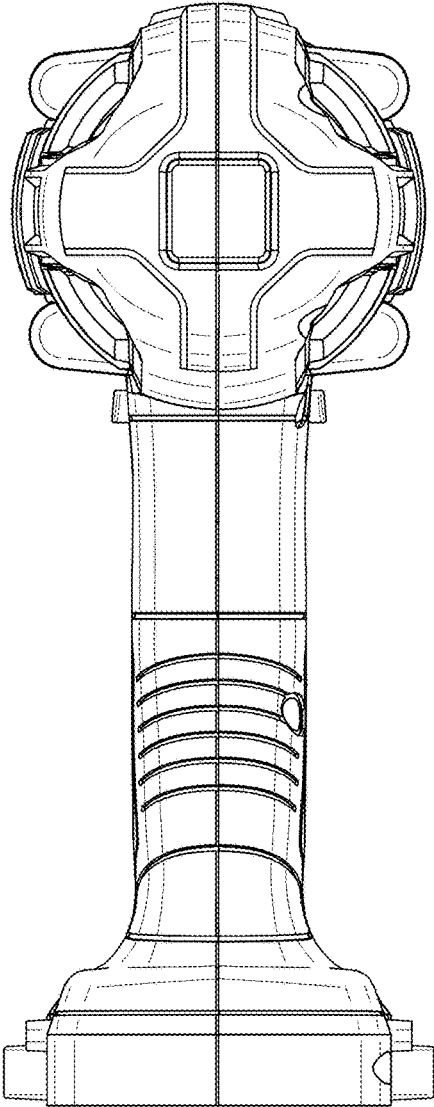


Fig. 6