



US00D842058S

(12) **United States Design Patent**
Lin

(10) **Patent No.:** **US D842,058 S**

(45) **Date of Patent:** **** Mar. 5, 2019**

- (54) **LOCKING COVER OF TORQUE WRENCH**
- (71) Applicant: **TORQUE-TECH PRECISION CO., LTD.**, Taichung (TW)
- (72) Inventor: **Tien-Lung Lin**, Taichung (TW)
- (73) Assignee: **TORQUE-TECH PRECISION CO., LTD.**, Taichung (TW)
- (**) Term: **15 Years**

* cited by examiner

Primary Examiner — Randall H Gholson
(74) *Attorney, Agent, or Firm* — Ming Chow; Sinorica, LLC

(21) Appl. No.: **29/637,785**

(22) Filed: **Feb. 22, 2018**

(51) **LOC (11) Cl.** **08-05**

(52) **U.S. Cl.**
USPC **D8/24**

(58) **Field of Classification Search**
 USPC D8/21–29; 81/60, 177.1, 177.85, 121.1,
 81/124.3, 165–170, 110.1, 176.2, 124.6,
 81/176.1, 176.15, 177.2; 16/110.1;
 D15/144.1; 219/75, 227, 229, 121.16,
 219/121.18
 CPC B25B 13/00
 See application file for complete search history.

(56) **References Cited**

U.S. PATENT DOCUMENTS

- D533,038 S * 12/2006 Hsu D8/24
- D687,688 S * 8/2013 Hsieh D8/24

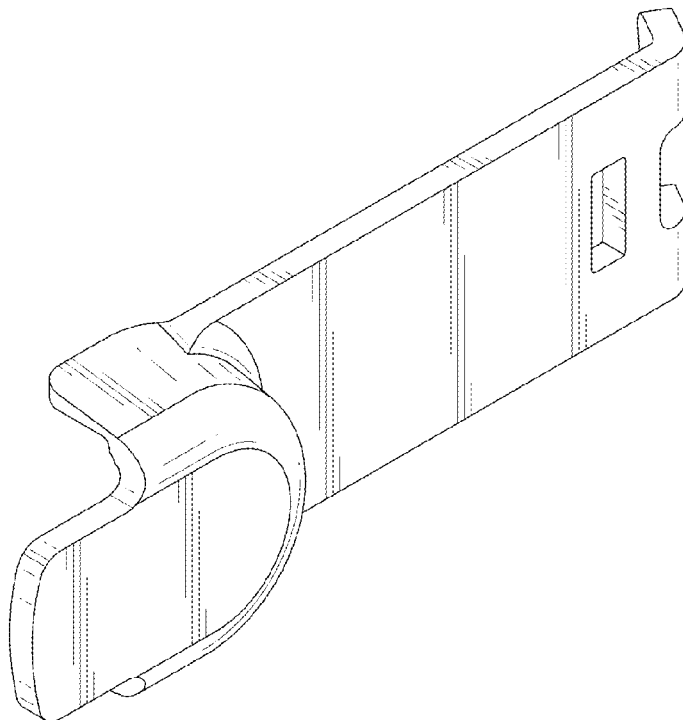
(57) **CLAIM**

I claim the ornamental design for a locking cover of torque wrench, as shown and described.

DESCRIPTION

FIG. 1 is a front perspective view of a locking cover of torque wrench showing my new design;
 FIG. 2 is a front elevational view thereof;
 FIG. 3 is a rear elevational view thereof;
 FIG. 4 is a left side elevational view thereof;
 FIG. 5 is a right side elevational view thereof;
 FIG. 6 is a top plan view thereof;
 FIG. 7 is a bottom plan view thereof;
 FIG. 8 is another perspective view thereof;
 FIG. 9 is a front end view of the locking cover of torque wrench in accordance with my design, shown in its environment thereof; and,
 FIG. 10 is another front end view of the locking cover of torque wrench in accordance with my design, shown in its environment thereof.
 The broken lines are for the purpose of illustrating environmental structure and form no part of the claimed design.

1 Claim, 7 Drawing Sheets



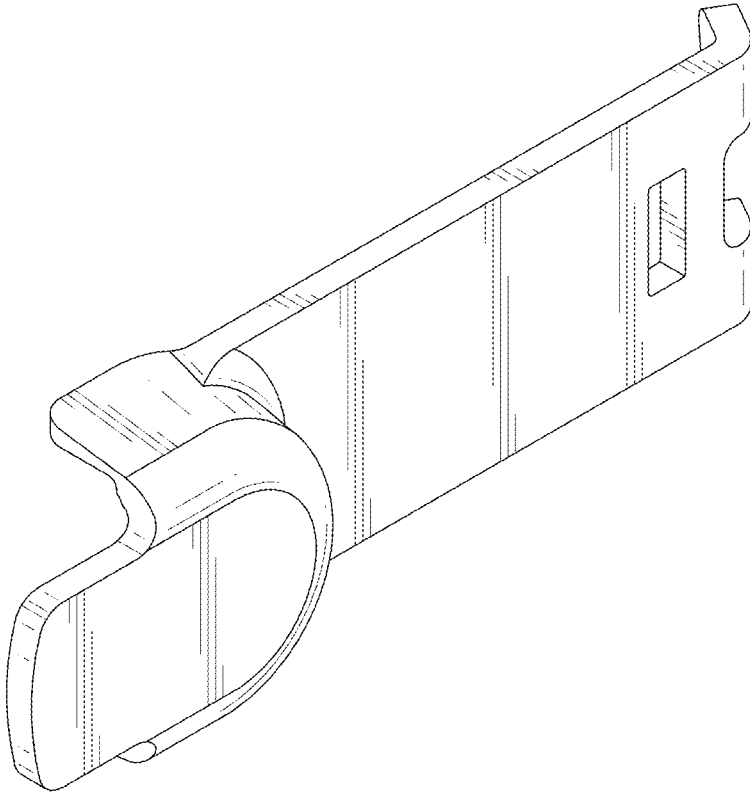


FIG. 1

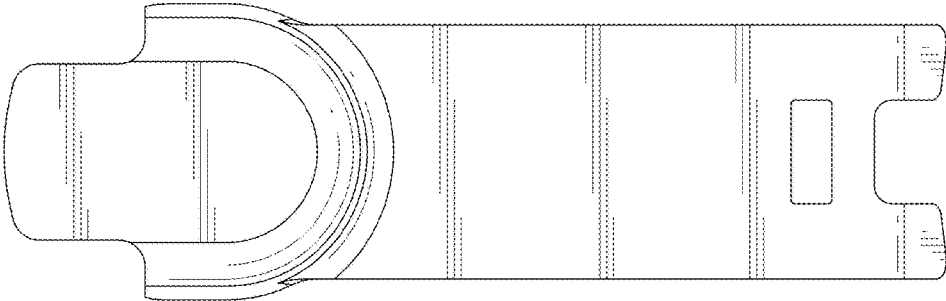


FIG. 2

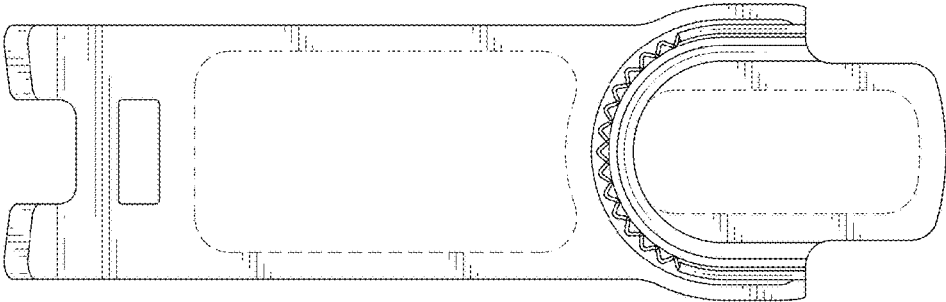


FIG. 3

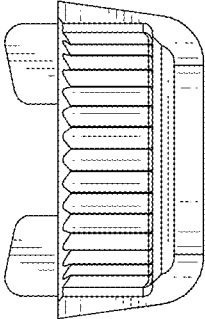


FIG. 4

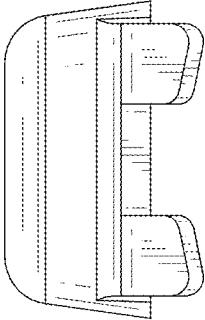


FIG. 5

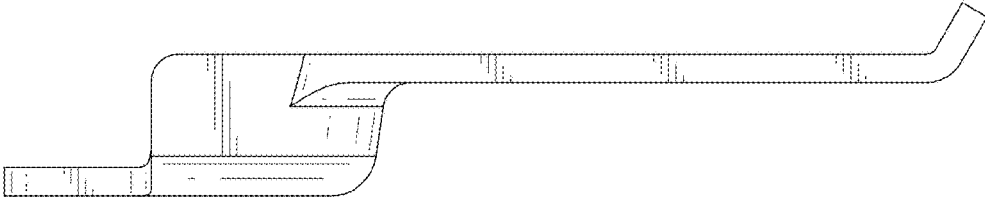


FIG. 6

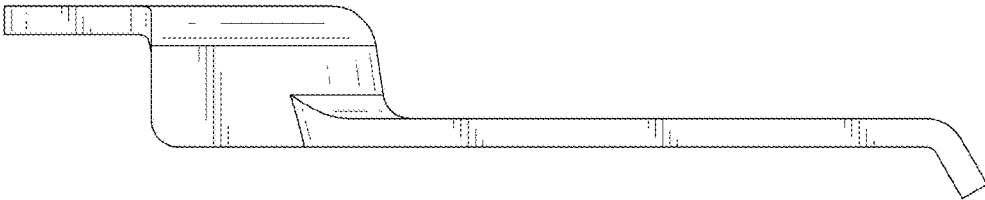


FIG. 7

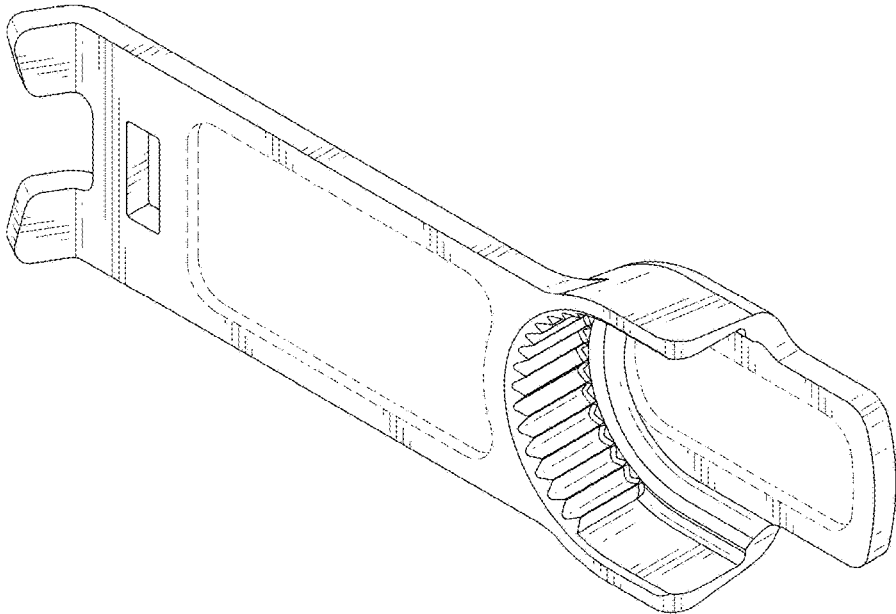


FIG. 8

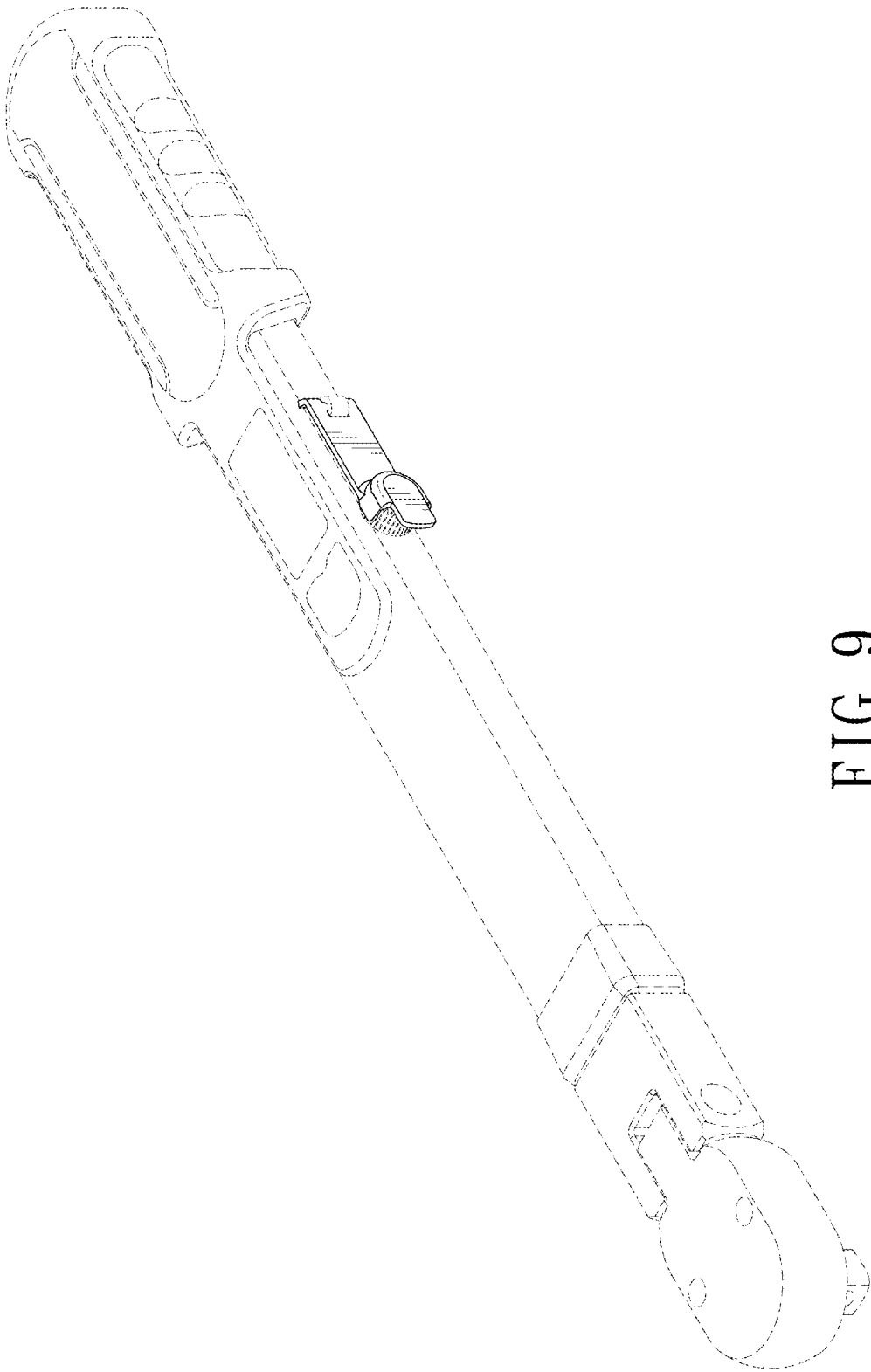


FIG. 9

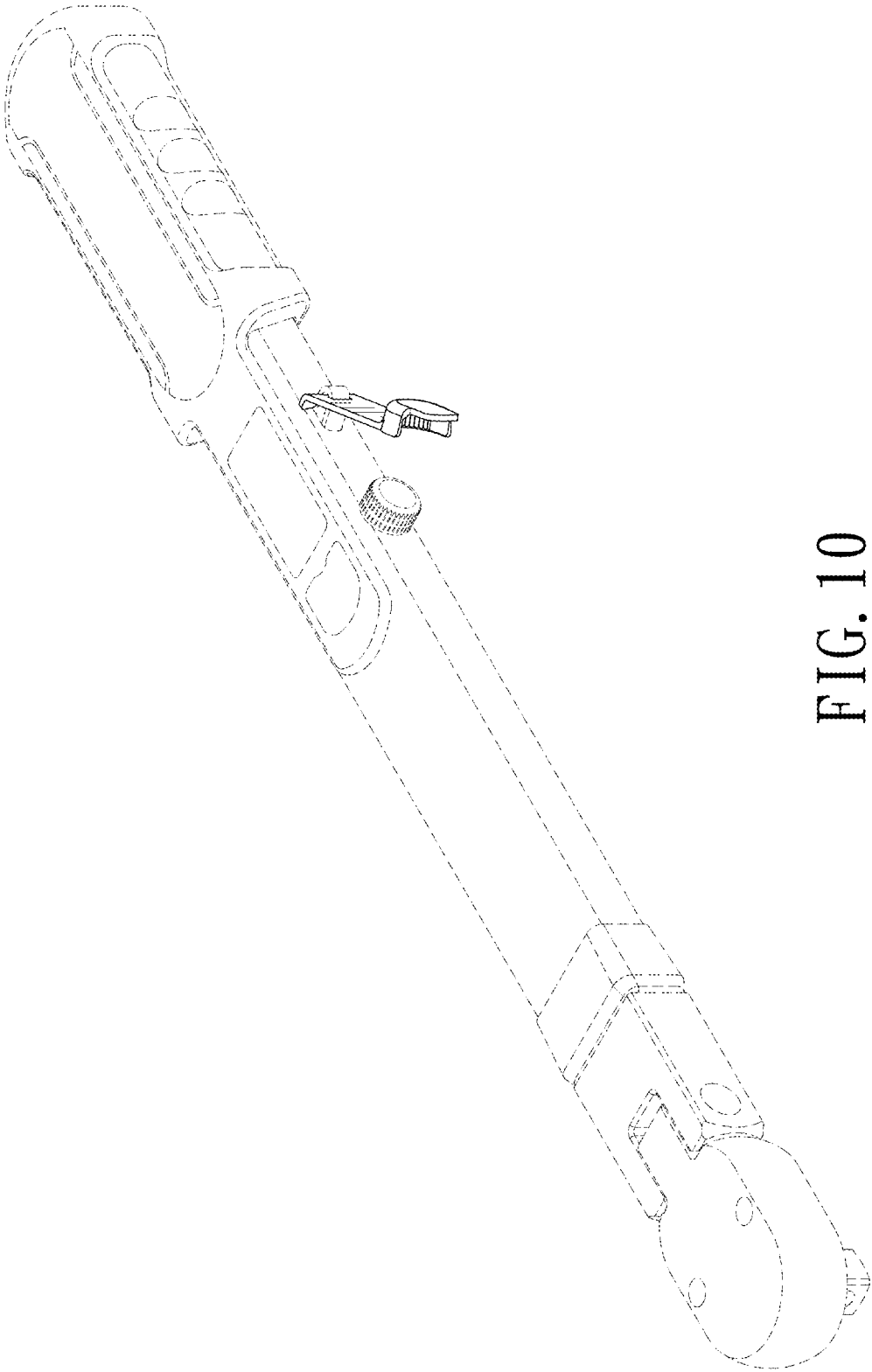


FIG. 10