



US00D842668S

(12) **United States Design Patent**  
**Hyust et al.**

(10) **Patent No.:** **US D842,668 S**  
(45) **Date of Patent:** **\*\* Mar. 12, 2019**

(54) **MULTI-FUNCTIONAL RATCHET WRENCH**

D574,680 S \* 8/2008 Oldknow ..... D8/28  
D654,337 S \* 2/2012 Huang ..... D8/25  
D658,459 S \* 5/2012 Meholovitch ..... D8/25  
8,485,072 B2 7/2013 Swing

(71) Applicant: **KIRK WRENCH LLC**, Canton, OH (US)

(72) Inventors: **Kirk W. Hyust**, Canton, OH (US);  
**Karl H. Beitzel**, Canton, OH (US)

(73) Assignee: **KIRK WRENCH LLC**, Canton, OH (US)

(\*\*) Term: **15 Years**

(21) Appl. No.: **29/626,759**

(22) Filed: **Nov. 20, 2017**

(51) **LOC (11) Cl.** ..... **08-05**

(52) **U.S. Cl.**  
USPC ..... **D8/25**

(58) **Field of Classification Search**  
USPC ..... D8/21-29; 81/177.1, 177.85, 121.1,  
81/124.3, 165-170, 110.1, 176.2, 124.6,  
81/176.1, 176.15, 177.2; 16/110.1  
CPC ..... B25B 1/00; B25B 19/00; B25B 27/00  
See application file for complete search history.

(56) **References Cited**

**U.S. PATENT DOCUMENTS**

D174,745 S	3/1876	Squire	
1,384,887 A	7/1921	Bumdahl	
1,400,285 A	12/1921	Hart	
1,568,442 A	1/1926	Carver	
1,840,685 A	1/1932	Witherup et al.	
2,804,794 A	9/1957	Stang	
3,715,937 A	2/1973	Cade et al.	
D332,730 S *	1/1993	Usuda	D8/25
D340,175 S *	10/1993	Mann	D8/28
5,870,932 A	2/1999	Brooke	

**OTHER PUBLICATIONS**

Author Unknown, picture of 3 wrenches with two labeled "Stanley", webpage, date unknown, 1 page, publisher unknown, found on the internet Oct. 28, 2015.

Author Unknown, picture of wrenches labeled 35-1 to 37-8, webpage, date unknown, 1 page, publisher unknown, found on the internet Oct. 28, 2015.

(Continued)

*Primary Examiner* — Randall H Gholson

(74) *Attorney, Agent, or Firm* — Hudak, Shunk & Farine Co. LPA

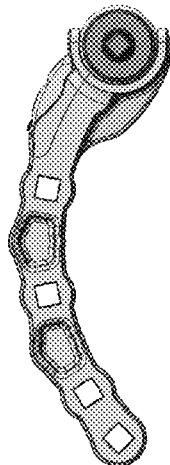
(57) **CLAIM**

The ornamental design for a multi-functional ratchet wrench, as shown and described.

**DESCRIPTION**

FIG. 1 is a right side view of a multi-functional ratchet wrench;  
FIG. 2 is a left side view thereof;  
FIG. 3 is a top view thereof;  
FIG. 4 is a bottom view thereof with the ratchet mechanism rotated to show a different angle;  
FIG. 5 is a bottom right side perspective view thereof;  
FIG. 6 is a bottom right side perspective view thereof with the ratchet mechanism rotated to show a different angle;  
FIG. 7 is a bottom left side perspective view thereof;  
FIG. 8 is a bottom left side perspective view thereof with the ratchet mechanism rotated to show a different angle;  
FIG. 9 is a top left side perspective view thereof; and,  
FIG. 10 is a top left side perspective view thereof with the ratchet mechanism rotated to show a different angle.

**1 Claim, 10 Drawing Sheets**



(56)

**References Cited**

OTHER PUBLICATIONS

Fire Fighter Equipment Store, Akron #19 Universal Suction Spanner Wrench, webpage, date unknown, 1 page, found on the internet Oct. 28, 2015.

General Tools & Instruments, 140XL Basin Wrench Large Jaw, webpage, date unknown, 1 page, found on the internet Oct. 28, 2015.

\* cited by examiner

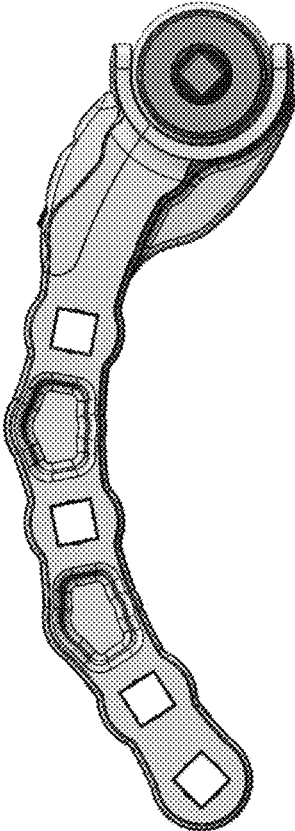


FIG. 1

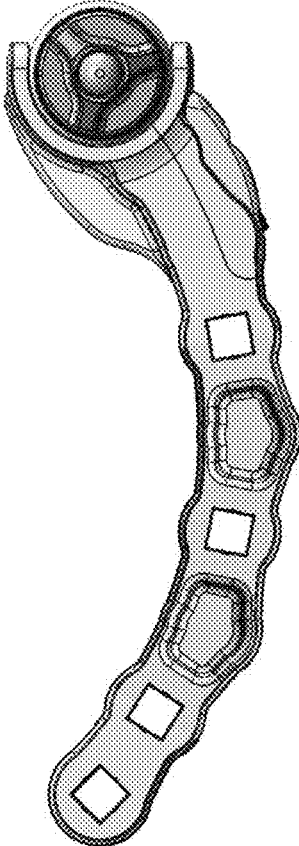


FIG. 2

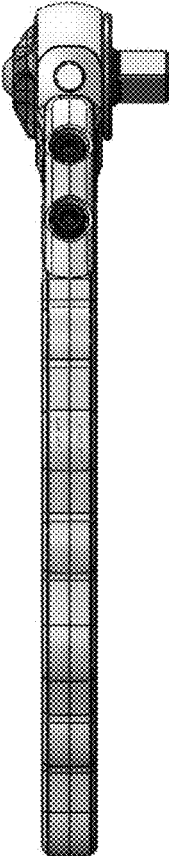


FIG. 3

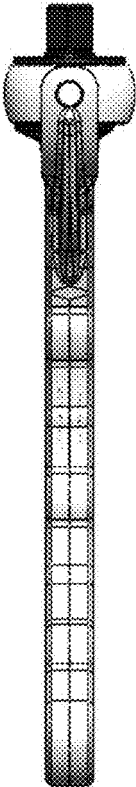


FIG. 4

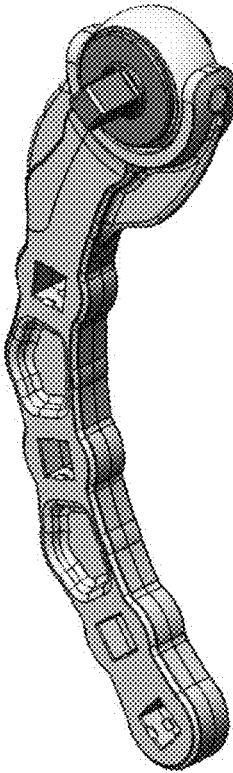


FIG. 5

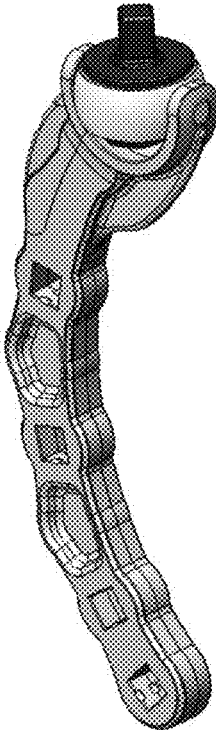


FIG. 6



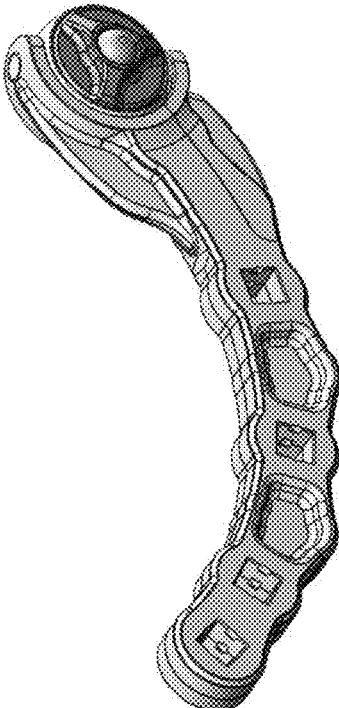


FIG. 7

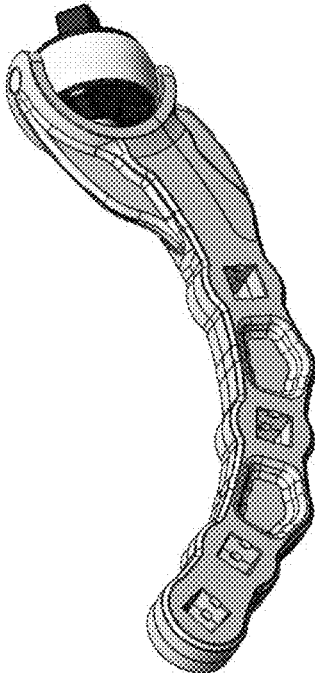


FIG. 8

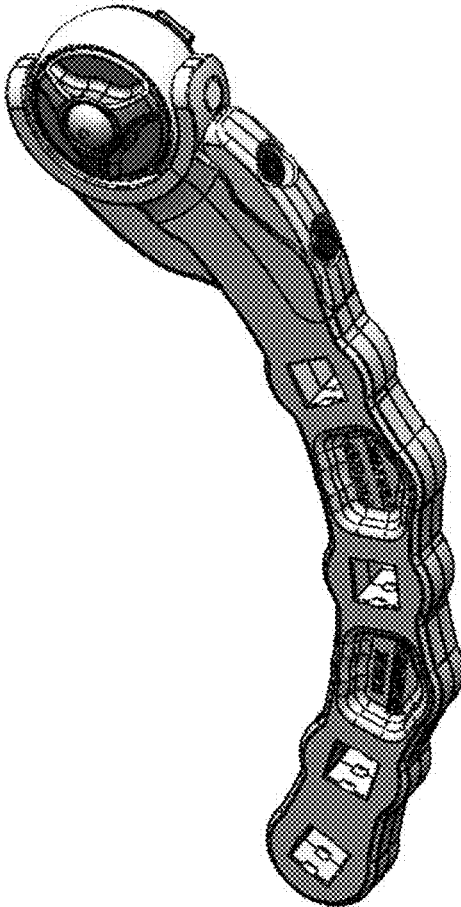


FIG. 9

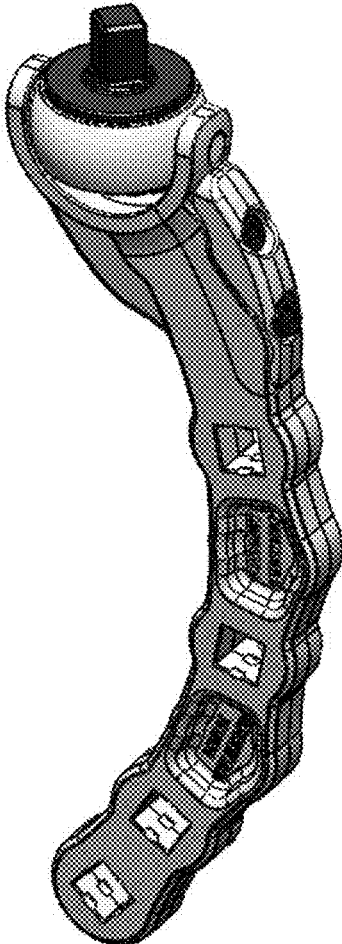


FIG. 10